


New Mexico
Taxation and Revenue Department
1-866-285-2996



2025 Personal Income Tax Form Packet

DUE DATE

File Electronically or on Paper by:
April 15, 2026

Scan to go to TAP



Packet Contents

Forms/Instructions

- PIT-1
- PIT-S
- PIT-ADJ
- PIT-RC
- PIT-B
- PIT-D
- PIT-CR
- PIT-X

Payment Vouchers

- PIT-PV (2025)
- PIT-EXT (2025)
- PIT-ES (2025)
- PIT-ES (2026)

Scan to go to Forms &
Publications page



Consider filing your return electronically or checking on the status of your refund by visiting the Department Taxpayer Access Point (TAP) website at <https://tap.state.nm.us>.

You can view all forms, instructions, publications, bulletins, FYI's, and quick guides on our website:
<https://www.tax.newmexico.gov>.

Legislative Changes

The Department provides a Legislative Summary Bulletin under *Publications* on the *Forms & Publications* page of our website: <https://www.tax.newmexico.gov/forms-publications/>. The 2025 Session had several changes to Income Tax including:

- **NM Personal Income Tax Due Date Aligned with Federal Due Date (HB-218)** - removes the extended filing deadline for taxpayers who file and pay electronically.

Additional information regarding legislative changes can be located in LS-2025 Legislative Summary.

Free Electronic Filing with Taxpayer Access Point (TAP)

New Mexico Taxation and Revenue Department encourages all New Mexicans to file their tax returns safely and securely online. Not only will you receive your refund check faster, but we can also deposit your refund check directly into your personal checking or savings account. You can now claim most credits on your tax return when e-filing by using the attachment function in TAP to attach claim forms and other required documents. TAP users can amend returns, make payments, and view past letters sent by the Department. Take advantage of this free and easy service by signing up for TAP today at <https://tap.state.nm.us>. If you need technical support or have e-filing issues when using TAP, send an email to TRD-Tap-TechnicalHelp@state.nm.us.

Payment Plans on Taxpayer Access Point (TAP)

New Mexico Taxation and Revenue Department understands that making a full payment for outstanding tax liabilities may not be possible. Taxpayers who have an outstanding debt with the New Mexico Taxation and Revenue Department can create and enter into a payment plan on their own using TAP. We offer flexible terms to meet the needs of eligible taxpayers. More information is available on TAP <https://tap.state.nm.us>. Taxpayers will see the option once they have logged into their TAP account.

Where to Mail Your Paper Return and Payment

To expedite processing of returns and payments there are two addresses. There is an address to mail your return and payment and an address to mail your return without payment. Please be sure to use the correct mailing address as to not delay the processing of your return.

- **Return with payment:** NM Taxation and Revenue Dept. P.O. Box 8390 Santa Fe, NM 87504-8390
- **Payments without a return:** NM Taxation and Revenue Dept. P.O. Box 8390 Santa Fe, NM 87504-8390
- **Return with refund due:** NM Taxation and Revenue Dept. P.O. Box 25122 Santa Fe, NM 87504-5122
- **Return without payment:** NM Taxation and Revenue Dept. P.O. Box 25122 Santa Fe, NM 87504-5122

REFUND

How To Check the Status of Your Refund: The status of a refund is available at New Mexico's Taxpayer Access Point (TAP) website at: <https://tap.state.nm.us>. Under **PERSONAL INCOME**, click **Where's My Refund?** Then enter your ID Type (Social Security Number or Individual Taxpayer Identification Number), ID number, and refund amount. You are not required to register to use this service.

When To Call About Your Refund: Before calling about your refund, please allow time for the Department to process your refund claim. Generally, electronically filed returns claiming a refund are processed in 6 to 8 weeks. A paper return claiming a refund takes 8 to 12 weeks to process. If sufficient time has passed for your return to be processed, access TAP for additional information or contact us at 1(866) 285-2996.

What You Need: When you call or visit us on the web, make sure to have a copy of your tax return and related information.

New Mexico Gross Receipts Tax

If you are self-employed, run a business out of your home, or work for someone else but do not have wage taxes withheld, you may be required to register for gross receipts tax with the Department.

Businesses that sell or lease goods and other tangible property or perform services in New Mexico may be subject to New Mexico gross receipts tax. All businesses having a gross receipts tax reporting obligation must register with the New Mexico Taxation and Revenue Department to obtain a New Mexico Tax Identification Number (NMBTIN). Tax reporting forms and instructions are available on the Department website, <https://www.tax.newmexico.gov/forms-publications/>.

If you have a "Qualifying Child"
you may be eligible for a
New Mexico Child Income Tax Credit.

The credit varies by income level, with the
largest credits available to low-income
families, and your credit is refundable if it is
greater than the tax you owe!

See the instructions for PIT-RC, line 25,
on page RC-10 of this booklet.

**Personal Income Tax (PIT) Packet
Table of Contents**

Instructions for 2025 PIT-1	PIT-1-1
Contacting the Department	PIT-1-1
How To Check the Status of Your Refund	PIT-1-1
Forms and Instructions	PIT-1-1
Filing Due Date	PIT-1-1
Online Services	PIT-1-1
Other Places That Offer Help	PIT-1-1
Who Must file	PIT-1-2
New Mexico Residents	PIT-1-2
Non-Residents	PIT-1-2
Military Servicemembers	PIT-1-2
General Instruction	PIT-1-2
Members of Indian Nations, Tribes, or Pueblos	PIT-1-3
Definitions	PIT-1-4
Domicile	PIT-1-4
Resident	PIT-1-4
First-Year Resident	PIT-1-4
Part-Year Resident	PIT-1-4
Non-Resident	PIT-1-5
Additional Considerations	PIT-1-5
Residents Domiciled in Another State	PIT-1-5
Refunds, Rebates, and Credits	PIT-1-5
Non-Residents and Royalty Income	PIT-1-5
Representatives of Deceased Taxpayers	PIT-1-5
Refunds	PIT-1-6
Pass-Through Entities and S-Corporations	PIT-1-6
Estates and Trusts	PIT-1-6
Community Property and Division of Income	PIT-1-6
Married Filing Separately	PIT-1-6
Innocent or Injured Spouse Relief	PIT-1-7
Filing Methods	PIT-1-7
Filing On Paper Or Filing Electronically	PIT-1-7
Benefits of Filing Electronically	PIT-1-7
Where To Get Paper Tax Forms	PIT-1-7
Using Tax Software	PIT-1-7
About Electronic Filing	PIT-1-8
Using The Department Website, Taxpayer Access Point (TAP)	PIT-1-8
Using The Federal/State Electronic Filing Program	PIT-1-8
Required Forms And Attachments	PIT-1-9
PIT-1 Required	PIT-1-9
PIT-S For Over 5 Dependents Or Other Dependents	PIT-1-9
PIT-ADJ To Adjust Income	PIT-1-9
PIT-RC To Claim Refundable Credits	PIT-1-10
PIT-B To Allocate And Apportion Income	PIT-1-10
PIT-D To Donate Overpayment	PIT-1-10
PIT-CR To Claim Non-Refundable Credits	PIT-1-10
Payment Vouchers	PIT-1-10
PIT-X For Amended Returns	PIT-1-13
Other Forms Or Attachments You Might Need To File	PIT-1-13
When And Where To File And Pay	PIT-1-14
Where To Mail Paper Returns and Payments	PIT-1-15
How To Pay	PIT-1-15
Extension Of Time To File	PIT-1-15
Interest And Penalties	PIT-1-16
Interest	PIT-1-16
Negligence Penalty for Late Filing or Late Payment	PIT-1-16
Penalties For Fraudulent Returns And Other Reasons	PIT-1-16
Civil Penalties	PIT-1-16
Criminal Penalties	PIT-1-16

Personal Income Tax (PIT) Packet

Table of Contents

Returned Check Penalty	PIT-1-17
Paid Tax Preparers Requirement to Ensure Returns are Filed Electronically	PIT-1-17
Your Rights Under The Tax Law	PIT-1-17
Your Rights	PIT-1-17
About Your Tax Return Information	PIT-1-18
Keep Copies Of Your Tax Records And Returns	PIT-1-18
Privacy Notification	PIT-1-18
Federal/State Tax Agreement	PIT-1-18
Treasury Offset Program	PIT-1-18
Outside Collection Agencies	PIT-1-18
What To Know And Do Before You Begin	PIT-1-18
Withholding On Certain Government Pensions	PIT-1-20
Line Instructions For Form PIT-1	PIT-1-21
Residency Status	PIT-1-21
Paying Your Tax Liability	PIT-1-36
Before Filing Your Return	PIT-1-36
Recommendations For Filing Your Return	PIT-1-36
Instructions for 2025 PIT-ADJ	ADJ-1
General Information	ADJ-1
Preparing Your Schedule PIT-ADJ	ADJ-1
Detailed Instructions For Each Line	ADJ-1
Instructions for 2025 PIT-RC	RC-1
General Information	RC-1
Qualifications for Credits and Rebates	RC-2
Low Income Comprehensive Tax Rebate	RC-4
Property Tax Rebate for Persons 65 or Older	RC-5
Additional Low Income Property Tax Rebate	RC-6
New Mexico Child Day Care Credit	RC-7
Residency Requirement	RC-8
Caregiver Qualifications	RC-8
Refundable Tax Credits	RC-9
Instructions for 2025 PIT-B	B-1
General Information	B-1
Residency Definitions	B-1
Allocated Income	B-1
Apportioned Income	B-1
Community Income	B-1
Information About Community and Separate Income	B-1
Allocation of Community and Separate Income	B-1
New Mexico Resident Spouses	B-2
Non-Resident Spouses	B-3
Part-Year or First-Year Residents	B-3
Part-Year and First-Year Residents Line A and B	B-3
Instructions for 2025 PIT-D	D-1
Donating Money From Your Refund	D-1
Instructions for 2025 PIT-CR	CR-1
General Information	CR-1
About Eligibility and Approval Requirements	CR-1
Tax Credit Types	CR-2
Affordable Housing Tax Credit (A01)	CR-2
Angel Investment Credit (A02)	CR-2
Advanced Energy Tax Credit (A04)	CR-3
Agricultural Biomass Tax Credit (A05)	CR-3

Personal Income Tax (PIT) Packet **Table of Contents**

Clean Car Tax Credit. (C03)	CR-4
Clean Car Charging Unit Tax Credit. (C04)	CR-4
Film Production Tax Credit (F01)	CR-5
Foster Youth Employment Income Tax Credit (F02) Repealed July 1, 2025	CR-5
New Film Production Tax Credit (F03)	CR-6
New Mexico Film Partner New Film Production Tax Credit (F04)	CR-6
Geothermal Ground-Coupled Heat Pump Tax Credit (G01).	CR-7
Geothermal Ground-Coupled Heat Pump Tax Credit (2024). (G03)	CR-7
Home Fire Recovery Tax Credit (H02)	CR-8
Job Mentorship Tax Credit (J01) Repealed July 1, 2025	CR-8
Land Conservation Incentives Credit (L01)	CR-9
Preservation Of Cultural Property Credit (P01)	CR-9
Rural Job Tax Credit (R01)	CR-9
Rural Health Care Practitioners Tax Credit (R02).	CR-10
Renewable Energy Production Tax Credit (R03)	CR-11
Solar Market Development Tax Credit (S01)	CR-11
Sustainable Building Tax Credit (S02)	CR-11
2015 Sustainable Building Tax Credit (S03).	CR-11
New Solar Market Development Tax Credit (S04)	CR-12
Technology Jobs And Research And Development (Additional) Tax Credit (T02)	CR-13
Instructions for 2025 PIT-ES.	ES-1
Who Must Pay Estimated Taxes?	ES-1
Tax Estimation Methods	ES-1
How Much Do You Need To Pay?	ES-1
Exceptions For Estimated Payment Amounts And Timing	ES-1
Penalty For Underpayment Or Non-Payment Of Estimated Tax Payments	ES-2
More Information And Help	ES-2
Methods Of Payment	ES-3
Where To Get The Voucher	ES-3
Completing And Submitting The Voucher And Payment	ES-3
2025 Tax Rate Table	T-1
Instructions for 2025 PIT-X	X-1

INSTRUCTIONS FOR 2025 PIT-1 NEW MEXICO PERSONAL INCOME TAX RETURN

CONTACTING THE DEPARTMENT

How To Check the Status of Your Refund

The status of a refund is available at the New Mexico's Taxpayer Access Point (TAP) website at <https://tap.state.nm.us>. Under PERSONAL INCOME, click Where's My Refund? Then enter your ID Type (Social Security Number or Individual Taxpayer Identification Number), ID Number, and refund amount. You are not required to register with TAP in order to use this service.

When to Call

If you don't see the status of your refund using these methods, refer to the processing times below.

Processing times:

- Electronically filed returns are generally processed within 8 to 12 weeks or less.
- Paper returns or applications for a tax refund are generally processed within 12 weeks but can take longer.
- Please allow 12 weeks from the submission date before calling the Department.

Note: The Taxation and Revenue Department employs rigorous methods to combat identity theft and refund fraud. Preventing identity theft and refund fraud causes some refunds to require additional processing time, and additional documentation may be required to verify your refund claim.

Phone Contact

If sufficient time has passed for your return to be processed contact us at (866) 285-2996. You may also visit TAP, <https://tap.state.nm.us>.

What You Need

When you call or visit us on the web, make sure to have a copy of your tax return and related information.

Mailing Address

If you want to write us about your return, please address your letter to:

Personal Income Tax Correspondence
Taxation and Revenue Department
P. O. Box 25122
Santa Fe, NM 87504-5122

If you write us for information or to order forms after April 1, do not expect to receive the forms or a response before the due date of the PIT-1.

Email Contacts

The Taxation and Revenue Department provides several email contacts for you.

To send an email on a specific tax topic directly to the Department's specialists for that topic, go to <https://www.tax.newmexico.gov/contact-us/>.

If you have questions about your in-progress Personal Income Tax (PIT) return, the instructions, a return you already submitted, or your refund, email: TRD.TaxReturnHelp@tax.nm.gov.

If you have questions about New Mexico tax law and need additional clarification on statutes and regulations, email: Policy.Office@tax.nm.gov.

Forms and Instructions

You can find PIT forms and instructions on our website at <https://www.tax.newmexico.gov/forms-publications/>

Filing Due Date

Both paper and electronic PIT returns are due on or before April 15, 2026.

Important: If April 15 falls on a weekend or observed holiday, your return is due on or before the next business day.

Online Services

The TAP website at <https://tap.state.nm.us> is a secure online resource that lets you electronically file your return for free:

- See information about your return, payment, and refund
- Pay existing tax liabilities online
- Check the status of a refund
- Change your contact information
- Register a business

Other Places That Offer Help

Help preparing your tax return may be available from:

- Tax Help New Mexico, uwnm.org/tax-help-new-mexico. A free service for people who fall under a certain income threshold.
- American Association of Retired Persons (AARP).
- Some senior citizens' centers. Contact the center for dates and times.
- Some social service agencies. They either provide help or direct you to other free or low-cost tax preparation assistance programs.
- Software preparation services or a tax preparer.

For more information about tax help for senior citizens and low-income filers, please visit <https://www.tax.newmexico.gov/forms-publications/>. Select **Quick Guides** from the **Publications** folder.

- For the senior citizen quick guide, click **Quick Guide 1**.
- For the low-income quick guide, click **Quick Guide 2**.

INSTRUCTIONS FOR 2025 PIT-1

GENERAL INSTRUCTION

WHO MUST FILE

Who Must File A PIT-1 Return

New Mexico's law says every person who meets **both** the following conditions must file a PIT-1:

- Every person who is a New Mexico resident or has income from New Mexico sources.
- Every person who is required to file a federal income tax return.

This section covers the following:

- New Mexico Residents;
- Non-Residents;
- Military Servicemembers;
- General Information About Military Servicemembers' Spouses;
- Non-resident Military Spouse Who Lives in New Mexico;
- Resident Military Spouse Who Lives in Another State; and
- Members of New Mexico Federally Recognized Indian Nations, Tribes, or Pueblos.

New Mexico Residents

If you are a New Mexico resident, you must file a New Mexico return if you meet **any** of the following conditions:

- You are required to file a federal return.
- You want to claim a refund of any New Mexico state income tax withheld on your behalf.
- You want to claim any New Mexico rebates or credits.

Non-Residents

If you are a non-resident, including a foreign national or a person who resides in a state without income taxes, you must file in New Mexico when **both** the following are true:

- You are required to file a federal return.
- You have income from any New Mexico source whatsoever.

Military Servicemembers

If you are a member of the United States Armed Forces, your income may be taxable to New Mexico and you must file a resident return if **both** the following are true:

- You were domiciled in New Mexico at the time of enlistment.
- You have not changed your domicile for purposes of withholding state income tax from military pay.

NOTE: Military servicemembers may claim a deduction for military active duty pay included in federal adjusted gross income.

If your permanent home (domicile) was in New Mexico when you entered the military, and you kept New Mexico as your domicile for state withholding tax purposes, even if you are presently serving outside New Mexico, you must file a New Mexico resident return.

If your permanent home (domicile) was in New Mexico when you entered the military, but you have established domicile in another state and changed your legal residence for withholding state income tax, your military pay is not subject to New Mexico income tax.

If you are an enrolled member of a New Mexico federally recognized Indian nation, tribe, or pueblo, your military pay is exempt when your home of record and domicile is within the boundaries of the member's reservation or pueblo grant or within the boundaries of land defined as "Indian country" and the legal residence for state withholding tax purposes has not been changed.

If you are a non-resident, a United States Public Health Service (USPHS) servicemember, and you earned income in New Mexico for USPHS active duty, your pay is exempt from New Mexico taxes.

General Information About Military Servicemembers' Spouses

Beginning with tax year 2018, the Veterans Benefits and Transition Act allows a military servicemember's spouse who moves to a state solely to be with their spouse who is there because of military orders, to keep their out-of-state residency status and domicile.

They may source their non-military wages, salaries, tips and other income from services performed to their chosen state of domicile instead of the state where the income is earned. For tax purposes, this can be either the domicile state that the servicemember claims or the state in which the servicemember's spouse has established domicile.

The following restrictions apply to servicemembers and their spouses:

- Servicemembers must have declared domicile in the other state.
- Servicemembers must be in the state in compliance with military orders.
- Servicemembers' spouses must be in the state solely to be with their spouses.

NOTE: Non-resident servicemembers must continue to allocate non-military income from services performed to the state where the income was earned.

Non-Resident Military Spouse Who Lives in New Mexico

If you are a non-resident of New Mexico who is a qualifying servicemember's spouse living in New Mexico, complete a New Mexico PIT-1 as a non-resident taxpayer and allocate on Schedule PIT-B income from services performed in New Mexico to your state of residence. See instructions for PIT-B. A military servicemember's spouse eligible to claim an ex-

empt New Mexico withholding status, based on the Veterans Benefits and Transition Act, must annually submit Form RPD-41348, *Military Spouse Withholding Tax Exemption Statement*, to the employer or payor responsible for withholding New Mexico tax.

Keep a copy of RPD-41348, signed by the employer or payor, in your tax records. Your employer or payor must sign a new RPD-41348:

- Annually **or**
- When servicemember's situation changes.

Do not submit RPD-41348 with your PIT-1 unless the Department requests a copy.

Resident Military Spouse Who Lives in Another State

If you are a resident of New Mexico who is a qualifying servicemember's spouse living in another state, complete PIT-1 as a resident taxpayer and allocate wages, salaries, tips, and other income from services performed on Schedule PIT-B, as if from New Mexico sources. Do this even if the income was earned in another state. For more details, see Form RPD-41348, *Guidance for New Mexico Resident Military Spouses Claiming Relief From Another State's Income and Withholding Tax Requirements*.

To access forms for resident and non-resident military spouses, go to <https://www.tax.newmexico.gov/forms-publications/> and select the following items in this order:

- Income Taxes;
- Personal Income Tax (PIT) - Current Year;
- Other PIT-Related Forms,
- RPD-41348 Guidance, or
- RPD-41348

If you are a part-year or first-year New Mexico resident who is a qualifying servicemember's spouse, allocate income from services performed in New Mexico to New Mexico during periods when you were a resident of New Mexico.

Members of Indian Nations, Tribes, or Pueblos

The income of Indians who worked or are domiciled **outside the boundaries** of the reservation or pueblo grant or outside the boundaries of land defined as "Indian country" of which they are members is subject to New Mexico personal income tax.

You do not need to file a New Mexico income tax return if **both** the following are true:

- You are an enrolled member of a New Mexico federally recognized Indian nation, tribe, or pueblo who is domiciled within the boundaries of the member's reservation or pueblo grant or within the boundaries of land defined as "Indian country" of the New Mexico federally recognized Indian nation, tribe, or pueblo where you or your spouse are/is a member.
- Your entire income was earned from work within the boundaries of the member's reservation or pueblo grant or within the boundaries of land defined as "Indian country".

If you are the spouse of an enrolled member who is domiciled and works within the boundaries of the member's reservation or pueblo grant or within the boundaries of land defined as "Indian country", your income is taxable unless you are also a member of a New Mexico federally recognized Indian nation, tribe, or pueblo.

The term "land defined as "Indian country" is used in these instructions pursuant to 18 U.S.C. Section 1151, as that section may be amended or renumbered, for that nation, tribe, or pueblo.

Military Pay. If you are an enrolled member of a New Mexico federally recognized Indian nation, tribe, or pueblo who is a servicemember, your military pay is exempt when **both** the following are true:

- Your home of record is within the boundaries of that reservation or pueblo grant or within the boundaries of land defined as "Indian country".
- Your legal residence for state withholding tax purposes has not been changed.

Native American Veterans Income Tax Settlement Fund. A claim for a settlement payment from the Native Americans Income Tax Settlement Fund may be made for any period of active duty in the armed forces of the United States during which the claimant:

- was a member of a New Mexico federally recognized Indian nation, tribe or pueblo;
- was a resident within the boundaries of the Indian member's or the member's spouse's reservation or pueblo grant, or within the boundaries of lands held in trust by the United States for the benefit of the member or spouse or the member's or spouse's nation, tribe or pueblo; and
- had New Mexico personal income tax (PIT) withheld from his or her active duty military pay, and the amount withheld has not already been refunded to the claimant or the claimant's representative.

NOTE: The Native American Veterans Income Tax Settlement Fund is now depleted and claims on the fund may not be paid. The Native American Veterans Income Tax Settlement Fund was repealed by 2025 HB-218, effective July 1, 2025.

For more information, see FYI-407, *Taxpayer Remedies for Native American Veterans Income Tax Settlement Fund*.

Retirement or Pension. If you are an enrolled member of a New Mexico federally recognized Indian nation, tribe, or pueblo who is domiciled within the boundaries of your reservation or pueblo grant or within the boundaries of land defined as "Indian country", and your retirement or pension is the result of employment within the boundaries of your reservation or pueblo grant or within the boundaries of land defined as "Indian country", your retirement or pension income is exempt.

You may not exempt retirement or pension income from employment outside the boundaries of your reservation or pueblo grant or outside the boundaries of land defined as "Indian country".

Definitions

This section gives you definitions of the following terms:

- Domicile;
- Resident;
- First-Year Resident;
- Part-Year Resident; and
- Non-Resident.

For most taxpayers, your resident status for income tax purposes depends on:

- Where you were domiciled during the tax year, and
- Whether you were physically present in New Mexico for a total of 185 days or more during the tax year.

Domicile

Your domicile is the place you intend as your permanent home. It is the **state** where your permanent home is located and where you intend to return whenever you are away (as on vacation, business assignment, educational leave, or military assignment).

IMPORTANT: You can have only one domicile.

Your New Mexico domicile is not changed until you can show that you have abandoned it and established a new domicile outside New Mexico.

A change of domicile must be **clear and convincing**. Easily controlled factors are **not** the primary factors to consider when deciding where you are domiciled.

IMPORTANT: Domicile is established differently for military spouses. See "General Information About Military Service-members' Spouses" on page PIT-1-2.

If you move to a new location but intend to stay there only for a limited time (no matter how long), your domicile does not change. If your domicile is New Mexico and you go to a foreign country for a business or work assignment, or for study, research, or any other purpose, your domicile does not change unless you show that you definitely do not intend to return to New Mexico.

Resident

For purposes of the Income Tax Act, you are a New Mexico resident if **either** of the following are true:

- Your domicile was in New Mexico for the entire year **or**;
- You were physically present in New Mexico for a total of 185 days or more during the tax year, regardless of your domicile.

NOTE: If you moved to New Mexico during 2025 with the intent of making New Mexico your permanent place of residence, see definition of *First-Year Resident*.

Residents include persons temporarily residing in New Mexico who plan to return to their out-of-state residence and who are physically present in New Mexico for 185 days or more. Some examples are students, people vacationing in New Mexico, and those temporarily assigned to work in New Mexico.

To determine whether you were physically present in New Mexico for a total of 185 days, count each day you were here for 24 hours.

For example, you reside in Texas but work in New Mexico and you were physically present in New Mexico for 185 partial days during the tax year. Because you were not here for 24 hours on any day, you are not a resident for New Mexico income tax purposes. The 185 days do not have to be consecutive.

If you are a military servicemember temporarily assigned to New Mexico and you established legal residence for purposes of income tax withholding **outside** New Mexico, you are not a resident.

If you are a spouse who accompanies the military service-member to New Mexico, no longer qualifies under the Veterans Benefits and Transition Act of 2018, and is physically present in New Mexico for 185 days or more, you must report as a resident of New Mexico.

First-Year Resident

You are a first-year resident if **both** the following are true:

- You moved to New Mexico during 2025 with the intent of making New Mexico your permanent place of residence.
- You are still in New Mexico on December 31, 2025.

You need not have been physically present in New Mexico for at least 185 days.

If you are a former New Mexico resident who returned to New Mexico and you were a non-resident for at least one full tax year, you may file as a first-year resident.

First-year residents who change domicile during the year are not residents of New Mexico for income tax purposes for periods when the taxpayer's domicile is outside New Mexico.

Part-Year Resident

You are a New Mexico part-year resident if you meet **all** of these conditions:

- You were a New Mexico resident for part of the year.
- You were not physically present in New Mexico for 185 days or more.
- On December 31, you were no longer domiciled in New Mexico and you had moved to another state, intending to maintain domicile status in that other state.

Part-year residents who change domicile during the year are not residents of New Mexico for income tax purposes for periods when the taxpayer's domicile is outside New Mexico.

For example, if you moved to New Mexico during the tax year, intending to make New Mexico your permanent place of residence, your income is taxed as non-resident for the period before your move to New Mexico. Additionally, if you were a New Mexico resident for fewer than 185 days during the tax year, and before December 31 you moved to another state, intending to maintain domicile status in that other state, your income is non-resident income for periods after your move.

Non-Resident

You are a New Mexico non-resident if you were not domiciled in New Mexico for any part of the tax year **and** you were not physically present in New Mexico for at least 185 days.

Military servicemembers and their qualifying spouses who are temporarily assigned to New Mexico, but who have established residence in another state, are non-residents.

NOTE: Except for certain military servicemembers, certain military spouses, and first-year residents, in the **Residency status** box 1e on PIT-1, page 1, mark **R** if you were physically present in New Mexico for more than 185 days during the tax year. For income tax purposes you are a resident.

Additional Considerations

This section describes the following topics to consider when you prepare your PIT-1:

- Residents Domiciled in Another State;
- Refunds, Rebates, and Credits;
- Non-Residents and Royalty Income;
- Representatives of Deceased Taxpayers;
- Pass-Through Entities and S Corporations;
- Estates and Trusts;
- Community Property and Division of Income;
- Married Filing Separately; and
- Innocent or Injured Spouse Relief.

Residents Domiciled in Another State

If you are required to file a New Mexico PIT-1 as a New Mexico resident, but you are also required to file and pay tax to another state because your domicile is in another state, complete Schedule PIT-B to allocate and apportion your income to New Mexico. Then, you can claim a credit for taxes paid to another state on PIT-1, line 20, for income taxed by both states.

Refunds, Rebates, and Credits

Even if you are not required to file a PIT-1, and if New Mexico income tax was withheld from your pay, the Department recommends that you file for a refund.

You also may qualify for one or more rebates or credits offered by New Mexico. Attach Schedule PIT-RC if you are eligible to claim any of the following:

- Low income comprehensive tax rebate;
- Property tax rebate for persons 65 or older;
- Additional low income property tax rebate for Los Alamos County, Santa Fe County, Doña Ana County, or Bernalillo County residents; or

- New Mexico child day care credit.

To qualify for these rebates or credits, you must meet **all** these requirements:

- You were a resident of New Mexico during the tax year.
- You were physically present in New Mexico for at least six months during the tax year.
- You were **not** eligible to be claimed as a dependent of another taxpayer for the tax year.
- You were **not** an inmate of a public institution for more than six months of the tax year.

Additional eligibility requirements apply to other refundable rebates and credits. If you are eligible to claim any of the following, you may also use Schedule PIT-RC:

- Refundable medical care credit for persons 65 or older,
- Special needs adopted child tax credit,
- Child Income Tax Credit.

For details about eligibility requirements, see the item in the PIT-RC instructions.

Non-Residents and Royalty Income

If you are a non-resident and you elect to calculate tax on **gross** royalty income under \$5,000, instead of filing a complete PIT-1 and PIT-B, in the box on PIT-1, line 18a, mark **Y**.

This lets the Department know you have gross royalty income under \$5,000 from New Mexico sources; you do not have any other income sourced to New Mexico; and you elected to calculate New Mexico income tax due based on the **gross** royalty income you received.

To complete the PIT-1 return using this election, do the following:

- Complete lines 1 to 8.
- Leave lines 9 to 15 blank.
- On line 17, enter your total **gross** royalty income from New Mexico sources.
- Using the instructions, complete lines 18, 22 and 23, and then lines 27 to 42.

When you calculate your tax based on gross royalty income, you cannot reduce your income by the standard deduction or exemption amounts, or with any credits.

Representatives of Deceased Taxpayers

If a taxpayer dies before filing a return for 2025, the taxpayer's spouse or personal representative may need to file and sign a return for that taxpayer. A personal representative can be an executor, administrator, or anyone in charge of the deceased taxpayer's property.

IMPORTANT: If the deceased taxpayer is not required to be entered on the federal or New Mexico return, do not enter the deceased taxpayer's name. For example, a dependent that has no withholding.

If a taxpayer did not need to file a federal return, but New Mexico income tax was withheld, the representative must file a New Mexico return to claim a refund. If a joint federal

income tax return was filed for the deceased taxpayer and the surviving spouse, file a joint New Mexico return.

Dates. The filing date for the return of a deceased taxpayer is the same as if the taxpayer had lived the entire year.

The person who files the return for the deceased enters the month, day, and year of death on PIT-1, line 4c or 4d. A copy of the death certificate is required to be submitted with the PIT-1.

Refunds.

If the refund check must be made payable to someone other than the surviving spouse or to the estate of the taxpayer, enter the claimant's name and social security number on lines 4a and 4b. If the return shows an overpayment, and you are a court-appointed or certified personal representative requiring the refund made payable to you, enter your name and social security number on lines 4a and 4b.

If requesting the refund to be made payable to a person other than the taxpayer or to the estate of the taxpayer, you **must** attach **both of** the following to the taxpayer's refund claim:

- Form RPD-41083, *Affidavit to Obtain Refund of New Mexico Tax Due a Deceased Taxpayer*; **and**
- A copy of the death certificate or other proof of death.

Pass-Through Entities and S-Corporations

Except for S-Corporations with Federal taxable income, partnerships and other pass-through entities, including limited liability partnerships (LLPs) and limited liability investment companies (LLICs), are generally not subject to New Mexico income tax. However, individual members of the LLP or LLIC are subject to New Mexico income tax.

If the entity has any partner or owner who is a New Mexico resident, or if the entity has any income from New Mexico sources, it must file the *New Mexico Pass-Through Entities Tax Return*, and it must pay withholding, composite income tax, or entity-level tax on behalf of its owners. It must also provide to each partner or owner the information necessary to file a New Mexico income tax return.

Beginning January 1, 2011, withholding from owners and from members or partners (both of which are also considered owners) of a pass-through entity (PTE) is required. A PTE is required to withhold, from the owner's share of the PTE's allocable net income earned in the year, at the rate of 5.9%.

Certain exceptions apply to the withholding requirement. PTE records must maintain documentation to establish the PTE had reasonable cause for not withholding. A complete list of exceptions is provided in the instructions for the *New Mexico Pass-Through Entities Tax Return*.

A PTE must file the annual PTE return, and an S corporation must file the S-Corp return. For details, see the instructions for those returns.

Estates and Trusts

Estates and trusts are subject to New Mexico personal income tax. The fiduciary for an estate or trust files FID-1, *Fiduciary Income Tax Return*.

Even if the estate or trust itself was not required to file a FID-1, each beneficiary of the estate or trust must include the beneficiary's share of the estate or trust income on the New Mexico PIT-1. For details, see the instructions for FID-1.

Community Property and Division of Income

New Mexico is a community property state. Unless the property is separate property, all assets and liabilities acquired during a marriage are the community property of both spouses.

Debt established during a marriage is the liability of both spouses, even after the marriage is dissolved. Debt established before or after a marriage is considered separate debt, and only 50% of community property may be pursued to clear separate debt.

When a couple files married filing separately, each spouse reports 50% of community income and all income generated from the separate property of the spouse who owns the property.

A spouse may not need to report half of certain combined community income (such as wages, salaries, professional fees, pay for professional services, partnership income, trade or business income, and social security benefits), if **all** the following conditions exist:

- You and your spouse lived apart all year.
- You and your spouse did not file a joint return.
- You and your spouse had wages, salaries, and professional fees that are community income.
- You and your spouse did not transfer (directly or indirectly) any wages, salaries, or professional fees between you and your spouse during any part of the year.

If you meet all of the above criteria, report half the total of all other types of community income (such as dividends, rents, royalties, or gains). For details, see FYI-310, *Community Property, Divorce, Separation and Your New Mexico Income Tax*.

Publication FYI-310 is available at <https://www.tax.new-mexico.gov/forms-publications/>. Select **FYIs** from the **Publications** folder.

Married Filing Separately

Both your New Mexico return and your federal return must show a correct division of community and separate income and payments if **any** of the following are true:

- You are a married person filing separately.
- You were separated or divorced during the year.
- You are a married person filing jointly.
- You are claiming the exemption for income of persons 100 years or older.

If your income and payments are not evenly distributed, attach a copy of a statement showing the correct division of community and separate income and payments.

See also the PIT-B instructions for the allocation and apportionment rules for community property when:

- One spouse is a resident (but not both spouses).
- The couple is filing a joint return.
- The couple has income from sources both in and out of New Mexico.

Innocent or Injured Spouse Relief

If you believe your spouse is solely responsible to pay a joint federal tax liability due to an understatement of tax, divorce, or separation, you may be eligible to claim Innocent Spouse Relief, Separation of Liability, or Equitable Relief from the Internal Revenue Service (IRS).

If you file a joint tax return and you expect all or part of your portion of the overpayment for community property to be applied to (to offset) your spouse's legally enforceable past-due liability, you may be eligible to claim Injured Spouse Relief from the IRS. For information, see IRS Publications 971, *Innocent Spouse Relief*, and 504, *Divorced or Separated Individuals*.

Although state law prohibits the Department from forgiving state taxes due, the Department Secretary has discretion to decline to bring collection action against an "innocent or injured spouse" when it is unfair to hold that spouse liable. If the IRS grants you relief in writing, you may provide that documentation to the Department and request the Department to decline to bring or to cease collection action against you to the extent the IRS granted the relief to you.

Additionally, you may request the Secretary not to bring collection action against you for **any** of the following:

- Liabilities established by your spouse, when the income that established the liability was not claimed as community property.
- Your spouse's separate debt, when you expect your part of community property to be offset to clear the debt.
- Business-related debt, when you can show you had no knowledge of the business and you did not benefit from the business, and the income from the business was not claimed as community property.

To request relief from the Department, fill out and submit RPD-41337, *Innocent or Injured Spouse Relief Request* or apply online through the Taxpayer Access Point (TAP).

FILING METHODS

Filing On Paper Or Filing Electronically

You can file your PIT-1 on paper or electronically. Both options are described here to help you choose the most convenient method.

IMPORTANT: After completing your paper or electronic return, make a copy and keep it in a safe place.

Benefits of Filing Electronically

The Department encourages you to file electronically whenever possible. Electronic filing is fast and secure, and it provides these benefits:

- You receive your refund faster.
- The state saves tax dollars in processing costs.
- Filing is free on the Department website.

For more about deadlines, "When And Where To File And Pay" on page PIT-1-14.

Where To Get Paper Tax Forms

PIT-1 forms and schedules can be filled out by hand and mailed to the Department. You can get these tax forms by downloading them from the Department website.

Downloading Forms and Instructions

To download tax forms, follow these steps:

1. Go to www.tax.newmexico.gov.
2. In the black navigation bar at the top, click **INDIVIDUALS**.
3. Under **Online Services**, click **Personal Income Tax Forms**.

In Person

Ask for forms at the Department's local district offices. See "Contacting the Department" on page PIT-1-1 of these instructions. Some local libraries also may carry New Mexico tax form packets.

Using Tax Software

Many companies sell software products with tax forms approved by the Department. You can buy these products to complete your income tax return on your personal computer. After completing the forms, you can electronically file or print and mail your tax return to the Department.

File Department-Approved Forms

Always submit your PIT-1 on official state forms provided or approved by the Department. If you use a software product to generate your forms, the Department must first have approved the software company's forms.

The Department approves forms from companies that follow our specifications and format requirements for the electronic file. Acceptance of a software company and its forms does not imply endorsement by the Department or assurance of the quality of the company's services. The Department:

- Does not review or approve the logic of specific software programs.
- Does not confirm calculations on forms produced by these programs.

The accuracy of the software program remains the responsibility of the software company, developer, distributor, or user.

For a list of companies and products with PIT-1 forms approved by the Department, follow these steps:

1. Go to www.tax.newmexico.gov.
2. In the black navigation bar at the top, click **TAX PROFESSIONALS**.
3. Under **E-filing Mandates** click **Software Developers**, and then open the **Approved Software** folder.
4. Select the **2025** folder and click on the document named **Approved Software for Reproducing of 2025 Income Tax Forms**.

CAUTION: Submit only high-quality, printed, original PIT-1 forms and schedules to the Department. A poor print or photocopy of a form from an approved software product or from our website delays processing your return and your refund, credit, or rebate.

Check the Print Quality

When using any computer-generated PIT form, you must comply with the printing and legibility requirements of the software company. If your printer can clearly print a logo, it can print a quality tax form.

IMPORTANT: File Returns on Approved State Forms.

Always submit Personal Income Tax Returns on official state forms provided by or approved by the Department. Never submit a return with a form that has been **photocopied** or **photo shopped** as it will not be accepted.

About Electronic Filing

The Department offers two ways to file your PIT-1 electronically. Each way lets you file either a refund return or a tax-due return. You can file through the Department website or through the Federal/State Electronic Filing Program. For details, see *Using the Federal/State Electronic Filing Program (Fed/State)* later in this section.

Restrictions

Depending on the electronic filing software, certain restrictions may apply to who may file and the types of returns eligible for electronic filing. The Department and IRS websites listed in this section provide information about your PIT electronic filing options, including details about Internet browser requirements.

If you plan to have a professional tax preparer file your return electronically, you may want to contact the preparer for more information about electronically filing.

Using The Department Website, Taxpayer Access Point (TAP)

If you have access to the Internet from a personal computer, free electronic filing is available on the Department's website. However, if any of these situations is true, you cannot use the website:

- You are a fiscal year filer.
- You are married filing jointly, and you or your spouse are dependents of another taxpayer.
- You have income from sources inside and outside New Mexico and you are claiming an additional amount of tax

on a lump-sum distribution by filing federal Form 4972 and Schedule PIT-B.

In these situations, you must file on paper or electronically with an alternative software product.

To file your return on the Department website, follow these steps:

1. Logon or create a TAP account at <https://tap.state.nm.us>.
2. In the **Accounts** tab, select **PIT Account** under **ACCOUNTS**.
3. In the **Recent Periods** tab, select **12/31/2025** under **RECENT PERIODS**.
4. On the right side of the screen, select **File, Change, or Print Return** under **I WANT TO**.
5. After you complete all your entries, click **Submit** to file.
6. Enter your password and click **OK** to display your confirmation number.
7. Print the page showing your confirmation number as proof and verification that you filed online.

Click **Print** to print a copy of your return for your records.

IMPORTANT: Do not mail the confirmation page or the return you filed online to the Department.

For help with TAP, email: TAP.TechnicalHelp@tax.nm.gov.

Refunds

If you are due a refund, you may choose to receive a check or have the refund deposited directly into your checking or savings account.

The Department is not responsible for the misapplication of a direct deposit refund caused by error, negligence, or malfeasance on the part of the taxpayer.

Paying Your Taxes

If you owe tax, you will be given the option to pay your tax once you are finished filing your return through TAP. You may use a credit card for an online payment. You can also pay by electronic check, or mail a check or money order to the Department with a PIT-PV Payment Voucher.

NOTE: A convenience fee is applied for using a credit card. The State of New Mexico uses this fee, calculated on the transaction amount, to pay charges from the credit card companies. There is no charge for an electronic check.

Make your check or money order payable to New Mexico Taxation and Revenue Department. Mail the PIT-PV with your payment to the New Mexico Taxation and Revenue Department, P.O. Box 8390, Santa Fe, NM 87504-8390.

Using The Federal/State Electronic Filing Program

The Fed/State program, administered by the IRS, lets you electronically file your federal and state tax returns together or separately. You can file a Fed/State return through an online home tax filing program on a personal computer or through a professional tax preparer.

Fed/State Online Home Filing Program

This method of filing requires access to the Internet, where you can reach companies that offer Fed/State e-file services and tax preparation software. You can also buy over-the-counter software to file your taxes online.

Partnership Agreements

To encourage electronic filing, the IRS has partnership agreements with many companies. On the IRS website is a list of companies that provide tax preparation software and Fed/State e-file opportunities, with descriptions of their products, services, and costs.

The IRS e-file provider page also lists the companies that participate in free Internet filing for low income and other qualified individuals.

IMPORTANT: If you use one of the IRS partner software companies, make sure they support New Mexico personal income tax electronic filing. Additional charges may apply to more complex returns. You can, however, go to TAP at <https://tap.state.nm.us> to file your state return at no charge.

For more information about the companies that participate in the Fed/State e-file program, visit the IRS website at www.irs.gov.

Do Not Combine IRS and State Payments

When paying your taxes through the Fed/State program, make separate payments to the IRS and to the State of New Mexico. Do not combine your payments to the IRS and to the state. Follow the online instructions to make sure your payment goes to the proper taxing authority.

IMPORTANT: Fed/State program payment processing does not support payments from savings accounts.

Filing by a Professional Tax Preparer

The Fed/State electronic filing service is also available through tax professionals who meet IRS and Department qualifications for acceptance into the Fed/State program. Ask professional tax preparers whether they have Fed/State approval.

NOTE: Professional preparers usually charge for their services.

REQUIRED FORMS AND ATTACHMENTS

PIT-1 Required

Regardless of the federal return and schedules you file, **every person** required to file a New Mexico personal income tax return must complete and file a PIT-1 *New Mexico Personal Income Tax Return*.

Depending on your residency status and your personal situation, you may be required to attach other forms and schedules to your PIT-1. These forms and schedules are described next.

PIT-S For Over 5 Dependents Or Other Dependents

If you have **more than** five qualifying dependents or other dependents, file a PIT-S, *Supplemental Schedule for Dependents and Other Dependents in Excess of Five*. Enter the first five dependents and other dependents on PIT-1, line 8. Enter additional entries on Schedule PIT-S.

PIT-ADJ To Adjust Income

If you are required or eligible to make New Mexico adjustments to your income, complete and attach Schedule PIT-ADJ, *Schedule of Additions, Deductions, and Exemptions*, to your PIT-1.

If you have **any** of the following **additions** to federal adjusted gross income, file PIT-ADJ:

- Interest and dividends from federal tax-exempt bonds.
- A federal net operating loss carryover.
- Contributions refunded when closing a New Mexico approved Section 529 education savings plan account.
- Certain contributions rolled out of a New Mexico approved Section 529 education savings plan account.
- A charitable deduction claimed on federal Schedule

A for a donation of land to private non-profit or public conservation agencies for conservation purposes from which you were allowed the New Mexico land conservation tax credit.

- An amount of withholding tax paid by a Pass-Through-Entity on distributed net income.

If you received **any** of the following income not taxable by New Mexico, or if you qualify for **any** of the following **deductions** or **exemptions**, file PIT-ADJ:

- You have New Mexico tax-exempt interest and dividends.
- You have a New Mexico net operating loss carryover.
- You have interest income from U.S. Government obligations.
- You have Railroad Retirement Act annuities and benefits, or Railroad Unemployment Insurance Act sick pay included in your federal taxable income.
- You, your spouse, or both are members of a New Mexico federally recognized Indian nation, tribe, or pueblo and your income was earned within the boundaries of the reservation or pueblo grant or within the boundaries of land defined as "Indian country" of which you or your spouse are/is an enrolled member while domiciled within the boundaries of the reservation or pueblo grant or within the boundaries of land defined as "Indian country".
- You, your spouse, or both are age 100 or over **and** not a dependent of another taxpayer.
- You, your spouse, or both are age 65 or over or blind, **and** your adjusted gross income is not over \$51,000 for a joint or head of household return; \$28,500 for a single taxpayer; or \$25,500 for married taxpayers filing separately.

- You have federally taxable contributions to or distributions from a New Mexico Medical Care Savings account.
- You contribute to a New Mexico-approved Section 529 education savings plan.
- If you have net capital gains you may be able to claim a deduction of up to \$2,500 or 40% of up to \$1,000,000 of your net capital gain income from the sale of a New Mexico business. You have United States armed forces wages or salary from active duty service.
- You, your spouse, or both are age 65 or over, and you have unreimbursed or uncompensated medical care expenses of \$28,000 or more for yourself, your spouse, or dependents.
- You, your spouse, or dependents have expenses related to donating human organs for transfer to another person.
- You received a reimbursement from the New Mexico National Guard Service Member's Life Insurance Reimbursement Fund.
- You were required to include, in your federal adjusted gross income, taxable refunds, credits, or offsets of state and local income tax (see federal Schedule 1, line 1).
- You are a non-resident, U.S. Public Health Service (USPHS) service member, and you earned income in New Mexico for USPHS active duty pay.
- You qualify for the liquor license lessor deduction.
- You, your spouse, or both have armed forces retirement pay and may qualify for an exemption.
- You, your spouse, or both have social security income and are under the threshold to qualify for an exemption.
- You meet the requirements to take the deduction for expenses related to a New Mexico licensed cannabis business.
- You, your spouse, or both qualify for the deductions for school supplies purchased by a public school teacher.

PIT-RC To Claim Refundable Credits

If you want to claim **any** of the following refundable credits, see *Attachments Required to Claim PIT-RC Rebates and Credits* table below and file PIT-RC, *New Mexico Rebate and Credit Schedule*:

- Low income comprehensive tax rebate,
 - Property tax rebate for low income persons 65 or older,
 - Additional low income property tax rebate for Los Alamos County, Santa Fe County, Doña Ana County, or Bernalillo County residents,
 - New Mexico child day care credit,
 - Refundable medical care credit for persons 65 or older,
 - Special needs adopted child tax credit,
- or**
- Child Income Tax Credit

PIT-B To Allocate And Apportion Income

To allocate and apportion income received from employment, business, or property sources located inside and outside New Mexico, file PIT-B, *Schedule of New Mexico Allocation and Apportionment of Income*, with your PIT-1.

PIT-D To Donate Overpayment

If you want to contribute to one or more voluntary contribution funds from an overpayment on your return, file PIT-D,

Schedule for New Mexico Voluntary Contributions.

PIT-CR To Claim Non-Refundable Credits

If you want to claim any of the business related credits, file PIT-CR, *New Mexico Business-Related Income Tax Credit Schedule*. If you are claiming more than five credits, also file PIT-CR Supplemental, *New Mexico Supplemental Business-Related Income Tax Credit Schedule*. See credits table, "Attachments Required to Claim PIT-CR Business-Related Tax Credits" on page PIT-1-11.

Payment Vouchers

When paying by check or money order, make sure to use the correct payment voucher. Indicate the correct tax year of the return to which you want the payment to apply.

The Department supports the fast and secure filing of electronic payments with PIT-PV, PIT-EXT, and PIT-ES, described next.

To print copies of vouchers, go to <https://www.tax.new-mexico.gov/forms-publications/>.

For more information, see "Payment Vouchers for PIT-1" on page PIT-1-15 of these instructions.

PIT-PV, Personal Income Tax Payment Voucher

If your return shows a balance due and you choose to pay by mail or delivery to one of our local offices, you must complete the PIT-PV payment voucher and include it with your check or money order. Also include PIT-PV when submitting your payment with your return.

IMPORTANT: On all checks and money orders, write your social security number, **PIT-PV**, and the tax year.

PIT-EXT, Personal Income Tax Extension Payment Voucher

If you expect your return to show a balance due and you have obtained either a federal automatic extension or a New Mexico extension, use the PIT-EXT payment voucher to make an extension payment by mail or delivery.

When you have an extension of time to file your return, and if you file your return and pay the tax shown on the return by the extended due date, the Department waives (through the extension period) penalty for failure to file and pay.

However, even if you obtain the extension, interest continues to accrue. If you expect to owe more tax when you file your 2025 return and you want to avoid accrual of interest, make a payment using the 2025 PIT-EXT payment voucher.

PIT-ES, Estimated Tax Payment Voucher

To make estimated tax payments by mail or delivery, complete a PIT-ES payment voucher. Include the voucher with your check or money order.

IMPORTANT: On all checks and money orders, write your social security number, **PIT-ES**, and the correct tax year for

Continued on PIT-1-13

Attachments Required To Claim PIT-RC Rebates And Credits

To claim these PIT-RC credits	Attach PIT-RC and
Additional low income property tax rebate for Los Alamos County, Santa Fe County, Doña Ana County, or Bernalillo County residents	If the address on your PIT-1 return is not a Los Alamos County, Santa Fe County, or Doña Ana County address, attach a copy of your property tax statement for the Los Alamos County, Santa Fe County, Doña Ana County, or Bernalillo County property.
New Mexico child day care credit	<i>Child Day Care Credit Worksheet</i> and a copy of PIT-CG, <i>New Mexico Caregiver's Statement</i> from each caregiver.
Special needs child adoption credit - during the first year of claiming the credit for each child,	Certification from the Children Youth and Families Department or a licensed child placement agency that the adopted individual meets the definition of a "difficult-to-place-child" as defined in the Adoption Act (Subsection B of Section 32A-5-44 NMSA 1978). The classification is based on physical or mental impairment or emotional disturbance that is at least moderately disabling. The individual may be over 18 years of age.

Attachments Required to Claim PIT-CR Business-Related Tax Credits

To Claim These PIT-CR Credits	Attach PIT-CR and these items (If you are claiming over five credits, also attach PIT-CR Supplemental.)
Affordable Housing Tax Credit	RPD-41301, <i>Affordable Housing Tax Credit Claim Form</i> , and a copy of voucher(s) issued by Mortgage Finance Authority (MFA).
Angel Investment Credit	RPD-41320, <i>Angel Investment Credit Claim Form</i> and copy of the certificate of eligibility from New Mexico Economic Development Department.
Advanced Energy Tax Credit	RPD-41334, <i>Advanced Energy Tax Credit Claim Form</i> . Repealed July 1, 2023.
Agricultural Biomass Tax Credit	RPD-41361, <i>Agricultural Biomass Tax Credit Claim Form</i> and copy of certificate of eligibility from New Mexico Energy, Minerals and Natural Resources Department.
Advanced Energy Equipment Tax Credit	TRD-41429, <i>Advanced Energy Equipment Tax Credit Claim Form</i> and certificate of eligibility from New Mexico Energy, Minerals and Natural Resources Department.
Clean Car Tax Credit	TRD-41419, <i>Clean Car Tax Credit Claim Form</i> and a copy of the certificate of eligibility from New Mexico Energy, Minerals and Natural Resources Department.
Clean Car Charging Unit Tax Credit	TRD-41421, <i>Clean Car Charging Unit Tax Credit Claim Form</i> and a copy of the certificate of eligibility from New Mexico Energy, Minerals and Natural Resources Department.
Film Production Tax Credit (approved)	RPD-41228, <i>Film Production Tax Credit Claim Form</i> .
Foster Youth Employment Tax Credit	RPD-41390, <i>Foster Youth Employment Tax Credit Claim Form</i> . Repealed July 1, 2025.
Geothermal Ground-Coupled Heat Pump Tax Credit	RPD-41346, <i>Geothermal Ground-Coupled Heat Pump Tax Credit Claim Form</i> and copy of certificate of eligibility from New Mexico Energy, Minerals and Natural Resources Department.
Geothermal Ground-Coupled Heat Pump Tax Credit (2024)	TRD-41426, <i>Geothermal Ground-Coupled Heat Pump Income Tax Credit Claim Form (2024)</i> and a copy of the certificate of eligibility from New Mexico Energy, Minerals and Natural Resources Department.
Geothermal Electricity Generation Tax Credit	TRD-41428, <i>Geothermal Electricity Generation Tax Credit Claim Form</i> and certificate of eligibility from New Mexico Energy, Minerals and Natural Resources Department.

Continued on PIT-1-12

Home Fire Recovery Tax Credit	TRD-41422, <i>Home Fire Recovery Income Tax Credit Claim Form</i> and a copy of the certificate of eligibility from New Mexico Regulation and Licensing Department
Job Mentorship Tax Credit	For each qualified student you employed during the tax year, an RPD-41280, <i>Job Mentorship Tax Credit Certificate</i> , and a RPD-41281, <i>Job Mentorship Tax Credit Claim Form</i> . Repealed July 1, 2025.
Land Conservation Incentives Credit	RPD-41282, <i>Land Conservation Incentives Tax Credit Claim Form</i> , and copy of letter received from Energy, Minerals and Natural Resources Department certifying treatment as a qualified donation.
Preservation Of Cultural Property Credit	PIT-4, <i>Preservation of Cultural Properties Credit</i> , Part 2 approval from New Mexico Cultural Properties Review Committee.
Rural Job Tax Credit	RPD-41243, <i>Rural Job Tax Credit Claim Form</i> .
Rural Health Care Practitioners Tax Credit	RPD-41326, <i>Rural Health Care Practitioner Tax Credit Claim Form</i> and copy of certificate of eligibility from New Mexico Department of Health.
Renewable Energy Production Tax Credit	RPD-41227, <i>Renewable Energy Production Tax Credit Claim Form</i> .
Solar Market Development Tax Credit	RPD-41317, <i>Solar Market Development Tax Credit Claim Form</i> and certification letter from New Mexico Energy, Minerals and Natural Resources Department. Repealed July 1, 2025.
Sustainable Building Tax Credit	RPD-41329, <i>Sustainable Building Tax Credit Claim Form</i> . Repealed July 1, 2025.
New Film Production Tax Credit	RPD-41228, <i>Film Production Tax Credit Claim Form</i> .
New Solar Market Development Tax Credit	TRD-41406, <i>New Solar Market Development Income Tax Credit Claim Form</i>
2015 Sustainable Building Tax Credit	RPD-41383, <i>2015 Sustainable Building Tax Credit Claim Form</i> .
2021 Sustainable Building Tax Credit	TRD-41252, <i>2021 Sustainable Building Tax Credit Claim Form</i> .
New Mexico Film Partners New Film Production Tax Credit	RPD-41228, <i>Film Production Tax Credit Claim Form</i> .
Technology Jobs And Research And Development (Additional) Tax Credit	RPD-41386, <i>Technology Jobs And Research and Development Tax Credit Claim Form</i> .

the quarter. **For example, when filing your fourth quarter estimated tax payment for tax year 2025 due January 15, 2026, make sure the tax year is 2025 on the PIT-ES.**

Never combine payments of tax due on your 2025 return and 2026 estimated income tax liability on the same check or money order. If you combine payments, it is likely they will not be credited to your account in the way you want.

IMPORTANT: When using a payment voucher, make sure you use the correct one (PIT-PV, PIT-EXT, or PIT-ES) and make sure the voucher shows the correct tax year of the return to which you want the payment to apply.

PIT-X For Amended Returns

Any change to New Mexico taxable income, credits, or rebates, and changes to federal taxable income require an amended New Mexico PIT-X for the same year. For tax years beginning on or after January 1, 2025, but not after December 31, 2025, file an amended return on the 2025 PIT-X, *Personal Amended Income Tax Return*.

If your New Mexico amended return reports changes as the result of filing an amended federal return, attach copies of the applicable federal forms and schedules. In all cases, indicate the reason for amending your return on PIT-X, page 2.

NOTE: The law requires you to file an amended New Mexico return within 180 days of the date an adjustment to your federal return becomes final.

What To Submit With PIT-X

When submitting an amended return, you **must** also submit **all** Schedules PIT-S, PIT-ADJ, PIT-CR, PIT-RC, PIT-B, and PIT-D to support your entries on the PIT-X, even if they did not change from the original version.

Unless you are amending your New Mexico return to change the amount of withholding reported, you do not need to file forms W-2 and other income and withholding information returns (such as 1099-MISC and RPD-41359).

IMPORTANT: Carefully follow the PIT-X instructions.

Other Forms Or Attachments You Might Need To File

This section describes the forms and attachments you might need to file with your PIT-1. The two tables, "*Attachments Required To Claim PIT-RC Rebates And Credits*" on page PIT-1-11, and, "*Attachments Required To Claim PIT-CR Business-Related Tax Credits*" on page PIT-1-11, lists the requirements for other rebates and tax credits. The following items are also described in this section:

- All annual information returns and withholding statements
- Refund for a deceased taxpayer
- Statement of division of community and separate income and payments
- Unused New Mexico net operating loss carryforward from a previous year
- RPD-41272 to use alternative method for penalty
- PIT-110 for non-resident income adjustment

- Schedule CC for non-resident using alternative tax method
- PIT-8453 for electronic filing and transmittal
- RPD-41338 to waive preparer filing requirement

Federal Income Tax Return

The Department may require you to furnish a true and correct copy of your federal income tax return and its attachments after you file your return. Generally, you do not attach your federal return to your PIT-1.

If, however, you have a combined loss of over \$40,000, from one or more of the following federal forms and schedules, attach to Form PIT-1, your federal Form 1040 or 1040-SR, and Schedules showing the loss or losses taken on Form 1040 or 1040-SR.

- Federal Schedules C or C-EZ for business income or loss
- Federal Schedule D for capital gains or loss
- Federal Schedule E for rental real estate, royalties, partnerships, S corporations, trusts, income
- Federal Schedule F for farm income or loss
- Federal Form 4797, Other gains or losses

All Annual Information Returns and Withholding Statements

Attach to your PIT-1 a copy of each of your annual information returns and withholding statements showing income and New Mexico income tax withheld. Include all federal Forms W-2, 1099, 1099-MISC, 1099-NEC, 1099-R, and W-2G, and New Mexico Form(s) RPD-41359, *Annual Statement of Pass-Through Entity Withholding*, and RPD-41285, *Annual Statement of Withholding of Oil and Gas Proceeds*.

Credit for Taxes Paid to Another State

If you are claiming the credit for tax paid to another state on PIT-1, line 20, you **must** attach the other state's income tax return and the "Line 20. Worksheet for Computation of Allowable Credit for Taxes Paid to Other States by New Mexico Residents" on page PIT-1-31, to your PIT-1 return.

Refund for a Deceased Taxpayer

When requesting a refund for a deceased taxpayer, enter the date of death on the PIT-1 form and the refund will automatically be made payable to the taxpayer's spouse or, if no spouse, to the estate of the deceased taxpayer. If a refund should be made payable to a person other than the surviving spouse or to the estate of the deceased, use RPD-41083, *Affidavit to Obtain Refund of New Mexico Tax Due a Deceased Taxpayer*. In all cases, you **must** provide a copy of a death certificate or other proof of death.

Statement of Division of Community and Separate Income and Payments

If your income and payments are not evenly distributed, and if **any** of the following are true, attach a statement reflecting a correct division of community and separate income and payments:

- You and your spouse are filing separate returns.
- You divorced during 2025.

- You or your spouse, but not both, claim the exemption for income of persons 100 years or older.
- You or your spouse, but not both, are residents of a community property state.

Community property states are New Mexico, Arizona, California, Idaho, Louisiana, Nevada, Texas, Washington, and Wisconsin.

Unused New Mexico Net Operating Loss Carryforward from a Previous Year

To apply an unused New Mexico net operating loss carryforward amount from a previous year, use RPD-41369, *Net Operating Loss Carryforward Schedule*, to show the tax year when each net operating loss occurred. List on the schedule each loss for each tax year for which the loss was carried forward, including 2025.

RPD-41272 to Use Alternative Method for Penalty

If you qualify for and have elected to use an alternative method of computing penalty on estimated payments, and you marked the box on PIT-1, line 35, complete and attach 2025 RPD-41272, *2025 Calculation of Estimated Personal Income Tax Underpayment Penalty*.

PIT-110 to Adjust Non-Resident Income

If you are a non-resident whose job is located in New Mexico but requires temporary assignment outside New Mexico, complete and attach PIT-110, *Adjustments to New Mexico Income*.

Schedule CC for Non-Residents Using the Alternative Tax Method

If you are a non-resident who qualifies to pay tax using an Alternative Tax Method, complete and attach Schedule CC, *Alternative Tax Schedule*.

Schedule CC is for taxpayers who:

- Have no business activities in New Mexico other than

sales,

- Do not own or rent real estate in New Mexico, **and**
- Have annual gross sales in or into New Mexico of \$100,000 or less.

PIT-8453 for Electronic Filing and Transmittal

Paid tax preparers, Electronic Return Originators (EROs), or other third-party transmitters who electronically transmit New Mexico personal income tax returns on behalf of taxpayers, use a tax software program, or file through the New Mexico website, must complete PIT-8453, *2025 Individual Income Tax Declaration for Electronic Filing and Transmittal*. These transmitters must maintain in their records the taxpayers' signatures.

PIT-8453 authorizes electronic transmission of the tax return, authenticates the electronic part of the return, and under certain circumstances provides a transmittal for additional supporting documentation.

Generally, you do not need to send PIT-8453 to the Department. To find out when to submit PIT-8453 to the Department, see the instructions for PIT-8453.

RPD-41338 to Waive Preparer Filing Requirement

If you do not want your tax preparer to file your tax return by Department-approved electronic media, use RPD-41338, *Taxpayer Waiver for Preparers Electronic Filing Requirement*.

To avoid the penalty of \$5 per return imposed on the paid tax return preparer, your tax preparer must mark the box in the **Paid preparer's use only** section on PIT-1, page 2. The mark shows that your preparer has your RPD-41338 on file. The requirement to make sure returns are filed by Department-approved electronic media applies only to a 2025 New Mexico PIT-1 filed in calendar year 2026. For more details, see the instructions for the "Paid Preparers Use Only Section" on page PIT-1-34 of these instructions.

WHEN AND WHERE TO FILE AND PAY

When and Where to File

File your return as soon as you have all the necessary information. April 15, 2026 is the deadline for filing both electronic and paper returns.

NOTE: For a faster refund, file your return electronically.

Electronic Returns and Payments

Electronically-filed returns are due April 15, 2026. The extended deadline for electronically-filed returns was removed during the 2025 Session of the New Mexico Legislature, House Bill 218AA.

For a description of electronic filing and payment methods, see "About Electronic Filing" on page PIT-1-8.

Paper Returns To Mail

File paper returns no later than the deadline of **April 15, 2026**. For fiscal year taxpayers, the due date is the 15th day of the fourth month following the close of your fiscal year.

If you file or pay late, you may need to pay interest and penalties. See *"Interest And Penalties"* on page PIT-1-16.

Determining a Timely Mailing Date for Paper Returns

If the U.S. Postal Service postmark on the envelope bears a date on or before the due date, a mailed New Mexico income tax return and tax payment are timely. If the due date falls on a Saturday, Sunday, or a state or national legal holiday, the tax return is timely when the postmark bears the date of the next business day.

If the date recorded or marked by a private delivery service is on or before the due date, delivery through a private delivery service is timely.

Where To Mail Paper Returns and Payments

Mail refund returns and returns **without** a payment attached to:
NM Taxation and Revenue Dept.
P.O. Box 25122
Santa Fe, NM 87504-5122

Mail returns **with** a payment and voucher attached or payments and vouchers **without** a return to:
NM Taxation and Revenue Dept.
P.O. Box 8390
Santa Fe, NM 87504-8390

How To Pay

Select the most convenient way to pay your taxes. You can pay with an electronic check, a credit card, a paper check, or a money order. See "Paying Your Taxes" on page PIT-1-8.

Separate Tax Due Payment and Estimated Payment

Do not combine a payment for tax due on your 2025 return with a payment for your 2026 estimated income tax liability on the same check. If you combine a tax due payment with an estimated tax payment in a check or money order, it is likely they will not be properly credited to your account.

Mailing a Payment and Voucher

Do the following when mailing any payment by check or money order:

- Make it payable to New Mexico Taxation and Revenue Department
- Write your social security number, **PIT-PV**, and **2025 PIT-1** on it.
- Mail the voucher with your payment.

IMPORTANT: Mail a voucher **only** when you are making a payment.

Payment Vouchers for PIT-1

Whether you submit your payment with or without your tax return, complete PIT-PV, *Personal Income Tax Payment Voucher* and submit it with your payment. If you are making an extension or estimated payment, use either a PIT-EXT or PIT-ES voucher (described next) to submit your payment.

Vouchers to Use for Extension or Estimated Payments

If you make an extension payment, complete PIT-EXT, *Personal Income Tax Extension Payment Voucher*. Submit the voucher with your payment.

If you make an estimated payment, complete PIT-ES, *Personal Income Estimated Tax Payment Voucher*. Submit the voucher with your payment.

IMPORTANT: The PIT-ES and your check or money order must indicate the correct tax year to apply the estimated payment to.

NOTE: If your payment voucher has a scanline (a very long row of numbers) at the bottom 1 and 1/2 inch of the voucher, do not write in the area around the scanline.

For more information about payment vouchers, see "PIT-PV, Personal Income Tax Payment Voucher" on page PIT-1-10 of these instructions.

Extension Of Time To File

New Mexico recognizes and accepts an IRS automatic six-month extension of time to file. If you filed federal Form 4868, *Application for Automatic Extension of Time to File U.S. Individual Income Tax Return* for tax year 2025, October 15, 2026 is the extended due date for calendar-year filers.

IMPORTANT: An extension of time to file your return does **not** extend your time to pay. If tax is due, interest continues to accrue. If you expect to owe more tax when you file your 2025 return, make an extension payment to avoid the accrual of interest. Complete and submit a PIT-EXT payment voucher with your payment.

How To Request Additional Time To File Your PIT-1

If you expect to file your federal return by the original due date **or** by the six-month automatic extension allowed by the IRS, but you need additional time to file your New Mexico return, request an extension of time by submitting New Mexico Form RPD-41096, *Application for Extension of Time to File*. You must submit RPD-41096 on or before the April 15, 2026, due date.

Show Extension on PIT-1

To show you were approved for an extension, mark the extension box on PIT-1, line 6a. Then enter the date the extension expires in 6b.

On PIT-1, line 31 (**Other Payments**), report the amount of any payments you made towards the tax due.

IMPORTANT: Do **not** attach a copy of a federal extension request that is automatically granted, or a copy of an approved state extension.

To extend your deadline beyond the six months, you are required to obtain an additional extension through the IRS or the state. If the IRS grants you an **additional** extension to the automatic six-month extension, attach a copy of the approved **additional** extension.

For military servicemembers deployed in a combat zone who qualify for a federal or state extension, see the special instructions about required attachments and other information in publication FYI-311, *Military Extensions for New Mexico Personal Income Tax*.

INTEREST AND PENALTIES

Interest

Even if you receive an extension of time to file, interest accrues on income tax that is not paid on or before the due date of your return.

IMPORTANT: Interest is a charge for the use of money and by law it cannot be waived.

Interest is computed on a daily basis at the rate established for individual income tax purposes by the Internal Revenue Code (IRC).

The IRC rate, which changes quarterly, is announced by the IRS in the last month of the previous quarter. The annual and daily interest rates for each quarter are posted on our website at <https://www.tax.newmexico.gov/individuals/file-your-taxes-overview/penalty-interest-rates/>.

IMPORTANT: When you pay your principal tax liability, penalty and interest stop accruing.

Refunds and Interest

If you are due a refund, you may be entitled to interest on your overpayment at the same rate charged for underpayments, but only under certain conditions.

For a 2025 PIT-1, filed in calendar year 2026, the Department pays no interest in these situations:

- When it makes the refund within 55 days of the date of your claim for refund;
- When the interest is less than \$1.00;
- When it cannot process your return (see Processing Requirements described next); or
- If the interest is for a refund of any credits claimed for the Investment Credit Act, Laboratory Partnership with Small Business Tax Credit Act, Technology Jobs and Research and Development Tax Credit Act, Affordable Housing Tax Credit Act, Rural Job Tax Credit, or High Wage Job Tax Credit.

For returns filed for any year before the 2025 calendar year, the Department pays no interest in these situations:

- When it makes the refund within 120 days of the date of your claim for refund;
- When the interest is less than \$1.00; or
- When it cannot process your return (described next).

Processing Requirements

For processing to take place, **your return must show your Name, as it appears on your driver's license or identification card**, and social security number (SSN) or individual tax identification number (ITIN), and **your return must be signed**. Your return must also comply with all the instructions for the return and contain all attachments required by the instructions.

Negligence Penalty for Late Filing or Late Payment

If you file late and owe tax, or if you do not pay your tax when due, you receive a penalty of 2% of the tax due for each month or part of a month you do not file the return or you do not pay the tax, up to a maximum of 20%.

This penalty applies when your failure to timely file or pay is due to negligence or disregard of the rules and regulations, but without intent to defraud.

Penalties For Fraudulent Returns And Other Reasons

This section covers civil and criminal penalties for fraudulent returns, penalties for underpayment of estimated tax and returned checks, and penalties related to tax preparers.

Civil Penalties

In the case of failure to pay when due any amount of required tax, with willful intent to evade or defeat any tax, the Department charges a civil penalty of 50% of the tax due. The minimum penalty is \$25.

Any person who willfully causes or attempts to cause the evasion of another person's obligation to report and pay tax may be assessed a civil penalty in an amount equal to the amount of the tax, penalty, and interest attempted to be evaded.

Criminal Penalties

A person who willfully attempts to evade or defeat any tax or the payment of the tax is guilty of a felony. Upon conviction, that person may be fined between \$1,000 and \$10,000, or imprisoned between one and five years, or both, together with paying the costs of prosecution. This penalty is in addition to other penalties provided by law.

Any person who willfully, with intent to evade or defeat the payment or collection of any tax is guilty of a felony and subject to criminal penalties. Upon conviction, criminal penalty may be imposed of not more than \$5,000, or imprisonment of not less than six months or more than three years, or both, together with costs of prosecution.

Tax Fraud

A person is guilty of tax fraud if the person:

- Falsifies any return, statement, or other document;
- Willfully assists, procures, advises, or counsels the filing of a false return, statement, or document;
- Files any return electronically, knowing the information on the return is not true and correct as to every material matter; **or**
- Removes, conceals, or releases or aids in the removal, concealment, or release of any property on which levy is authorized by the Department.

Whoever commits tax fraud may be found guilty of a petty misdemeanor, misdemeanor, fourth degree felony, third degree felony, or second degree felony. Additional information can be located under Section 7-1-73 NMSA 1978.

Penalty for Underpayment of Estimated Tax

If your tax liability for 2025 is \$1,000 or more and your 2025 withholding does not equal the "Required Annual Payment" of (1) 100% of the prior year tax liability **or** (2) 90% of the current year tax liability, you may be subject to penalty.

The law provides some exceptions to the penalty. For information about exceptions, see the instructions for the PIT-ES payment voucher.

If you have not timely made the required annual payments, the Department calculates and assesses penalty on underpayment of estimated tax. If you believe the penalty to be in error, you may provide additional information.

Penalty for underpayment of estimated tax accrues at the same rate as interest on an underpayment of tax. The penalty for underpayment of estimated tax may exceed the maximum 20% that applies to underpayment penalty. Penalty on underpayment of estimated tax is computed on a daily basis, at the rate established for individual income tax purposes by the IRC.

Returned Check Penalty

A check that is not paid by a financial institution does not constitute payment. A penalty of \$20 is assessed for a bad check in addition to other penalties that may apply to a late payment.

Failure of Paid Tax Preparers to Conform to Certain Requirements

A penalty of \$25 per return or claim for refund is assessed to paid preparers who:

- Fail to sign a tax return or claim for refund, **or**

- Fail to include their identifying numbers.

IMPORTANT: The law provides for a penalty of \$500 per item against any tax preparer who endorses or otherwise negotiates, either directly or through an agent, any refund check issued to a taxpayer.

Paid Tax Preparers Requirement to Ensure Returns are Filed Electronically

Paid tax practitioners who prepare more than 25 New Mexico personal income tax returns must ensure that each return is submitted by Department-approved electronic media, unless the taxpayer requests otherwise. A \$5 penalty per return is assessed for personal income tax preparers who fail to comply with this requirement.

To avoid a penalty of \$5 per return imposed on the paid tax return preparer, the tax preparer must ensure the return is filed by Department-approved electronic media **or** must keep a signed Form RPD-41338, *Taxpayer Waiver for Preparers Electronic Filing Requirement*, on file **and** mark the box in the **Paid preparer's use only** section on PIT-1, page 2.

An electronically transmitted return can be transmitted through the Department website or transmitted through the Internet using approved third-party software or online program.

The requirement to ensure the return is filed by Department-approved electronic media applies only to a 2025 New Mexico PIT-1 filed in calendar year 2026. For more details about this requirement, see the instructions for the "Paid Preparers Use Only Section" on page PIT-1-34 of these instructions.

YOUR RIGHTS UNDER THE TAX LAW

Your Rights

The Tax Administration Act governs how the Department administers the Income Tax Act and gives you specific rights and responsibilities.

To help avoid tax problems, keep accurate tax records and stay current with tax law changes. Information in these instructions and other Department publications help you do both.

While you can resolve most tax problems informally, it is important to understand you must exercise certain rights provided to you under law within specific time frames. If the Department makes an adjustment to your return, the Department sends you a notice explaining the adjustment and the procedures to use if you disagree.

Verification, Correction, and Disputes

At any time after filing your return, your return may be subject to further review, verification, or correction. If the Department adjusts your tax return or assesses additional tax, the Department sends you a copy of Publication FYI-406, *Your Rights Under the Tax Laws*. FYI-406 outlines your rights

and obligations. The publication tells you how to dispute a Department action.

Where To Get Publication FYI-406

FYI-406 is available at <https://www.tax.newmexico.gov/forms-publications/>. Select **FYIs** from the **Publications** folder.

Refunds

If the Department denies your claim for refund in whole or in part, you may file a protest with the Department within 90 days of either mailing or service of the denial, or you may file a lawsuit with the Santa Fe District Court.

If the Department does not take action on your claim within 180 days of receiving your claim, you may elect to treat the refund claim as denied for purposes of protesting or filing an action in district court.

If the Department requests additional relevant documentation from you, the claim is not complete until the documentation is received within the specified time period. The date the complete claim is submitted will determine when the 180

days begin. If you do not provide the additional requested relevant documentation, the claim for refund remains incom-

plete and will not be processed.

ABOUT YOUR TAX RETURN INFORMATION

Keep Copies Of Your Tax Records And Returns

Remember to keep a copy of your completed income tax return for at least 10 years after you file it. Keep copies of accounting books and other financial records, schedules, statements, or other supporting documents.

Privacy Notification

The Department requires taxpayers to furnish their social security number (SSN) or individual tax identification number (ITIN) as a means of taxpayer identification. All information supplied electronically by taxpayers is protected using encryption and fire walls. Taxpayer information on returns is protected in accordance with the confidentiality provisions of the Tax Administration Act (Section 7-1-8 NMSA 1978).

For details about the rights of the Department and the Secretary of the Department to collect and maintain personal information, including mandatory disclosure of SSN or ITIN in the manner required by tax regulations, instructions, and forms, see Section 7-1-12 NMSA 1978 and 3.1.1.15 NMAC.

The Department uses this personal information primarily to determine and administer state tax liabilities. The information is used for certain tax offset and exchange-of-tax information authorized by law, and for any other purpose authorized by law.

1099-G and 1099-INT Information Returns

Federal law requires New Mexico to report to the IRS all New Mexico income tax refunds and interest paid to taxpayers on these refunds. New Mexico is required to report the same information to you on a Form 1099.

The amount reported on Forms 1099-G and 1099-INT may or may not be federally taxable to you. To find out if you

need to report the amount as income for federal income tax purposes, consult your tax preparer, the federal income tax form instructions, or IRS Publication 525, *Taxable and Nontaxable Income*.

Federal/State Tax Agreement

Under authority of federal and New Mexico laws, the Department and the IRS are parties to a federal/state agreement for the mutual exchange of tax information.

Every year New Mexico participates in a program that matches New Mexico return information with federal return information. If you receive a notice from the Department telling you about a difference between state and federal information or about a non-filed return, it is to your advantage to respond promptly and provide information to clear your record.

If you do not respond within 60 days, the Department presumes the notice is correct and issues an assessment of tax due for the amount of underpaid tax, plus interest and penalty.

Treasury Offset Program

If an assessment of New Mexico personal income tax is established, the Department may submit your unpaid debt to the Treasury Offset Program. This "offset" is authorized by federal law and allows the U.S. Department of the Treasury to reduce or withhold any of your federal income tax refund by the amount of your debt.

Outside Collection Agencies

The Department is authorized to contract with outside collection agencies for collection of tax obligations that are at least 120 days past due. Contracted agencies are subject to the same privacy laws and requirements as the Department.

WHAT TO KNOW AND DO BEFORE YOU BEGIN

About Federal And State Laws

Many New Mexico income tax laws are based on federal income tax laws. These instructions point out the differences and explain items unique to New Mexico law. No instructions are given when a line requires addition or subtraction, or when the instructions for an item are written on the form.

CAUTION: In these instructions, references to line numbers on federal forms are provided as a convenience. They are based on information available to the Department when the Department delivers New Mexico forms to the printing contractor. The Department is not responsible for changes or errors in these references.

Getting Ready

Follow these steps before you start filling out your PIT-1:

1. Prepare your federal return. Even if you are not required to file a federal return, complete a sample federal return before you prepare your New Mexico return. Much of the information requested on the PIT-1 is the same.
2. Collect all forms and schedules you are required to file, publications you need to reference, and all your tax records.

For example, to claim a deduction, exemption, or tax credit on Schedule PIT-ADJ, Schedule PIT-CR, or Schedule PIT-RC, collect all the schedules and make sure you have the appropriate records, approvals, and certifications. Some of the additional items you need are named on the schedule lines.

IMPORTANT: Submit only original, official PIT-1 and schedules.

For a description of different forms and schedules, see "Required Forms And Attachments" on page PIT-1-9 and "Other Forms Or Attachments You Might Need To File" on page PIT-1-13. To find out where to get the forms and schedules you need, see "Contacting the Department" on page PIT-1-1.

3. Read the next section, *Valid Identification Number Required*, to learn about social security numbers (SSNs) and Individual Taxpayer Identification Numbers (ITINs).
4. To get basic information about common tax situations, read "Common Items To Know About To Prepare Your PIT-1" on page PIT-1-19.

Valid Identification Number Required

Enter your name, as shown on your driver's license or identification card, and SSN or ITIN on all forms, schedules, and correspondence you send to the Department. The Department cannot accept a return without a valid identification number. New Mexico requires you to use the same name and taxpayer identification number required by the IRS.

Make sure the name(s) of the taxpayer, spouse, and all dependents listed on your income tax return and their SSN(s) or ITIN(s) matches the name on their driver's license or identification card. If taxpayer, spouse, or dependents do not have a drivers license or identification card then the name(s) must match the individual's social security card or individual tax identification number card. If the name is not correct, contact the Social Security Administration. You can find contact information on their website address at www.ssa.gov.

If You Do Not Have An SSN

Resident or non-resident foreign nationals who do not have and who are not eligible to obtain an SSN may obtain a federal ITIN. To apply for an ITIN, file federal Form W-7 with the IRS. Enter this ITIN in place of an SSN everywhere the SSN is required. **Returns without valid identification numbers will be rejected.**

For forms and information about the ITIN program, contact the IRS or visit their website at www.irs.gov.

Non-Resident Alien Spouse

The IRS requires a non-resident alien spouse to have either an SSN or an ITIN in **any** of these situations:

- You file a joint return, or
- Your spouse is filing a separate return.

Listing a non-resident alien spouse without an SSN or ITIN will cause your return to be rejected.

Deceased Dependent Child

A dependent child who was born and died in 2025 is not required to have an SSN. If you did not obtain an SSN, on line 8, column 2 (Dependent's SSN), enter all **9s** and attach a copy of the child's birth certificate, death certificate,

or hospital records. The document(s) must show the child was born alive.

Common Items To Know About To Prepare Your PIT-1

This section gives you basic information about these common items to help you prepare your PIT-1:

- Spouse situations
- Types of income
- Winnings
- Taxes withheld or paid
- Frequently claimed rebates and credits

Spouse-Related Situations

If any of the following situations applies to you, **and** your income and payments are not evenly distributed, prepare and attach a statement reflecting a correct division of community and separate income and payments:

- You are married and filing separate returns.
- You were divorced in 2025.
- You are claiming the exemption for income of persons 100 years or older.
- You or your spouse, but not both, are a resident of a community property state.

Types Of Income

The following type of income are covered next:

- Salary, wages, or tips;
- Sick pay, tuition or IRA distribution, annuity, pension or retirement pay, or social security benefits;
- Public assistance or Supplemental Security Income (SSI); and
- Other income.

Salary, Wages, or Tips

If you received salary, wages, or tips in 2025, collect all your 2025 wage and tax statements. If you have not received your wage and tax statements by February 15 or if a statement you receive is incorrect, contact your employer.

If New Mexico tax was withheld in error on your wages, salary, or tips, and you had no income tax responsibility to New Mexico on that income, obtain a letter from your employer or payor with the following information:

- Explanation of the cause of the error; and
- Statement that no New Mexico income tax was due on the income reported.

Sick Pay, Tuition or IRA Distribution, Annuity, Pension or Retirement Pay, or Social Security Benefits

If in 2025 you received sick pay; a distribution from a New Mexico-approved qualified state tuition program or an IRA distribution; an annuity; a pension, Railroad Retirement, other retirement pay; or social security benefits, whether or not income tax was withheld on the payments, collect all your federal Form(s) 1099-R, RRB-1099 and SSA-1099.

If New Mexico tax was withheld in error on your annuity or pension, and you had no income tax responsibility to New Mexico on that income, provide a copy of the state income tax return for the state in which you are domiciled or other

information showing residency in another state.

If you did not have tax withheld but would like to have it withheld in the future, contact the payor. See "Withholding On Certain Government Pensions" on page PIT-1-20 for contact information for those pensions.

Public Assistance or Supplemental Security Income

If you received public assistance from Temporary Assistance to Needy Families (TANF) or a similar program, from welfare benefits, or SSI during 2025, collect your records showing the amounts you received.

Other Income

If you received any other income in 2025, whether or not taxable, such as an insurance settlement, a scholarship or grant, VA benefits, income from an inheritance or trust, gifts of cash or marketable property, alimony and separate maintenance or child support, collect your records showing the amounts.

Winnings

If you had gambling or lottery winnings, whether or not income tax was withheld on the winnings, you need your 2025 federal Form W-2G or a record of winnings not required to be reported on a Form W-2G. If your winnings were offset by losses reported in the itemized deductions on your federal return, the Department may request documentation from you to substantiate the deduction.

Taxes Withheld Or Paid

This section covers the following tax situations:

- Tax withheld from oil and gas proceeds;
- Tax withheld or paid by a pass-through entity;
- Estimated tax payments you paid to New Mexico; and
- Income taxes you paid to another state.

Tax Withheld from Oil and Gas Proceeds

If tax was withheld from your oil and gas proceeds from an oil or gas well located in New Mexico, obtain a copy of your federal Form 1099-MISC or New Mexico Form RPD-41285, *Annual Statement of Withholding of Oil and Gas Proceeds*.

Tax Withheld or Paid By Pass-Through Entity

If tax was withheld or paid as Entity-level tax or Composite income tax by a pass-through entity (PTE) from or on your share of the net income earned by a PTE or if tax was paid directly on the owner's net income by the PTE, obtain a copy of federal Form 1099-MISC or a copy of New Mexico Form RPD-41359, *Annual Statement of Pass-Through Entity Withholding*. If RPD-41359 shows a credit for an owner's share of entity level tax or composite income tax, claim it here.

Estimated Tax Payments to New Mexico

If you made New Mexico estimated tax payments during the year, collect your records showing the amounts and dates of your payments. If you applied an overpayment from your 2024 return to your 2025 estimated taxes, make sure to include that amount in your total.

Income Taxes Paid To Another State

If you paid income taxes to another state on income that also is taxable in New Mexico, you need a copy of that state's return. For you to be eligible for the credit, both states must require the same income to be taxable in their state.

NOTE: If you fail to attach a copy of the other state's return, the processing of your return may be delayed or the credit may be denied.

Frequently Claimed Rebates And Credits

There are a number of Rebates and Credits that taxpayers may qualify for, most commonly claimed are:

- Property Tax Rebate
- Child Day Care Credit
- Child Income Tax Credit

Property Tax Rebate

To claim the property tax rebate for persons age 65 or older, or the low income property tax rebate for Los Alamos County, Santa Fe County, Doña Ana County, or Bernalillo County residents, collect your records of the property tax billed for 2025 and/or the rent you paid on your principal place of residence.

Child Day Care Credit

To claim the child day care credit, you must submit a completed *Child Day Care Credit Worksheet* and Form PIT-CG, *New Mexico Caregiver's Statement*. Each caregiver who provides day care services for which a credit amount is claimed must complete a separate PIT-CG.

For more information, see instructions for PIT-RC.

Withholding On Certain Government Pensions

Retired members of the Army, Air Force, Navy, Marines, Coast Guard, U.S. Civil Service, the National Oceanic and Atmospheric Administration, and the U.S. Public Health Service may request that New Mexico income tax be withheld from their retirement pay by contacting the appropriate retirement pay office below:

U.S. Military Retirement/Annuitant Pay

Defense Finance and Accounting Service
(800) 321-1080
www.dod.mil

U.S. Coast Guard

PPC Retiree and Annuitant Services Branch
(800) 772-8724
www.uscg.mil/ppc/ras/
(Also for retired members of the National Oceanic and Atmospheric Administration)

U.S. Public Health Service

Commissioned Corps Compensation
5600 Fishers Lane, Room 4-50
Rockville, MD 20857
(800) 638-8744 or (301) 594-2963

LINE INSTRUCTIONS FOR FORM PIT-1

What To Do Next

Fill in your return using the line instructions that start on this page. When you finish filling in your PIT-1, see "Before Filing Your Return" on page PIT-1-36.

Important Guidelines

Review the following items before making your entries:

- Consider first preparing a working PIT-1 so you can make mistakes and notes on it. After you complete the draft, you can neatly transfer the correct entries from your working copy to a clean PIT-1.
- Type or print using blue or black ink. Do not use a pencil.
- Complete all required information on your form. Failure to do this delays processing your return and may cause errors when the Taxation and Revenue Department performs calculations during processing.
- Leave blank all spaces and boxes that do not apply to you. Do not draw lines through or across areas you leave blank.
- Round all numbers and enter only whole dollar amounts. For example, enter \$10.49 as \$10 and \$10.50 as \$11.
- Write numbers clearly and legibly to reduce processing errors and increase efficiency. Use the boxes on the form as a guide for your handwritten entries.
- Do not use dollar signs (\$), decimal points (.), or any punctuation marks or symbols other than a comma (,).
- To show a loss on PIT-1, line 9, place a minus sign (-) immediately to the left of the loss amount. Do not use brackets or parentheses.

For example, if your federal adjusted gross income is negative \$23,053.75, the money field entry for a loss on your PIT-1, line 9 looks like this:

-23,054	00
---------	----

Top Of Page 1

The top of page 1 shows your filing period. All information on your return (except your mailing address) is for calendar year January 1, 2025, through December 31, 2025, or for your fiscal year.

If you are filing for a fiscal year, on the two lines under December 31, 2025, enter the month, day, and year your tax year began and the month, day, and year it ended. Calendar year filers leave these lines blank.

Your tax year must match the tax year of your federal return. Do not file short year returns unless allowed by the Internal Revenue Service.

Lines 1 and 2. Name And Social Security Number

Clearly enter your name, as shown on your driver's license or identification card, and social security number (SSN) and

if applicable, your spouse's name, as shown on their driver's license or identification card, and SSN in exactly the same order as on your federal return. Even if you are married filing separately, your spouse's name and SSN are required. **IMPORTANT:** You must provide your own SSN or ITIN, and, if applicable, your spouse's SSN or ITIN, or your return is not complete and the Department cannot process it.

No Social Security Number?

If you or your spouse do not have an SSN, you may be eligible for a federal individual taxpayer identification number (ITIN) from the IRS. If you or your spouse do not have an SSN, but do have an ITIN assigned by the IRS, enter the ITIN everywhere the SSN is required. **Make sure all names and SSNs or ITINs are legible, complete, and correct.**

For details about the ITIN and its requirements, see "If You Do Not Have An SSN" on page PIT-1-19 of these instructions.

Blind Taxpayers

If you or your spouse, if applicable, are blind for federal income tax purposes, mark **X** in boxes 1c and 2c.

NOTE: The Department may request proof at a later date that you or your spouse, if applicable, are blind for federal income tax purposes. Do not attach the proof to your return.

65 Years of Age or Older

If you or your spouse, if applicable, are age 65 years or older on the last day of the tax year, mark **X** in boxes 1d or 2d.

Residency Status

In boxes 1e and 2e, enter **R**, **N**, **F**, or **P** to indicate your residency status and, if applicable, your spouse's residency status. Use **R** for resident, **N** for non-resident, **F** for first-year resident, and **P** for part-year resident as defined next:

- **Resident.** New Mexico full-year residents and individuals who were physically present in New Mexico for 185 days or more during the tax year, but were not first-year residents or certain military servicemembers and their qualifying spouses, mark **R** in the box.
- **First-Year Resident.** If you moved into New Mexico during the tax year with the intent of establishing domicile in New Mexico, and you were still in New Mexico on December 31, 2025, mark **F** in the box. You are a first-year resident whether or not you were physically present in New Mexico for fewer than 185 days or more during the tax year.
- **Part-Year Resident.** If you were physically present in New Mexico for fewer than 185 days during the tax year, and you were domiciled in New Mexico during part of the tax year but not on the last day of the tax year, mark **P** in the box.

- **Non-Resident.** If you were physically present in New Mexico for fewer than 185 days and you were not domiciled in New Mexico during any part of the year, mark **N** in the box.
- **Military Servicemembers.** If you are a military servicemember, including a USPHS servicemember, you and your qualifying spouse are temporarily assigned to New Mexico, and you have established residency outside New Mexico, mark **N** in the box.

For more information about residency and about military servicemembers, see "Military Servicemembers" on page PIT-1-2 and "General Information About Military Servicemembers' Spouses" on page PIT-1-2.

NOTE: New Mexico's law says every person with income from New Mexico sources who is required to file a federal income tax return must file a personal income tax return in New Mexico. This includes non-residents who have income from any New Mexico source (including wages, rents, royalties, businesses, and estates). Even foreign nationals and persons who reside in states that do not have income taxes must file in New Mexico when they have a federal filing requirement and income from any New Mexico source whatsoever.

Date of Birth

In 1f, and if applicable, 2f, enter date(s) of birth in **MM/DD/CCYY** format. For example, if your birthdate was on July 20, 1952, enter 07/20/1952.

LINE 3. Address

Clearly enter your address on lines 3a and 3b. Make sure it is an address where you can receive mail and that it is legible, complete, and correct.

If you have a foreign address, enter the street address, city name and postal code on the appropriate lines. Also complete the spaces for the foreign province and/or state and country. Follow the country's practice for entering the foreign postal code, the province or state, and country. Do not abbreviate the country name.

If your mailing address is new or has changed, mark **X** in box 3a.

If you move **after** filing your return and you expect a refund, notify both of the following about your change of address:

- The post office serving your old address; and
- The Taxation and Revenue Department.

Failure to inform the Department of an address change can delay your refund by 8 weeks or more!

You may change your address online using TAP on the Department's website. You must login to TAP to change your address. To report a change of address by mail, use Form RPD-41260, *Personal Income Tax Change of Address Form*. Your original signature is mandatory for a change of address.

LINE 4. Deceased Taxpayer or Spouse and Any Claimant

If the taxpayer or the spouse named on the return died before you file this return, enter the date(s) of death on lines 4c and 4d, respectively, in **MM/DD/CCYY** format. For example, if the death was on June 13, 2025, enter 06/13/2025. Attach a copy of the death certificate or other proof of death.

If the refund must be made payable to a person other than the surviving spouse, or to the estate of the taxpayer, on line 4a enter the claimant's name, and on line 4b enter the claimant's SSN. You must also attach Form RPD-41083, *Affidavit to Obtain Refund of New Mexico Tax Due a Deceased Taxpayer*. Failure to provide the death certificate or RPD-41083 will result in the refund being issued in the name of the deceased taxpayer.

For more information, see "Representatives of Deceased Taxpayers" on page PIT-1-5 of these instructions.

Line 5. Exemptions

Deduction amounts for personal exemptions are suspended for tax years 2018 through 2025 by the Federal Tax Cuts and Jobs Act.

New Mexico uses the same definitions and qualifications pursuant to Section 151 of the Internal Revenue Code to determine exemption amounts and whether someone is your dependent or other dependent.

Eligibility remains important for determining who may claim credits and other tax benefits on PIT-1 and other required forms and attachments. The total in this line item will include you, your spouse if filing a joint return, your qualifying dependents, and your qualifying other dependents. See instructions for Form 1040 or 1040SR for definitions for 2025.

To determine the amount to enter on line 5, complete the "Line 5. Worksheet for Computing the Amount on Line 5 of the PIT-1 Return" on page PIT-1-22.

Line 5. Worksheet for Computing the Amount on Line 5 of the PIT-1 Return	
1. Yourself. Enter "1" if you can't be claimed as an other dependent, otherwise, enter "0".	
2. Spouse. Enter "1" if married filing jointly and can't be claimed as an other dependent, otherwise, enter "0".	
3. Enter total number of dependents and other dependents as reported on your federal return. If none, enter "0".	
4. Total. Add lines 1, 2, and 3. Enter here and on line 5.	

IMPORTANT: If you, or your spouse, if married filing jointly, qualify as an other dependent of another individual for federal income tax purposes, exclude yourself or that spouse from the total in line 5. Whether or not you or that spouse were actually claimed as an other dependent on the other individual's federal return, do not include yourself or that spouse in the total in line 5.

LINE 6. Extension of Time to File

If you have a federal or New Mexico extension of time to file, mark **X** in box 6a and enter the date the extension expires in 6b.

If you were granted a federal automatic six-month extension (through October 15th) or you received approval for a New Mexico extension, do **not** attach either of the following:

- A copy of federal Form 4868, *Application for Automatic Extension of Time to File U.S. Individual Income Tax Return*; or
- New Mexico Form RPD-41096, *Application for Extension of Time to File*.

If you are granted a federal extension for more than six months, or granted a New Mexico extension for military personnel deployed in a combat zone, special instructions and attachments are required.

For more information, see "Extension Of Time To File" on page PIT-1-15 of these instructions.

IMPORTANT: An extension of time to file your return does **not** extend your time to pay.

LINE 7. Filing Status

Show your filing status by marking **X** in the box to the left of the filing status. Use the same filing status on your PIT-1 that you used on your federal return. If you did not file a federal return, use the filing status you would have used for federal income tax purposes.

New Mexico is a Community Property State

Both your New Mexico return and your federal return **must** reflect a correct division of community and separate income and payments in these cases:

- Married persons filing separately or divorced during 2025;
- Married persons filing jointly and claiming the exemption for income of persons 100 years or older; and
- Married persons allocating and apportioning income inside and outside New Mexico.

If your income and payments are not evenly distributed, attach a copy of a statement reflecting a correct division of community and separate income and payments. Include your spouse's or former spouse's name and SSN on the statement.

NOTE: Even if you did not file a federal return, attach the statement explaining the division of community income and payments to your PIT-1 return.

For details, see Publication FYI-310, *Community Property, Divorce, Separation and Your New Mexico Income Tax*.

Requirements for Items 3 and 4

If you mark **X** in item 3, *Married filing separately*, your spouse's name and SSN are required on lines 2a and 2b. If you mark **X** in item 4, *Head of Household*, on the line below item 4, enter the name of the person who qualifies you as head of household **if** that person is a child and not eligible to be included as a qualified dependent or other dependent under federal regulations.

LINE 8. Dependents and Other Dependents

Enter the name, SSN, and date of birth of each dependent and other dependent you reported on your federal return. If you have more than five qualifying dependents and other dependents, enter the name, SSN, and date of birth of the first five qualifying dependents and other dependents on PIT-1, line 8, and the remaining qualifying dependents and other dependents on 2025 Schedule PIT-S. Attach Schedule PIT-S to your 2025 PIT-1 return.

NOTE: Enter **only** qualifying dependents and other dependents allowed on your federal return. Do **not** include yourself or your spouse on line 8 or Schedule PIT-S.

Who is a Qualifying Dependent or Other Dependent?

New Mexico uses the same definitions and qualifications as the IRS to determine if someone is a qualified dependent or other dependent. To find out who you may claim as a dependent or other dependent, see the instructions for federal Form 1040 and 1040SR.

IMPORTANT: To avoid processing delays, do **not** use Schedule PIT-S unless the five dependent and other dependent lines are filled in on PIT-1, line 8, and you need additional lines.

About the Three Columns

In column 1, make sure the name agrees with the individual's social security card or ITIN.

In column 2, enter your dependent's or other dependent's correct SSN or, if your dependent or other dependent is not eligible to obtain an SSN, enter the correct ITIN required by the IRS. To find out how to apply for an ITIN, visit the IRS website at www.irs.gov.

If your qualified dependent child was born and died in 2025, and you did not obtain an SSN, enter all **9s** and attach a copy of the child's birth certificate, death certificate, or hospital records. The document must show the child was born alive.

In column 3, enter your dependent's date of birth in **MM/DD/CCYY** format. For example, if your child was born April 16, 2012, enter 04/16/2012.

LINE 9. Federal Adjusted Gross Income

Enter the federal adjusted gross income as reported on your federal Form 1040 or 1040SR, line 11.

Royalty Income of Non-Residents

Non-resident taxpayers who elect to calculate tax on **gross** royalty income under \$5,000 using special procedures instead of filing a complete PIT-1 and a PIT-B, skip PIT-1, lines 9 through 16a.

On line 17, enter your total **gross** royalty income from New Mexico sources. Calculate the tax by applying the gross royalty income to the tax rate tables. In the box on PIT-1, line 18a, enter **Y** instead of **R** or **B**. Then follow the instructions for lines 22 and 23, and lines 27 through 42.

For more information, see "Non-Residents and Royalty Income" on page PIT-1-5 of these instructions.

Federal Return Attachments Required

Generally, you do not attach your federal return to your PIT-1. If, however, you have a combined loss of over \$40,000, from one or more of the following federal forms and schedules, attach to Form PIT-1, your federal Form 1040 or 1040SR and schedules showing the loss or losses taken on Form 1040 or 1040SR.

- Federal Schedules C or C-EZ for business income or loss;
- Federal Schedule D for capital gains or loss;
- Federal Schedule E for rental real estate, royalties, partnerships, S corporations, trusts, income;
- Federal Schedule F for farm income or loss; and
- Federal Form 4797, Other gains or losses.

LINE 10. Itemized State and Local Tax Deduction

If you itemized deductions on your 2025 federal income tax return, on your PIT-1 Return you must add back all or part of the amount shown for **Taxes You Paid (state and local)** on federal Schedule A, line 5a.

The amount to enter on line 10 is bound by the following two conditions:

- The amount on line 10 of the worksheet cannot be larger than the difference between your itemized deduction and the federal standard deduction amount you would have qualified for had you not itemized.
- If the total amount of the itemized deduction for state and local taxes on line 5e of federal Schedule A, is limited by the new thresholds as a result of the changes made by the Federal Tax Cuts and Jobs Act of 2017, your state and local tax deduction add-back for state tax purposes is also reduced. The add-back amount on line 10 is proportioned by a percentage equal to the amount on line 5d of your federal Schedule A, before the limitation is applied.

To determine the amount to enter on line 10, complete the *Line 10. Worksheet for Computing the Amount on Line 10 of the PIT-1 Return*.

Line 10. Worksheet for Calculating Line 10 Amount	
1. Enter the amount of state and local income taxes claimed on federal Schedule A, line 5a.	\$
2. Enter the total amount of state and local taxes on federal Schedule A, line 5d.	\$
3. Divide line 1 by line 2. Round to 4 decimal places.	\$
4. Enter the amount of state and local taxes claimed on federal Schedule A, line 5e.	\$
5. Multiply line 4 by line 3.	\$
6. Enter the lesser of line 4 and line 5. If they are the same, enter that number here.	\$
7. Enter the standard deduction amount you could have claimed on federal Form 1040 or 1040SR, line 12, if you had not itemized your federal allowable deductions.	\$
8. Enter your total itemized deductions from federal Form 1040 or 1040SR, line 12. Also enter this amount on PIT-1, line 12, and mark the box on line 12a.	\$
9. Subtract line 7 from line 8. If less than zero, please enter 0.	\$
10. Enter the lesser of lines 6 and 9. Also enter this amount on PIT-1, line 10.	\$

LINE 11. Total Additions to Federal Adjusted Gross Income

If you completed Schedule PIT-ADJ, lines 1 to 5, enter the Total Additions from PIT-ADJ, line 6.

If you have any of the following additions to federal adjusted gross income, file PIT-ADJ:

- Interest and dividends from federal tax-exempt bonds.
- A federal net operating loss carryover.
- Contributions refunded when closing a New Mexico approved Section 529 education savings plan account.*
- Certain contributions rolled out of a New Mexico approved Section 529 education savings plan account.*
- A charitable deduction claimed on federal Schedule A for a donation of land to private non-profit or public conservation agencies for conservation purposes from

which you were allowed the New Mexico land conservation tax credit.

- An amount of withholding tax paid by a Pass-Through-Entity on distributed net income

* These should only be added back if the taxpayer took the contribution as a deduction on a prior year tax return. For information about calculating the additions, see the PIT-ADJ, lines 1 to 6 instructions.

LINE 12. Federal Standard or Itemized Deduction Amount

If you did not itemize deductions on your 2025 federal return, enter the allowable federal standard deduction from federal Form 1040 or 1040SR, line 12. If you itemized deductions on your 2025 federal Form 1040 or 1040SR, do the following:

- Enter the allowable federal itemized deductions you reported on Form 1040 or 1040SR, line 12.
- Mark box 12a.

IMPORTANT: Mark box 12a only if you itemized your deductions on Form 1040 or 1040SR, line 12.

Charitable Deduction of Land

If you claim a charitable deduction in your federal itemized deductions on federal Schedule A for a donation of land to private non-profit or public conservation agencies for conservation purposes from which you were approved for the New Mexico land conservation tax credit, you must add back the charitable deduction amount included in your itemized deductions on federal Schedule A. To determine the amount of the charitable deduction to add back, see the Schedule PIT-ADJ, line 4 line instructions.

LINE 13. Deduction for Certain Dependents

A taxpayer who is not a dependent of another individual and files a return as a head of household or married filing jointly may claim a deduction from net income in an amount of \$4000 for certain dependents.

NOTE: Deduction is valid beginning tax year 2019, as long as the exemption amount pursuant to Section 151 of the Internal Revenue Code is zero (0).

To calculate the deduction for PIT-1, line 13, complete the *Line 13. Worksheet for Calculating Deduction for Certain Dependents*.

Line 13. Worksheet for Calculating Deduction for Certain Dependents

1. Add the number of dependents and other dependents entered on PIT-1, line 8.	
2. Add the number of dependents and other dependents entered on PIT-S. If none, enter "0"	
3. Total dependents. Add lines 1 and 2.	
4. Qualified dependents. Subtract "1" from total dependents entered in line 3 to arrive at the number of qualified dependents allowed to include in the deduction.	
5. Multiply the qualified dependents entered in line 4 by \$4000. Enter the amount here and on PIT-1, line 13.	\$

LINE 14. New Mexico Low- and Middle-Income Tax Exemption

A New Mexico income tax exemption is allowed for low- and middle-income taxpayers. All taxpayers, including residents, part-year residents, first-year residents, and non-residents may claim this exemption in full. The maximum is \$2,500 for each qualified exemption for income tax purposes. The amount varies according to filing status and adjusted gross income.

To claim the exemption, the amount on PIT-1, line 9 must be equal to or less than any of the following:

- \$36,667 (if single)
- \$27,500 (if married filing separately)
- \$55,000 (if married filing jointly, surviving spouse, or head of household)

To calculate the exemption, use "New Mexico Low- and Middle-Income Tax Exemption Worksheet" on page PIT-1-26.

LINE 15. Total Deductions and Exemptions from Federal Income

If you completed PIT-ADJ, lines 7 to 27, on PIT-1, line 15, enter the **Total Deductions and Exemptions** from PIT-ADJ, line 28.

You **must** complete and attach Schedule PIT-ADJ if any of the following are true:

- You have New Mexico tax-exempt interest and dividends.
- You have New Mexico net operating loss carryforward.
- You have interest income from U.S. Government obligations.
- You have Railroad Retirement Act annuities and benefits, or Railroad Unemployment Insurance Act sick pay included in your federal taxable income.
- You, your spouse, or both are members of a New Mexico federally recognized Indian nation, tribe, or pueblo and your income was earned within the boundaries of the reservation or pueblo grant or within the boundaries of land defined as "Indian country" of which you or your spouse

Continued on PIT-1-27

New Mexico Low- and Middle-Income Tax Exemption Worksheet

Complete this worksheet to determine your New Mexico low- and middle-income tax exemption for PIT-1, line 14.

Do not attach this worksheet to your PIT-1. Keep a copy in your records.

You are eligible to claim the New Mexico low- and middle-income tax exemption if:	
Your filing status is	and your federal adjusted gross income is
Single	\$36,667 or less
Married filing jointly or Surviving Spouse	\$55,000 or less
Head of household	\$55,000 or less
Married filing separately	\$27,500 or less

1. Enter the amount reported on PIT-1, line 9. If your federal adjusted gross income is greater than the amount listed in the table above for your filing status, do not complete this form because you do not qualify for this exemption.	
2. If your filing status on PIT-1, line 7 is: <ul style="list-style-type: none"> Single, enter \$20,000. Married filing jointly or Surviving Spouse, enter \$30,000. Head of household, enter \$30,000. Married filing separately, enter \$15,000. 	
3. Subtract line 2 from line 1. If the result is negative, enter zero here, skip line 4, and enter zero on line 5	
4. If your filing status on PIT-1, line 7 is: <ul style="list-style-type: none"> Single, enter 0.15. Married filing jointly or Surviving Spouse, enter 0.10. Head of household, enter 0.10. Married filing separately, enter 0.20. 	
5. Multiply line 3 by line 4 and enter the result.	
6. Subtract line 5 from \$2,500	
7. Enter the number of exemptions* reported on PIT-1, line 5	
8. Multiply line 6 by line 7. Enter this amount here and on PIT-1, line 14.	

* Exemptions include the taxpayer, spouse, dependents, and other dependents reported on federal Form 1040 or 1040SR for federal income tax purposes. See "Line 5. Exemptions" on page PIT-1-22 for more details.

Continued from PIT-1-25

are/is an enrolled member while domiciled within the boundaries of the reservation or pueblo grant or within the boundaries of land defined as "Indian country".

- You, your spouse, or both are age 100 or over **and** not a dependent of another taxpayer.
- You, your spouse, or both are age 65 or over or blind, **and** your adjusted gross income is not over \$51,000 for a joint return; \$28,500 for a single taxpayer; or \$25,500 for married taxpayers filing separately.
- You have federally taxable contribution to or distributions from a New Mexico Medical Care Savings account.
- You contribute to a New Mexico-approved Section 529 education savings plan.
- If you have net capital gains you may be able to claim a deduction of up to \$2,500 or 40% of up to \$1,000,000 of your net capital gain income from the sale of a New Mexico business.
- You have armed forces wages or salary from active duty service.
- You, your spouse, or both are age 65 or over, and you have unreimbursed or uncompensated medical care expenses of \$28,000 or more for yourself, your spouse, or dependents.
- You, your spouse, or dependents have expenses related to donating human organs for transfer to another person.
- You received a reimbursement from the New Mexico National Guard Service Member's Life Insurance Reimbursement Fund.
- You were required to include, in your federal adjusted gross income, taxable refunds, credits, or offsets of state and local income tax (federal Schedule 1, line 1).
- You are a non-resident U.S. Public Health Service (USPHS) service member and you earned income in New Mexico for USPHS active duty pay.
- You qualify for the liquor license lessor deduction.
- You, your spouse, or both have armed forces retirement pay and may qualify for an exemption.
- You, your spouse, or both have social security income and are under the threshold to qualify for an exemption.
- You meet the requirements to take the deduction for expenses related to a New Mexico licensed cannabis business.
- You, your spouse, or both qualify for the deductions for school supplies purchased by a public school teacher.

For details about calculating total deductions and exemptions, see the 2025 PIT-ADJ, lines 7 to 28 instructions.

LINE 16. Reserved for Future Use.

Do not use this line.

LINE 17. New Mexico Taxable Income

Add lines 9, 10, and 11, then subtract lines 12, 13, 14, and 15. If the result is negative, enter zero. This is your New Mexico taxable income.

NOTE: Line 18 shows your New Mexico tax due based on your calculation of New Mexico taxable income amount on line 17.

Non-Residents Using Gross Royalty Income

If you are a non-resident and you elect to calculate tax on **gross** royalty income under \$5,000 using special procedures instead of filing a complete PIT-1 and PIT-B, enter your **gross** royalty income from New Mexico sources on PIT-1, line 17 and enter **Y** in box 18a.

Calculate your tax by applying the tax rate tables to the **gross** royalty income.

NOTE: Only complete PIT-1 lines 1 to 8, 17, 18a, 22, 23, and 27 to 42. For more information, see "Non-Residents and Royalty Income" on page PIT-1-5 of these instructions.

LINE 18. New Mexico Tax

Unless you qualify for Schedule CC, calculate your New Mexico tax by using one of these methods and then complete line 18a:

- If you have income from sources inside and outside New Mexico, use your entry on PIT-B, line 14 or;
- Use the rate tables from the PIT-1 instructions, starting on page 1T.

About PIT-B and the Rate Tables

If you have income from sources inside and outside New Mexico, complete PIT-B to calculate your tax. Otherwise, use the tax rate tables.

If you use the rate tables, make sure to use the taxable income amount on line 17.

About Schedule CC

If you qualify to file Schedule CC, *Alternative Tax Schedule*, enter **only** the amount from Schedule CC, line 3 on line 18. Schedule CC is for taxpayers who:

- Have no business activities in New Mexico other than sales,
- Do not own or rent real estate in New Mexico, **and**
- Have annual gross sales in or into New Mexico of \$100,000 or less.

LINE 18a. Rate Table Indicator

In the box on line 18a, enter **R** or **B** to show the source for calculating your tax:

- **R** = Rate tables
- **B** = Schedule PIT-B

NOTE: Non-residents may enter **Y** if a non-resident electing to use the special method for computing tax on gross royalty income. See the instructions for line 17 for more information.

LINE 19. Additional Amount for Tax on Lump-Sum Distributions

If you received a lump-sum payment and you are using the special federal 10-year tax option on federal Form 4972, you are eligible to use New Mexico's averaging method.

If you did not use the federal averaging methods available on federal Form 4972, you are not eligible to use the New Mexico averaging method.

To calculate your New Mexico averaged tax, use "Line 19. Worksheet for Calculating Tax on Lump-Sum Distributions" on page PIT-1-30. Take the amount on line 8 of the worksheet, and enter it on PIT-1, line 19 for tax on lump-sum distributions.

If You File Schedule PIT-B

If you have income sources inside and outside New Mexico and file PIT-B, on PIT-B, line 3, allocate to New Mexico the part of the lump-sum distribution you received while you were a resident.

If you are a **full-year resident or a resident** because you were physically present in New Mexico for 185 days or more, you must allocate to New Mexico the lump-sum distribution you received during the entire year. If you are a first-year resident or a part-year resident, allocate only the amount of lump-sum distribution you received while a resident of New Mexico.

IMPORTANT: If you used PIT-B to calculate New Mexico tax liability on line 18, and you also used the federal special tax option and New Mexico averaging methods to calculate tax on a lump-sum distribution on line 19, do **not** add line 19 when completing PIT-1, line 22 as instructed. Instead subtract the sum of lines 20 and 21 from the amount you entered on PIT-1, line 18. Skip line 19.

You do not need to add PIT-1, line 19 when completing PIT-1, line 22 because the New Mexico part of line 19 (lump-sum distributions) is included in PIT-B, line 14.

LINE 20. Credit for Taxes Paid to Another State

A **resident** of New Mexico who must pay tax to another state on income that is also taxable in New Mexico may take a credit against New Mexico tax for tax paid to the other state.

IMPORTANT: This credit is for tax that another state imposes on any part of income that by law is included in a New Mexico **residents** net income. When calculating the allowable credit, do **not** include tax withheld. If the specific item of income is not subject to taxation in both states, no credit is available.

The credit may not be more than:

- The New Mexico tax liability due on your PIT-1,
- The tax you paid to the other state.
- The amount of New Mexico income tax liability calculated on the part of income taxed in both states.

Complete the "Line 20. Worksheet for Computation of Allowable Credit for Taxes Paid to Other States by New Mexico Residents" on page PIT-1-31. You must attach all of the following to your PIT-1:

- A copy of the worksheet(s), and
- Income tax return(s) from the other state(s).

If you are not filing as a **resident** of New Mexico, income should be allocated using the Schedule PIT-B.

Income on Schedule PIT-B

Income allocated or apportioned outside New Mexico on PIT-B does not qualify for credit for taxes paid to another state on that same income.

"State" means any state of the United States, the District of Columbia, the Commonwealth of Puerto Rico, any territory or possession of the United States, or any political subdivision of a foreign country. "State" does not include the central governments of foreign countries.

Income tax you paid to any municipality, county, or other political subdivision of a state, or to any central government of a foreign country, does not count toward the credit.

IMPORTANT: If you file a Schedule PIT-B, a credit for tax paid to another state is only allowed when you enter income that must be allocated or apportioned to New Mexico in PIT-B, column 2. Income that is **not** required to be allocated or apportioned to New Mexico does **not** qualify for the credit for taxes paid to another state.

Example 1. A New Mexico resident's interest earned from an investment in Arizona is allocated to New Mexico on PIT-B, column 2. The resident can claim the credit for taxes paid to another state when the interest income is:

- Required to be allocated to New Mexico **and**
- Taxed in Arizona.

Example 2. A New Mexico resident allocates rental income from property located outside of New Mexico on PIT-B. The resident cannot claim credit for tax paid to another state because the resident did not include that income on PIT-B, column 2.

NOTE: Effective for retirement income received after December 31, 1995, federal law prohibits any state from taxing certain retirement income (mainly pension income) unless you are resident of, or domiciled in, that state. For example, if you receive a pension from your former California employer and you now reside in New Mexico, California may not tax your retirement income. Because you are now a New Mexico resident, your retirement income is taxable in New Mexico.

New Mexico Taxpayers with Permanent Home in Other States Some taxpayers have permanent homes in other states, **and** they are physically present in New Mexico for at least 185 days during the tax year. If you are one of these taxpayers, you must file as a resident of New Mexico.

Allocate your income to New Mexico as a resident on PIT-B. If you qualify, you may take a credit for taxes paid to your home state on PIT-1, line 20.

LINE 21. Business-Related Income Tax Credits Applied

The business-related income tax credits you may be eligible to claim against your New Mexico personal income taxes are on the table, "Attachments Required to Claim PIT-CR Business-Related Tax Credits" on page PIT-1-11.

If you are eligible, do the following:

- Complete PIT-CR.
- From PIT-CR, line A, enter the total amount you claimed and applied to your tax due in PIT-1, line 21,
- From PIT-CR, line B, enter the total amount of tax credit that may be refunded to you, on PIT-1, line 26. See instructions for line 26,
- Attach Schedule PIT-CR (and any required forms or documentation to support your claim) to your PIT-1.

For information about these credits, see the instructions for PIT-CR.

LINE 22. Net New Mexico Income Tax

To find your net New Mexico income tax in all cases, except the PIT-B situation described next, do the following:

1. Add lines 18 and 19.
2. Add lines 20 and 21.
3. From the result of step 1, subtract the result of step 2. This amount cannot be less than zero.

Calculation When Using PIT-B and Claiming Additional Amount of Tax on Lump-Sum Distributions

Although PIT-1, line 22 says to add line 19, do not add line 19 if **both** of the following are true:

- For PIT-1, line 18, you used PIT-B to calculate your New Mexico tax liability.
- For PIT-1, line 19, you used the New Mexico averaging method to calculate tax on a lump-sum distribution.

If both are true, calculate your net New Mexico income tax for line 22 by following these steps:

1. Add lines 20 and 21.
2. From the amount on line 18, subtract the result of step 1.

In this case, you do not add PIT-1, line 19 when completing PIT-1, line 22. The New Mexico part of line 19 (lump-sum distribution) is already included in PIT-B, line 14.

LINE 24. Total Claimed on Rebate and Credit Schedule

If you claim any of the following special New Mexico rebates or refundable credits, complete and attach PIT-RC to your PIT-1:

- Low income comprehensive tax rebate;
- Property tax rebate (for low-income persons 65 or older);
- Additional low income property tax rebate for Los Alamos County, Santa Fe County, Doña Ana County, or Bernalillo County residents;
- Child day care credit;
- Refundable medical care credit for persons 65 years of age or older,
- Special needs adopted child tax credit, and;
- Child Income Tax Credit

LINES 25, 25a, and 25b*. Working Families Tax Credit

If you were a New Mexico resident during any part of 2025 and you file a PIT-1, you may claim the Working Families Tax Credit (WFTC). The credit is **25% of the Earned Income Credit (EIC)**, also referred to as the Earned Income Tax Credit (EITC), for which you are eligible the same tax year.

Effective January 1, 2021 per Section 7-2-18.15 NMSA 1978- If you would have been eligible for the EIC but do not meet the following federal requirements:

- identification number
- age
 - provided that the taxpayer is at least eighteen years of age but has not reached the age of twenty-five within the taxable year

You may still claim the WFTC under the **NM Expansion*** on your PIT-1. To calculate the amount of the EIC you would have been eligible for refer to IRS Publication 596, Earned Income Credit (EIC) and the EIC Worksheet in the instructions for IRS Form 1040 and 1040-SR. Enter the amount calculated in line 25a.

Line 25a. Enter the amount of federal earned income credit (EIC) reported on your 2025 federal income tax return or calculated under NM Expansion

*WFTC NM Expansion- Enter the amount you calculated using the Federal EIC Worksheet.

Line 25b. If you qualified for the EIC on your federal return, leave this box blank.

*WFTC NM Expansion- If you **did not** qualify for the EIC on your federal return but meet the requirements under the WFTC NM Expansion, mark this box.

Line 25. Multiply the amount on line 25a by 0.25 (25%) and round the result to the nearest dollar. Enter amount here.

IMPORTANT: You must complete all applicable lines 25, 25a, and 25b or the credit will be denied.

If you qualify for the WFTC and the credit exceeds your income tax liability for the tax year of the claim, you may receive a refund.

For More Information

To see all the requirements for claiming the EIC, read the rules in the federal 1040 or 1040SR tax package or see IRS Publication 596, *Earned Income Credit (EIC)*. You may also read about the EIC on the IRS website at www.irs.gov and download the publication from the site.

LINE 26. Refundable Business-Related Income Tax Credits

From PIT-CR, line B, enter the total amount of your refundable part of the following tax credits.

- Clean Car Tax Credit;
- Clean Car Charging Unit Tax Credit;
- Film Production Tax Credit;
- New Film Production Tax Credit;
- New Mexico Film Partner New Film Production Tax Credit;
- Geothermal Ground-Coupled Heat Pump Tax Credit (2024);
- Renewable Energy Production Tax Credit;
- New Solar Market Development Tax Credit;

- 2021 Sustainable Building Tax Credit; and
- Technology Jobs and Research and Development (Additional) Tax Credit.

Line 26 shows the refundable amount of business-related income tax credits you may claim.

LINE 27. New Mexico Income Tax Withheld

Except for income from oil and gas proceeds and income from pass-through entities (covered in lines 28 and 29), enter the total of all your other New Mexico income tax withheld. These are shown on your annual withholding statements, including Form(s) W-2, W-2G, 1099, 1099-R, 1099-NEC, and 1099-MISC. Attach a copy of the forms to your PIT-1.

Payments You Cannot Include

Do not include income tax withheld from your share of the net income of a pass-through entity or from oil and gas proceeds.

Do not include any payment you made for gross receipts tax, withholding tax, compensating tax, or any other type of tax due to the State of New Mexico. These payments are not payments towards your personal income tax liability. They are not considered "tax withheld," "estimated," or "other" payments on your PIT-1.

Tax Withheld in Error

If New Mexico tax was withheld in error on your wages, salary, or tips, and you had no income tax responsibility to New Mexico on that income, obtain a letter from your employer or payor with the following information:

- Explanation of the cause of the error; and
- Statement that no New Mexico income tax was due on the income reported.

If New Mexico tax was withheld in error on your pension or annuity, and you had no income tax responsibility to New Mexico on that income, provide one of the following:

- A copy of the state income tax return for the state in which you are domiciled; or
- Other information showing your residency in another state.

Provide these documents to the Personal Income Tax Correspondence unit by mail, fax, or email:

Line 19. Worksheet for Calculating Tax on Lump-Sum Distributions	
1. Taxable income from PIT-1, line 17	
2. Amount of lump-sum income reported for purposes of 10-year tax option or capital gains election on federal Form 4972	
3. MULTIPLY line 2 by 0.20 and enter	
4. ADD lines 1 and 3	
5. Enter the tax from the tax rate tables* on the amount on line 4	
6. Enter the tax from the tax rate tables* on the amount on line 1	
7. SUBTRACT line 6 from line 5 and enter difference	
8. MULTIPLY the amount on line 7 by 5. (This is the additional averaged tax due on the lump-sum income.) Enter on PIT-1, line 19	
*Use the rate tables from the PIT-1 instructions, starting on page 1T of 2025 Tax Look Up Table.	

Mail: P.O. Box 630
 Santa Fe, New Mexico 87504
 Fax: 505-827-2526
 Email: TRD.TaxReturnHelp@tax.nm.gov

LINE 28. New Mexico Income Tax Withheld From Oil and Gas Proceeds

Enter the total of all New Mexico income tax withheld from oil and gas proceeds as shown on your annual withholding statements, 1099-MISC, and RPD-41285, *Annual Statement of Withholding of Oil and Gas Proceeds*. Attach a copy of the forms to your PIT-1.

LINE 29. New Mexico Income Tax Withheld From or Paid as Entity-level tax or Composite income tax by a Pass-Through Entity

Enter the total New Mexico income tax withheld from the net income of or paid as entity-level tax or composite income tax by pass-through entities as shown on your annual withholding statements, 1099-MISC, and Form RPD-41359, *Annual Statement of Pass-Through Entity Withholding*. Attach a copy of the forms to your PIT-1. An entity that has had tax withheld cannot pass a withholding statement directly to its owners, members, partners, or beneficiaries. The entity must first file and report the tax withheld on its New Mexico income tax or annual information return. After filing and reporting the tax withheld, the entity may then pass the tax withheld to another entity by issuing the owner, member, partner, or beneficiary an annual withholding statement.

Any amount reported in boxes 2, 3 or 4 of the RPD-41359 should be reported on PIT-1 line 29.

An individual owner will not have withholding tax, a composite income tax, and a credit for entity-level tax from one Pass Through Entity (PTE) at the same time. But if the individual

Line 20. Worksheet for Computation of Allowable Credit for Taxes Paid to Other States by New Mexico Residents

NOTE: Complete a separate worksheet for each state that imposed tax on income also taxed in New Mexico.

Name of other state _____	COLUMN 1 from the New Mexico return	COLUMN 2 from the other state's return
1. Enter amount of tax due to the state on the return.....	1. _____	1. _____
2. Enter taxable income on which you calculated the tax on line 1. If applicable, enter the state's taxable income after applying the state's allocation and apportionment percentage. For New Mexico, this is from PIT-1, line 17 (New Mexico Taxable Income) multiplied by the New Mexico percentage, if any, on PIT-B, line 12.....	2. _____	2. _____
3. DIVIDE line 1 by line 2. This is the average effective tax rate on the state's income. Calculate to four decimal places (for example, 0.0517).....	3. _____	3. _____
4. From each state's return, enter the part of income subject to tax in both states, but not more than the amount on line 2. Note: The amount in column 1 will be the same as the amount in column 2.....	4. _____	4. _____
5. MULTIPLY line 3 by line 4.....	5. _____	5. _____
6. Enter the lesser of line 5, column 1 and line 5, column 2, but not more than the amount in column 1, line 1. This is the credit allowed for tax paid to the other state.	6. _____	

Enter the amount from line 6 of this worksheet on your 2025 PIT-1, line 20. If you claim a credit for tax paid to multiple states, total the amounts on line 6 from the worksheets you completed for each state, and enter the sum on 2025 PIT-1, line 20.

Important: If you are claiming credit for taxes paid to another state on PIT-1, line 20, you must attach:

- a worksheet for each state
- a copy of the other state(s) Income Tax Return(s)

Continued from PIT-1-30

is an owner, member, partner, or beneficiary of multiple PTEs they may have withholding tax, composite income tax, and credit for entity-level tax as each PTE may choose a different election for that individual owner.

LINE 30. 2025 Estimated Income Tax Payments

Enter the total of New Mexico estimated tax payments you made for 2025 as shown in your records. Include all of the following:

- Estimated payments you made with PIT-ES payment vouchers;
- Your last installment payment, even if you pay it in 2026; and
- Overpayments from your 2024 return that you applied to your 2025 taxes.

Do not include any of the following payments:

- Extension payments you made with PIT-EXT payment vouchers;
- Any return payments you made with PIT-PV payment vouchers; and
- PIT-EXT or PIT-PV payments you made through the Department website.

NOTE: Report extension and return payments on PIT-1, line 31.

Different Name Or SSN

If you made any estimated payments using a different name or SSN, attach a schedule to your return showing how you made each estimated payment.

Example. Before her marriage in August 2025, a taxpayer made two estimated tax payments in her name and SSN only. She made two additional estimated tax payments after the marriage, but they showed her new spouse's name, and SSN. She enters the total of all estimated payments on PIT-1, line 30. She also attaches a schedule that shows the name(s) and SSN(s) reported with each estimated tax payment.

IMPORTANT: A payment for gross receipts tax, withholding tax, compensating tax, or any other type of tax due to the State of New Mexico is not a payment towards your personal income tax liability. Do not include these payments as "tax withheld," "estimated," or "other" payments on your PIT-1.

LINE 31. Other Payments

Enter the total payments you made toward your 2025 personal income tax liability that are not included on line 30, including:

- Extension payments you made with PIT-EXT payment vouchers;
- Return payments you made with PIT-PV payment vouchers;
- PIT-EXT or PIT-PV payments you made through the Department website.

IMPORTANT: You do not need to include any payments you attach to your return or payments you submit after you file the return.

LINE 32. Total Payments and Credits

Add lines 24 through 31, and enter the total here.

LINE 33. Tax Due/Amount You Owe

If line 23 is greater than line 32, the difference is the amount of tax you owe. Subtract line 32 from line 23, enter the difference here.

LINE 34. Penalty on Underpayment of Estimated Tax

This line is only for taxpayers who owe an underpayment penalty. Leave the line blank if you do not owe an underpayment penalty.

For details about calculating penalty, see the instructions for PIT-ES, *Personal Income Estimated Tax Payment Voucher*. The rate is subject to change quarterly.

Department Process for Penalty Due

If you are due a refund the Department reduces your refund by the amount of the penalty due.

LINE 35. Special Method Allowed for Calculation of Underpayment of Estimated Tax Penalty

Generally, taxpayers who pay penalty on underpayment of estimated tax using the standard method of computing penalty on underpayment of estimated tax, do not need to make an entry in the box on line 35 or file RPD-41272. However, if you owe penalty for underpayment of estimated payments, and you qualify for one of the special methods, you will need to file this form. By using one of the special methods to calculate underpayment of estimated tax, you may be able to reduce or eliminate penalty if you qualify.

To use a special method, you must meet two requirements and then enter a number from 1 to 5 in the box on line 35 to identify the method.

Two Requirements for Using a Special Method

You can use a special method if **both** the following are true:

- You owe penalty for underpayment of estimated personal income tax using the standard method of calculating the penalty.
- You qualify for a special penalty calculation method, which reduces the amount of penalty due.

Identify the Special Method You Use

If both conditions described are true, enter 1, 2, 3, 4, or 5 in the box on line 35 to indicate the method you elect to calculate your underpayment penalty. To use the special penalty calculation, the Department requires you to complete and attach Form RPD-41272, *2025 Calculation of Estimated Personal Income Tax Underpayment Penalty*, to your PIT-1.

For a description of the calculation methods and the meaning of the entries 1, 2, 3, 4, or 5, see RPD-41272 or the instructions for PIT-ES, *Personal Income Estimated Tax Payment Voucher*.

Leave the box blank when:

- You owe penalty on underpayment of estimated tax

using the standard method of calculating the underpayment penalty, and you do not qualify for one of the special methods, and

- You do not owe penalty on underpayment of estimated tax.

LINE 36. Penalty

If you file late and owe tax, or if you do not pay the tax on or before the date your return is due, enter penalty here.

Calculate penalty by multiplying the unpaid amount of tax due on line 33 by 0.02 (2%). Then multiply this product by the number of months or partial months for which your return or payment is late. The result cannot exceed 20% of the tax due.

LINE 37. Interest

If you do not pay the income tax due on or before the original due date of your return, even if you receive an extension of time to file, add interest.

IMPORTANT: When you pay your principal tax liability, interest stops accruing. Because it stops accruing, you do not need to calculate the amount of interest due on your return past the date you pay the principal tax.

Interest Calculated on a Daily Basis

Interest is calculated on a daily basis at the rate established for individual income tax purposes by the IRC.

Formula to Calculate Daily Interest

Tax due x daily interest rate for the quarter x number of days late = interest due.

Interest Changes Quarterly

The IRC rate, which changes quarterly, is announced by the IRS in the last month of the previous quarter. The annual and daily interest rates for each quarter are posted on our website at <https://www.tax.newmexico.gov/individuals/file-your-taxes-overview/penalty-interest-rates/>.

LINE 38. Tax, Penalty, and Interest Due

Add lines 33, 34, 36, and 37 and then enter the total amount due.

LINES 39 Overpayment

If line 23 is less than line 32, you have an overpayment. Subtract line 23 from line 32, and enter the difference on line 39. If you have penalty or interest due from lines 34, 36, or 37, reduce your overpayment by the sum of the amounts in those lines. If you owe penalty or interest the Department will reduce your overpayment by penalty and interest amounts.

You can handle your overpayment in any or a combination of the ways described in lines 40 through 42.

LINE 40. Refund voluntary contributions

You can use your overpayment for voluntary fund contributions. To do this, enter the amount you wish to contribute on line 40 and attach Schedule D to your PIT-1. For informa-

tion, see Schedule D, *New Mexico Voluntary Contributions Schedule*.

LINE 41. Amount from line 39 you want applied to your 2026 Estimated Tax

You can apply your overpayment to your 2026 estimated tax. To do this, enter the overpayment amount you wish to carry forward to the next year, on line 41.

LINE 42. Amount to be Refunded to You

You can have the Department refund all or part of your overpayment to you. To do this, enter the amount on line 42.

Important: An overpayment credited toward your 2026 estimated tax cannot be refunded until you have filed your 2026 tax return in 2027.

Unless you attach to your return a signed statement asking for a refund of one dollar or less, the Department does not refund that amount.

Receiving a Paper Check in the Mail

If you request an amount to be refunded to you on line 42, and you leave the **Refund Express** section blank (below line 42 and described next), the Department mails a paper check to the address on your return.

Refund Express Section

Use the **Refund Express** section (below line 42) to request a direct deposit of your refund. If you request an amount to refund to you on line 42, the Department can refund your tax by depositing it directly into your bank account with **Refund Express**.

IMPORTANT: This is **only** available for deposits to the taxpayer's account. You may not request deposit of refunds into another person's account.

The Department is not responsible for the misapplication of a direct deposit refund caused by the error, negligence, or malfeasance on the part of the taxpayer.

Receiving a Direct Deposit

To receive a direct deposit, complete all the information requested in the **Refund Express** section:

- RE.1 Bank routing number
- RE.2 Account number
- RE.3 Checking or savings account
- RE.4 Location question

IMPORTANT: All fields are required. Failure to **complete all** four fields properly causes denial of your request. In that case, the Department mails you a paper check. The Department also mails you a paper check if your bank does not accept your **Refund Express** information.

Bank Routing Number

The routing number identifies your bank. If the first two digits are not a number from 01 to 12 or 21 to 32, the system rejects

the direct deposit and issues you a check. On the sample check the routing number is 211500151.

IMPORTANT: A bank routing number must have nine digits. If your check states it is payable through a bank different from the financial institution where you have your checking account, do **not** use the routing number on that check. Instead, contact your financial institution for the correct routing number to enter on line RE.1.

Bank Account Number

Your account number can be up to 17 characters. Include hyphens, but omit spaces and special symbols. On line RE.2, enter the account number from left to right leaving unused boxes blank. On the sample check, the account number is 201555151. Do **not** include the check number in your account number.

CAUTION: Some financial institutions do not allow deposit of a joint refund into an individual account. If a financial institution refuses a direct deposit, the Department is not responsible.

Will This Refund Go To or Through An Account Located Outside the United States?

To comply with federal banking rules, you must indicate whether the refund will go to or through an account outside the United States in question RE.4. If it is, you may not use this refund delivery option. You may use a different bank account or leave the Refund Express portion blank and a paper check will be mailed to the address on the return.

A financial institution is located within the territorial jurisdiction of the United States if it is:

- located within the United States;
- located on a United States military base; or
- located in American Samoa, Guam, the Northern Mariana Islands, Puerto Rico or the U.S. Virgin Islands.

If you answer this question incorrectly, your refund may be delayed, rejected or frozen by the National Automated Clearing House Association (NACHA) or the Office of Foreign Assets Control (OFAC).

Benefits of Using Refund Express

These are some of the benefits of using **Refund Express**:

- Avoid delays that may occur in mailing a check. Refund Express does not guarantee that you will receive your refund check earlier. Only that, when the check is issued, it will reach the bank more quickly.
- Your payment is more secure. A paper check can get lost or stolen.
- Direct deposit is more convenient. You save yourself a trip to the bank.
- A direct deposit saves tax dollars. It costs less than a check.
- Direct deposit is environmentally friendly. Refunds deposited directly into your account save paper.

HCA.1 Check box

Taxpayers who would like to be evaluated for medical benefit eligibility through Health Care Authority (HCA) and BeWell, New Mexico's Health Insurance Marketplace, mark the check box. Read below for more information.

HB-95 (2022) authorized the Health Easy Enrollment Act. This Act provides taxpayers an easy way to submit their information (names, date of birth, tax identification numbers, income, and household size) to HCA to be evaluated for medical benefit eligibility. Taxpayers who do not qualify under an HCA offered medical assistance program will have their information forwarded to BeWell for evaluation.

Paid Preparers Use Only Section

Anyone you pay to prepare your return must enter the following information in the **Paid preparer's use only** section on PIT-1, page 2:

- Signature (by hand or any other method of electronic signature acceptable to the IRS) and date;
- The firm's name or, if you are self-employed, your name;
- New Mexico 11-digit NMBTIN (see next paragraph), formerly known as your CRS number;
- Preparer Tax Identification Number (PTIN);
- Federal Employer Tax Identification Number, if applicable;
- Phone number; and
- Indicator for Form RPD-41338.

About the NMBTIN

A paid preparer who is not required to have a New Mexico Business Tax Identifications Number (NMBTIN) is not required to complete this field. Generally, persons are required to obtain a NMBTIN if **any** of the following are true:

- They perform services in New Mexico.
- They have an employee or a business location in New Mexico.
- They sell property in New Mexico.
- They lease property employed in New Mexico.

RPD-41338, Right To Waive Electronic Filing Requirement

A taxpayer whose return is prepared by another person may elect to waive the tax preparer's requirement to file by electronic media.

If you do not want your preparer to file your return by Department-approved electronic media, the preparer must do the following:

- Keep on file a signed Form RPD-41338, *Taxpayer Waiver for Preparers Electronic Filing Requirement*.
- In the **Paid preparer's use only** section, mark **X** in the box to indicate the preparer has an RPD-41338 on file for you. Do not submit RPD-41338 to the Department with your return.

Preparer Who Does Not Charge You

If someone prepares your return and does not charge you, that person does not sign the return. However, the Department recommends that you make sure to keep a record of:

- The name of the person who prepared your return **and**
- The person's phone number or other contact information.

This information is important in case questions come up after filing your return.

For more information about paid preparers and requirements that apply to them, see "Interest And Penalties" on page PIT-1-16.

Collection Of Debts From Your Refund

If you owe other taxes to the Department, the Department keeps all or part of your overpayment. The Department applies that amount to your liability.

By law, the Department is required to transfer all or part of your overpayment to certain claimant agencies if you owe a debt for any of the following:

- past due child support;
- medical support liabilities;
- educational assistance loans made under the Educational Assistance Act;
- TANF liabilities;
- SNAP liabilities;
- unemployment compensation;
- district court liabilities;
- magistrate court liabilities;
- Bernalillo County Metropolitan Court liabilities;
- municipal court liabilities;
- workers' compensation liabilities;
- educational assistance loans made with the New Mexico Higher Education Department.

The Department refunds any amount over your liability and debt to you.

IMPORTANT: If you receive notification that all or part of your refund was transferred to a claimant agency and you want to protest that action, contact the agency. The addresses and phone numbers are provided here for your convenience. If your refund was transferred to a claimant agency in error, that agency is required to correct the error and issue you a refund.

Child Support

Heath Care Authority
Child Support Enforcement Division
P.O. Box 25110
Santa Fe, NM 87504
(505) 827-7206, fax (505) 827-7285
(800) 288-7207 in state
(800) 585-7631 out of state

New Mexico Educational Assistance Foundation

Loan Servicing Department
Collections
P.O. Box 27020

Albuquerque, NM 87125
(505) 345-3371

Medical/TANF/SNAP Assistance

Heath Care Authority
Accounts Receivable Bureau
Restitution Unit
P.O. Box 2348
Santa Fe, NM 87504-2348
(800) 431-4593

Unemployment Assistance

New Mexico Department of Workforce Solutions
Unemployment Insurance Benefit Payment Control
P.O. Box 1928
Albuquerque, NM 87103
(877) 664-6984

John Sample Jane Sample 123 Main Street Anyplace, NM 87123		2020
PAY TO THE ORDER OF _____		\$ <input type="text"/>
ANYPLACE BANK Anyplace, NM 87123		_____ DOLLARS
For _____		
I: <input type="text" value="211500151"/> I:	<input type="text" value="201555151"/>	<input type="text" value="2020"/>
Bank Routing Number	Bank Account Number	Check Number

Administrative Office of the Courts

(for information on specific courts)
Warrant Enforcement Division
237 Don Gaspar, Room 25
Santa Fe, NM 87501
(575) 524-5860 or (505) 896-9494

Workers' Compensation Assistance

Workers' Compensation Administration
Financial Management Bureau
P.O. Box 27198
Albuquerque, NM 87125-7198
2410 Centre Ave. SE
Albuquerque, NM 87106
(505) 841-6000

New Mexico Higher Education Department

2044 Galisteo Street, Suite 4
Santa Fe, NM 87505-2100
(505) 476-8400

PAYING YOUR TAX LIABILITY

You can pay your tax liability through the Internet or by mail. Please see "When And Where To File And Pay" on page PIT-1-14 of these instructions.

Before Filing Your Return

Now that you have completed your PIT-1, use "Filing Checklist" on page PIT-1-37 and follow these final steps:

1. Check the figures and your arithmetic on your PIT-1 and on all your attachments. Make sure these are original, official PIT-1 form and schedules.
2. If you created a working PIT-1, use blue or black ink to carefully transfer your figures onto the clean PIT-1 you plan to submit.
3. At the bottom of page 2, sign and date your PIT-1. If you are married and filing a joint return, both spouses must sign the return.

NOTE: Parents of minor children, guardians of dependent taxpayers, surviving spouses, or estate administrators must sign the tax return on behalf of the minor child, dependent, or deceased taxpayer. Print or type the relationship under the signature.

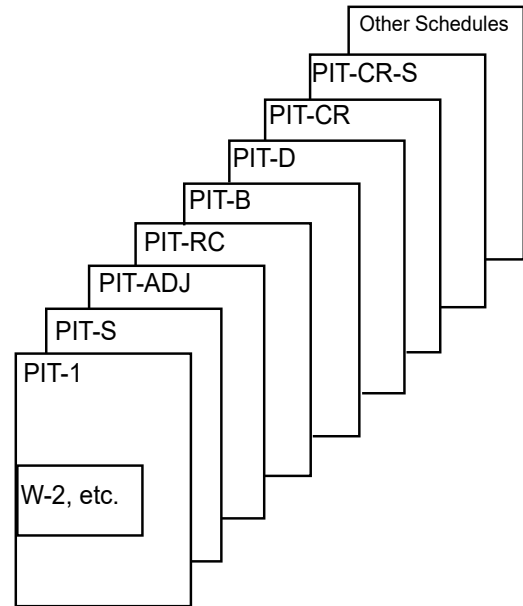
IMPORTANT: If you do not sign your return, the Department cannot process it.

4. Below the signature, the taxpayer and, if married filing jointly, the spouse, is required to enter their state issued driver's license or state issued identification card number and a two digit state code identifying the state issuing the identification number. Also enter the expiration date of driver's license or state issued identification number. These identification numbers will be used as an additional level of verification to help protect your personal information from identity theft and fraudulent returns. If the taxpayer and, if married filing jointly, the spouse does not have a current state issued driver's license or state issued identification card number, write "NONE" in the spaces provided. If the taxpayer and, if married filing jointly, the spouse do not wish to provide a state issued driver's license or state issued identification card, write "DECLINED" in the spaces provided.
5. Below the signature(s), enter your phone number and email address.
6. If you paid a preparer, the preparer must sign your return.
7. If your return shows tax due on line 38, complete the PIT-PV payment voucher.
8. Assemble your return (and payment voucher if your return shows tax due) as shown for most efficient processing.

PIT-1 Followed by Schedules in This Order

- 2025 PIT-1
- 2025 Schedule PIT-S, if required
- 2025 Schedule PIT-ADJ, if required
- 2025 Schedule PIT-RC, if required
- 2025 Schedule PIT-B, if required
- 2025 Schedule PIT-D, if desired

- 2025 Schedule PIT-CR, if required
- 2025 Schedule PIT-CR-S, if required
- Other required schedules or attachments



IMPORTANT: Do not use staples or tape to assemble your return.

If making a payment, place the payment and voucher at the front of the return, in this order.

- Payment (check or money order)
- PIT-PV Payment Voucher

PIT-PV

Check or Money Order

\$ _____

IMPORTANT: Do not staple or tape your payment to the payment voucher.

9. Make a copy of your original return and attachments, and keep it in a safe place in case you need to refer to it later. If someone prepares your return for you, get a copy for your records.

Recommendations For Filing Your Return

The Department encourages all taxpayers to file electronically whenever possible. Electronic filing is fast, safe, and secure. It provides the fastest turnaround for a refund and saves tax dollars. A return filed electronically costs less than a paper return.

Filing Checklist

- ☐ Are name(s) and address complete, correct, and legible?
- ☐ Are SSNs legible, accurate, and entered on both pages of each form or schedule where indicated?
- ☐ If filing married filing separately, are your spouse's name and SSN included?
- ☐ Did you include W-2 forms and other income and withholding information returns that show New Mexico income and tax withheld?
- ☐ If PIT-1, line 11 or line 15 has an entry, did you include Schedule PIT-ADJ?
- ☐ If PIT-1, line 21 and line 26 has an entry, did you include Schedule PIT-CR?
- ☐ If PIT-1, line 24 has an entry, did you include Schedule PIT-RC and, if required, did you answer questions A, B, C, and D on PIT-RC?
- ☐ If required, did you include Schedule PIT-B?
- ☐ If PIT-1, line 40 has an entry, did you include Schedule PIT-D?
- ☐ Have you checked the arithmetic on your forms? Are all required fields complete and correct?
- ☐ Did you remember **not to staple or tape** the forms and attachments?
- ☐ Is the return properly signed and dated? Is a contact phone number and email address included at the bottom of PIT-1, page 2?
- ☐ Is the **state issued driver's license** or **state issued identification card number**, expiration date, and two digit state code identifying the issuing state entered below the signature of the taxpayer and, if married filing joint, the spouse? If you do not have a state issued driver's license or state issued identification card, write **NONE** in this field. If you do not wish to provide a state issued driver's license or state issued identification card, write **DECLINED** in this field.
- ☐ Did you prepare the original forms for mailing to the Department and make a copy of **all** documents for your records?
- ☐ If tax is due, did you prepare a PIT-PV payment voucher and check or money order for the full amount to mail to P.O. Box 8390, Santa Fe, NM 87504-8390? Are SSNs and **2025 PIT-1** written on your check? Did you make your check or money order payable to New Mexico Taxation and Revenue Department?
NOTE: The Department supports fast filing electronic payments with an E-Check or credit card at <https://tap.state.nm.us>.
- ☐ If you are due a refund, did you make sure the address on the front of your PIT-1 is where you want your refund mailed?
- ☐ If you must make estimated tax payments for tax year 2024, did you mail a PIT-ES payment voucher and check or money order to P.O. Box 8390, Santa Fe, NM 87504-8390? Did you write all SSNs and **2025 PIT-ES** on your check? Did you make your check or money order payable to New Mexico Taxation and Revenue Department?

REMINDER

Write your correct social security number (SSN) or individual tax identification number (ITIN) on ALL forms, schedules, payments, and correspondence.

New Mexico Taxpayer Bill of Rights

Most tax transactions happen without problems. Sometimes, though, troubles arise through misunderstanding, mathematical error, missed deadlines, lost papers, high volume of transactions and many other situations. Changes in the law may make earlier information outdated. Over the years the Legislature and the Department have created ways to handle difficulties according to the provisions of the state tax code. Following are some of your rights as outlined in Sections 7-1-4.1 through 7-1-4.3 NMSA 1978:

- The right to available public information and prompt and courteous tax assistance;
- The right to representation and advice by counsel or other qualified representatives at any time during your interactions with the Department according to provisions of Section 7-1-24 NMSA 1978, or with the Administrative Hearings Office in accordance with the provisions of the Administrative Hearings Office Act;
- The right to have audits, inspections of records and meetings conducted at a reasonable time and place according to Section 7-1-11 NMSA 1978;
- The right to have the Department conduct its audits in a timely and efficient manner and be entitled to the correct calculation of interest as provided in the Tax Administration Act under Section 7-1-67 and 7-1-68 NMSA 1978;
- The right to simple, non-technical information explaining procedures, remedies and rights during audit, protest, appeals and collection proceedings under the Tax Administration Act;
- The right to receive an explanation of audit results and the basis for audits, assessments or denials of refunds that identify tax, interest or penalty due;
- The right to seek review through formal or informal proceedings of findings or unfavorable decisions arising from determinations during audit or protest procedures according to Section 7-1-24 NMSA 1978 and the Administrative Hearings Office Act;
- The right to have your tax information kept confidential unless otherwise specified by law in Sections 7-1-8 through 7-1-8.11 NMSA 1978;
- The right to an abatement of an assessment of taxes incorrectly, erroneously or illegally made (Section 7-1-28 NMSA 1978) and a right to seek a compromise of an asserted tax liability. When the Secretary of Taxation and Revenue in good faith doubts that you owe us what we claim you owe, you also have the right to seek a compromise if one exists in your particular case (Section 7-1-20 NMSA 1978);
- The right to clear information about penalties if a tax assessment is not paid, secured, protested or otherwise provided for according to Section 7-1-16 NMSA 1978. If you become a delinquent taxpayer, upon notice of delinquency you have the right to timely notice of collection actions that require sale or seizure of your property under the Tax Administration Act, and
- The right to apply to pay your tax obligations by installment payment agreements according to the provisions of

Section 7-1-21 NMSA 1978.

Confidentiality Provisions:

Statutes protecting the privacy of your taxes are strict and are outlined in Sections 7-1-8 through 7-1-8.11 NMSA 1978. Section 7-1-8.2 NMSA 1978 limits requiring the Department to answer questions about whether a taxpayer is registered to do business in New Mexico or is registered for other tax programs. It does not allow employees to say whether you have filed a return. Employees may discuss your account only with you or your authorized representative. A hearing officer's written ruling on questions of evidence or procedure pursuant to the Administrative Hearings Office Act are in the public domain. The name and identification number of the taxpayer requesting the ruling are not public record. Public record includes the monthly gasoline tax reports of numbers of gallons of gasoline and ethanol-blended fuels received and deducted, and the tax paid by each filer or taxpayer pays. Identities of rack operators, importers, blenders, suppliers or distributors and the number of gallons of gasoline and other fuels are public record. The Department may reveal to the Gaming Control Board the tax returns of license applicants and their affiliates.

Audit Provisions:

The Department must provide you with written, dated notice that an audit is about to begin on a specific date, and the notice must tell you which tax programs and reporting periods will be covered. We must issue a second notice, which states any outstanding records or books of account requested and not yet received, between 60 and 180 days after the audit begins. If you do not produce the records within 90 days, the Department can issue an assessment of tax on the basis of the information as it stands. If you need additional time, you must submit a specific request in writing. Interest on outstanding liabilities accrues if the Department does not issue an assessment within 180 days of the notice of outstanding records or books, or within 90 days after time has expired under your request for additional time; however, you are entitled to an abatement of interest for the period of time after you have complied with Department requests and the Department has not acted on the audit.

Administrative Hearing Procedures:

A hearing officer may not engage or participate in any way in the enforcement or formulation of general tax policy other than to conduct hearings. You may request the Chief Hearing Officer of the Administrative Hearings Office determine if a hearing officer has engaged or participated in the enforcement or formulation of tax policy and if the hearing officer's activities have affected his or her impartiality. The Chief Hearing Officer may designate another hearing officer for the matter. Hearing officers may not communicate unilaterally about a matter you have protested while that matter is still pending. The chief hearing officer may appoint another hearing officer if that occurs. You may request a written ruling on any contested question of evidence in matters in which you have filed a

pending written protest. You also may request that two or more protests on related issues be combined and heard jointly, and the hearing officer shall grant the request unless it creates an unreasonable burden on the Department.

Credit Claims:

The Department has 120 days from the filing date to approve or deny a statutory tax credit. If it does not act, the credit is approved. For more information see Section 7-1-29.2 NMSA 1978.

Refund Offsets:

The Secretary decides whether a refund of tax due you may be offset against your other tax liabilities, and you will receive notice that the refund will be made accordingly. You are entitled to interest until the tax liability is credited with the refund amount. Please see the paragraph above on "Audit Provisions" for interest due to you if the Department does not offset a refund or credit against your other tax liabilities within the prescribed time. The Department may make a direct refund of overpaid taxes to the taxpayer without requiring the taxpayer to file a refund claim. The Department does not have

to pay interest on credits or refunds if it applies the amount to a tax interception program, to an estimated payment, or to offset prior liabilities of the taxpayer.

Awarding of Costs and Fees:

If you prevail in an administrative or court proceeding brought by you or against you after July 1, 2003, under the Tax Administration Act, you may be entitled to a judgment or a settlement for reasonable administrative costs connected to the action.

Penalty:

The Department may not assess penalty against you if you fail to pay tax when due because of a mistake of law made in good faith and on reasonable grounds. If the Secretary determines that it is unfair to hold a spouse or former spouse liable for payment of unpaid taxes, the Secretary may decline to take action against the spouse or former spouse of the person who actually owes the tax. In extreme cases of delinquency under Section 7-1-53 NMSA 1978 the Department may enjoin a taxpayer from continuing in business after a hearing and until the delinquency is cleared.

How To Check the Status of Your Refund

To obtain the status of your refund you may:

- Go to the Department website at www.tax.newmexico.gov and click on "Where is my refund?" You will need your SSN or ITIN, and the refund amount to see the status.
- You may also log in to your Taxpayer Access Point (TAP) account to get more information.

When to Call

If you don't see the status of your refund using these methods, refer to the processing times below:

- Electronically filed returns are generally processed within 8 to 12 weeks or less.
- Paper returns or applications for a tax refund are generally processed within 12 weeks but can take longer.
- Please allow 12 weeks from the submission date before calling the Department.

If sufficient time has passed for your refund to be processed, and you are still not able to review the status of your refund, contact us at (866) 285-2996.

Note: The New Mexico Taxation and Revenue Department has substantially increased its enforcement efforts to combat IDENTITY THEFT and REFUND FRAUD. This enhanced review process could increase the time it takes to process your tax refund, and additional documentation may be required from you to verify your refund claim.

What You Need

When you call or visit us on the web, make sure to have a copy of your tax return and related information.

INSTRUCTIONS FOR 2025 PIT-ADJ

SCHEDULE OF ADDITIONS, DEDUCTIONS, AND EXEMPTIONS

GENERAL INFORMATION

If either of the following apply to you, complete PIT-ADJ:

- You are required to make certain additions to your federal adjusted gross income.
- You are eligible to take certain deductions and exemptions from your federal adjusted gross income.

The PIT-ADJ is required for you to claim certain additions, deductions, or exemptions. This schedule shows your total additions (line 6) and your total deductions and exemptions (line 28).

Enter these totals on your PIT-1 Return to calculate your New Mexico taxable income. After completing PIT-ADJ, attach it to your PIT-1 Return.

If the additions, deductions, or exemptions on this schedule do not apply to you, **DO NOT** complete this schedule and do not attach it to the PIT-1 return.

IMPORTANT: Do not add any amounts to Schedule PIT-ADJ that are not listed on this schedule. If an item is not listed, it is not a valid New Mexico addition, exemption, or deduction for this schedule. Do not submit a statement instead of this schedule. The Taxation and Revenue Department does not accept statements instead of the Schedule PIT-ADJ.

Preparing Your Schedule PIT-ADJ

Complete your PIT-1 and then follow these steps to prepare and complete Schedule PIT-ADJ.

1. In the PIT-1 instructions, read "Important Guidelines" on page PIT-1-21. This section gives helpful guidelines for completing schedules and forms.
2. Make sure you have all necessary records, approvals, and certifications for the PIT-ADJ.
3. On the 2025 Schedule PIT-ADJ, enter the primary taxpayer's name and social security number from lines 1a and 1b of your PIT-1 return. Make sure the name and number are correct and readable.
4. Using the detailed instructions for each line on the next pages, complete the 2025 Schedule PIT-ADJ.
5. Double-check the figures on your 2025 Schedule PIT-ADJ. Be sure your arithmetic is correct and make sure all entries are complete and correct.
6. If line 12 is applicable, make sure you correctly marked the boxes.
7. Transfer the total on line 6 of this schedule to PIT-1, line 11.
8. Transfer the total on line 28 of this schedule to PIT-1, line 15.
9. Attach your completed PIT-ADJ, along with any other required attachments to your PIT-1 return. For other possible attachments, look for **Attach** headings in the instructions for lines 7, 8, 10, 12, 18, and 20.

Detailed Instructions For Each Line

LINE 1. Interest and dividend income from federal tax-exempt bonds

Enter your interest and dividend income from all state and municipal bonds excluded from your federal adjusted gross income. This includes all federally tax-exempt interest and dividends reported on federal Form 1040 or 1040SR from state and municipal obligations.

NOTE: Use line 7 of PIT-ADJ to claim the deduction for interest and dividends of obligations exempt from New Mexico taxable income.

LINE 2. Federal net operating loss carryover

A positive number is required on this line. From federal Schedule 1, line 8 (**Other income**), enter the amount of any federal net operating loss carryforward or carryback.

By making this entry, you are adding the federal net operating loss taken on your federal return to the income you reported on PIT-1, line 9.

The rules for applying a net operating loss deduction to New Mexico taxable income are different from federal rules. To compute the New Mexico net operating loss carryforward, see line 8 later in these instructions.

LINE 3. Contributions refunded when closing a New Mexico-approved Section 529 education savings plan account and certain contributions rolled out of a New Mexico-approved Section 529 education savings plan account

Enter the amount of qualified contributions refunded to you or rolled over during the tax year from a New Mexico-approved Section 529 education savings plan account only if the contributions were deducted on an earlier New Mexico personal income tax return and if any of the following are true:

- You closed a New Mexico-approved Section 529 education savings plan account, and received a refund of the contributions. In this case, enter the amount of contributions refunded.
- You rolled over contributions from a New Mexico-approved Section 529 education savings plan account to a non-New Mexico-approved Section 529 education savings plan account. In this case, enter the amount of those contributions.

Do not include:

- Earnings refunded to the investor.
- Earnings rolled over from a New Mexico-approved Section 529 education savings plan account to a non-New Mexico-approved Section 529 education savings plan.
- Qualified distributions from the Section 529 education savings plan account.

For more information, see Quick Guide 6, *New Mexico Income Tax and Your Education Trust (529) Plan* on the Department's website.

LINE 4. Charitable deduction amount claimed on federal Schedule A, Line 12, for a donation of land to private non-profit or public conservation agencies for conservation purposes from which you were allowed the New Mexico Land Conservation Tax Credit

If **both** of the following are true, you must add back the charitable deduction amount included in the itemized deductions claimed on your federal Schedule A:

- You donated land to private nonprofit or public conservation agencies for conservation purposes from which you claimed a New Mexico **land conservation incentives tax credit**.
- You claimed a charitable deduction for the same contribution in the federal itemized deductions on your federal personal income tax return.

If both are true, enter the charitable deduction amount claimed on federal Schedule A, from which you were allowed the New Mexico land conservation tax credit.

LINE 5. Amount of withholding tax paid by a Pass-Through-Entity on distributed net income Enter the amount of tax paid by a Pass-Through-Entity on distributed net income, as reported in Box 2 of the RPD-41359, *Annual Statement of Pass-Through Entity Withholding*.

LINE 6. TOTAL ADDITIONS

Add lines 1 through 5. Enter on this line and also enter on Form PIT-1, line 11.

Deductions And Exemptions From Federal Adjusted Gross Income

LINE 7. New Mexico tax-exempt interest and dividends
Enter the total interest or dividend income you received from the following investments:

- State and local bonds exempt from New Mexico taxable income, including the State of New Mexico or its agencies, institutions, instrumentalities, or political subdivisions;
- Obligations of the Commonwealth of Puerto Rico, Guam, Virgin Islands, American Samoa, or Northern Mariana Islands;
- Federally taxable bonds issued by the State of New Mexico; **and**
- Mutual funds, unit investment trusts, or simple trusts invested in obligations of the State of New Mexico or its agencies, institutions, instrumentalities, or political subdivisions, or from the Commonwealth of Puerto Rico, Guam, Virgin Islands, American Samoa, or Northern Mariana Islands.

You may deduct only the amount shown on the annual statement provided by the mutual fund, unit investment trust, or simple trust as flowing through to the investor from this investment income.

NOTE: You may not deduct interest and dividends from IRAs. IRAs invested in obligations of the State of New Mexico or its agencies, institutions, instrumentalities, or political subdivisions, or from the Commonwealth of Puerto Rico, Guam, Virgin Islands, American Samoa, or Northern Mariana Islands do not qualify as a simple trust.

Attach An Explanation

If the amount on line 7 is more than the amount on line 1, attach an explanation to your return.

LINE 8. New Mexico net operating loss carryforward

If you have an unused New Mexico net operating loss carryforward from a previous year, enter the carryforward amount to apply against New Mexico taxable income for 2025.

All New Mexico net operating losses must flow from a federal net operating loss. You cannot have a New Mexico net operating loss without a federal net operating loss.

Unlike a federal net operating loss carryforward, a New Mexico net operating loss incurred cannot be carried back and if incurred on or after January 1, 2013, may be carried forward for 19 years or until the total amount of the loss carryover has been used, whichever occurs first. For a net operating loss that was incurred in tax years beginning before January 1, 2013, a New Mexico net operating loss may be carried forward for only five years. Refer to regulation 3.3.1.13(E) NMAC 1978, if the net operating loss was incurred in a tax year beginning prior to January 1, 1991.

The first year you can apply a New Mexico net operating loss is:

- If you filed your return on time, you can apply it the following tax year, **or**
- You can apply it the first tax year that begins after the date you file a return establishing the loss.

Calculation

To calculate the carryforward amount from a New Mexico net operating loss recognized in a previous year, follow these steps:

1. Add the next two amounts.
 - The federal net operating loss as defined by Section 172(c) of the Internal Revenue Service for the tax year of the loss.
 - Any interest received on U.S. government obligations less related expenses reported on your New Mexico tax return for the tax year of the loss.
2. From the total in step 1, subtract any loss used in earlier tax years.

Attach Form RPD-41369

To show the tax year when each New Mexico net operating loss occurred and how the loss was used for each tax year, for which the loss was carried forward, attach to your return Form RPD-41369, *Net Operating Loss Carryforward Schedule*. Failure to attach this form will result in the New Mexico net operating loss being disallowed, the form is required to support the New Mexico net operating loss.

LINE 9. Interest received on U.S. government obligations

Enter the interest you received from U.S. government obligations, including any of the following:

- U.S. savings bonds
- Treasury bills
- Notes issued by the Federal Home Loan Banks (do not include dividends)
- U.S. government obligations from your share of income from partnerships, S corporations, or limited liability companies, or a distribution from a unit investment or simple trust

Deduct Dividends

You may deduct dividends from mutual funds invested in U.S. government obligations according to the percentage of the total fund invested in U.S. government obligations.

To deduct these dividends, the fund must give investors statements showing the amount of interest income from investments in U.S. government obligations.

Do Not Deduct As Interest

Interest from the Government National Mortgage Association (Ginnie Mae), Federal National Mortgage Association (Fannie Mae), or Federal National Home Loan Mortgage Association (Freddie Mac), is not deductible as interest on U.S. government obligations.

LINE 10. Railroad Retirement Act annuities and benefits, and Railroad Unemployment Insurance Act sick pay

If your Railroad Retirement Act annuities and benefits, or your Railroad Unemployment Insurance Act sick pay were part of your federal taxable income, enter the total of those amounts. These types of income are exempt from state income taxes.

Attach Forms RRB-1099 and RRB-1099-R

You may receive one or both of these forms from the Railroad Retirement Board. Attach the form(s) you receive to your return.

LINES 11, 11a, and 11b. Income of a member of a New Mexico federally-recognized Indian nation, tribe, or pueblo that was earned within the boundaries of the reservation or pueblo grant or within the boundaries of land defined as "Indian country" of which the individual is an enrolled member while domiciled within the boundaries of the reservation or pueblo grant or within the boundaries of land defined as "Indian country"

If you are an enrolled member of a New Mexico federally-recognized Indian nation, tribe, or pueblo, your income is exempt from federal adjusted gross income if you meet the following two conditions:

- You were domiciled within the boundaries of the reservation or pueblo grant or within the boundaries of land defined as "Indian country" of membership when you earned the income, **and**
- You earned the income within the boundaries of the reservation or pueblo grant or within the boundaries of land defined as "Indian country".

If you are the spouse of an enrolled member who is domiciled and works within the boundaries of the reservation or pueblo grant or within the boundaries of land defined as "Indian country" of the spouse's New Mexico federally recognized nation, tribe, or pueblo, your income **is** taxable unless you are also a member of a New Mexico federally recognized Indian nation, tribe, band or pueblo.

IMPORTANT: Income (including retirement or pension income) earned **outside** the boundaries of the reservation or pueblo grant or outside the boundaries of land defined as "Indian country" of your own or your spouse's New Mexico federally recognized Indian nation, tribe, or pueblo is subject to New Mexico income tax no matter where you live.

When Armed Forces Pay and Retirement or Pension Income is Exempt. Armed forces pay of an enrolled member of a New Mexico federally recognized Indian nation, tribe, or pueblo is exempt only for times when the home of record and domicile is within the boundaries of the reservation or pueblo grant or within the boundaries of land defined as "Indian country" of the member's own New Mexico federally recognized Indian nation, tribe, or pueblo.

Retirement or pension income is exempt when the retirement or pension is the result of employment **within** the boundaries of the reservation or pueblo grant or within the boundaries of land defined as "Indian country" of the member's or spouse's New Mexico federally recognized Indian nation, tribe, or pueblo.

- **Line 11**, enter the amount of qualifying income.
- **Line 11a**, enter the name of your New Mexico federally recognized Indian nation, tribe, or pueblo.
- **Line 11b**, if applicable, list the name of your spouse's New Mexico federally recognized Indian nation, tribe, or pueblo.

NOTE FOR LINES 11 AND 12: You may not claim combined exemptions and deductions for more than 100% of income. If you claim rebates and credits on PIT-RC, you must also include amounts exempted or deducted on PIT-ADJ, lines 11 and 12 as income when calculating modified gross income.

For more information, see the instructions for PIT-RC.

LINE 12 and BOXES 12a and 12b. Income of persons age 100 years or older

To qualify for this income exemption both of the following must be true:

- The taxpayer or spouse must be 100 years or older (a centenarian) at the end of the tax year for which you claim the exemption.
- Someone else cannot claim the centenarian as a dependent.

If you qualify, mark the box or boxes on lines 12a and 12b.

IMPORTANT: If you do not mark the box or boxes, the Department denies this exemption.

See the previous **NOTE FOR LINES 11 AND 12**.

Unmarried Centenarians. If you are an unmarried centenarian, you do not need to file a return unless you want to claim rebates and credits available for low income filers.

Married Centenarians. New Mexico is a community property state, and rules are different for married centenarians.

If you are a married centenarian filing jointly or separately, you may exempt **half** of all community income and **all** of your separate income.

Attach A Statement

If you report an exemption for more or less than 50% of total joint income, attach a statement to your return showing a correct division of community property along with separate income and payments.

Not allowed are combined exemptions and deductions for more than 100% of income.

IMPORTANT: If you claim rebates and credits on Schedule PIT-RC, include this exempt income in calculating modified gross income on that schedule. See the instructions for Schedule PIT-RC.

For more information, see Quick Guide 12 – *New Mexico Exempts 100(+) Year Olds From Personal Income Tax*, at <https://www.tax.newmexico.gov/forms-publications/>. Select Quick Guides from the Publications folder to access Quick Guide 12.

You may not claim the centenarian exemption AND the deduction for 65 and older or blind.

LINE 13. Exemption for persons age 65 or older, or blind

You may be eligible for an exemption of up to \$8,000 based on your filing status and your federal adjusted gross income from PIT-1, line 9, if:

- You are 65 or older, **or**
- You are not yet 65, but considered blind for federal income tax purposes.

Find the column in Table 1 that matches your filing status. Then find the row that includes your federal adjusted gross income. Read across to the last column for the exemption amount.

When both persons in a married couple are either 65 or older **or** blind on the last day of the tax year, the amount in the table applies to **each** taxpayer on a joint return.

Mark Correct Boxes on PIT-1 Return If you or your spouse are 65 years of age or older, on page 1 of PIT-1 mark boxes **1d** and **2d**. If you or your spouse are blind for federal income tax purposes, mark boxes **1c** and **2c**. If the boxes are not marked correctly, the Department denies this exemption on the Schedule PIT-ADJ.

The Department at some time may request proof that you or, if applicable, your spouse are blind for federal purposes. Do not attach the proof to your return.

NOTE: The Department allows only one deduction per person. You cannot take deductions for being both 65 or older **and** blind.

EXAMPLE: A married couple files jointly and both people are 65 or older. Their federal adjusted gross income is \$35,000. According to Table 1, the exemption amount is \$12,000 or \$6,000 x 2.

If the same couple is also blind, the exemption is still \$12,000.

EXAMPLE: A married couple files jointly. The primary taxpayer is 65 and the spouse is 45 and blind. Their federal adjusted gross income is \$28,000. According to Table 1, the exemption is \$16,000 or \$8,000 x 2.

LINE 14. Exemption for New Mexico Medical Care Savings Account

If you or your spouse are enrolled in a New Mexico Medical Care Savings Account (NMMSA) established by an employer, and during 2025 you made or received contributions to the account or made or received distributions from the account, you may be entitled to claim a New Mexico medical care savings account exemption.

An NMMSA is a tax-exempt trust or custodial account set up by a self-employed individual or a small employer who maintains a high-deductible individual or family health plan. The funds from the NMMSA are used to pay the employee's unreimbursed medical care expenses. To qualify for the exemption, the qualified contributions or distributions must be included in your federal taxable income.

When You Can Claim This Exemption

If the following are included in your federal adjusted gross income, they are exempt from New Mexico income tax and reported on line 14:

- Principal contributed to an NMMSA
- Interest earned on an NMMSA
- Money paid for eligible medical expenses from funds in an NMMSA
- Money advanced to the employee by the employer for eligible medical expenses, according to the Medical Care Savings Account Act

Do not include excess contributions, unqualified distributions, or money rolled over into another NMMSA.

When You Cannot Claim This Exemption

Generally, qualified contributions and earnings are excluded, exempted, or deducted from federal adjusted gross income and distributions paid for eligible medical expenses are excluded, exempted, or deducted from federal taxable income. If your qualified contribution or distribution is excluded, exempted, or deducted from federal taxable income, you may

TABLE 1. Exemptions for Persons 65 or Older or Blind (see line 13 instructions)

Married Filing Jointly, Head of Household, Surviving Spouse	Single	Married Filing Separately	Amount for each taxpayer 65 or older, or blind, for federal income tax purposes
Adjusted Gross Income PIT-1 Return, Line 9	Adjusted Gross Income PIT-1 Return, Line 9	Adjusted Gross Income PIT-1 Return, Line 9	
<u>But not Over</u>	<u>But not Over</u>	<u>But not Over</u>	
\$ 0	\$ 0	\$ 0	-----\$ 8,000
30,001	18,001	15,001	----- 7,000
33,001	19,501	16,501	----- 6,000
36,001	21,001	18,001	----- 5,000
39,001	22,501	19,501	----- 4,000
42,001	24,001	21,001	----- 3,000
45,001	25,501	22,501	----- 2,000
48,001	27,001	24,001	----- 1,000
51,001	28,501	25,501	----- 0

not claim the exemption from New Mexico taxable income.

LINE 15. Deduction for contributions to a New Mexico-approved Section 529 education savings plan

The New Mexico Education Trust Fund is an account in one of the New Mexico-approved Section 529 education savings plans.

You can deduct contributions you made to the fund during the tax year for each beneficiary. Contributions include the principal and earnings of amounts rolled over to a New Mexico-approved Section 529 education savings plan account from a non-New Mexico-approved Section 529 education savings plan.

A taxpayer and spouse who file separate returns (filing status is married filing separately) may each claim one-half of the deduction allowed on a joint return.

NOTE: You may only deduct contributions to a Section 529 plan established and approved by the New Mexico Education Trust Board. See Quick Guide 6, *New Mexico Income Tax and Your Education Trust (529) Plan*, on the Department's website.

LINE 16. Net capital gains deduction

You may deduct all or part of your net capital gains reported and claimed on your federal tax return. You may deduct the greater of:

- 100% of your net capital gains, not to exceed \$2,500; or
- 40% of up to \$1,000,000 of your net capital gain income from the sale of a business that is allocated or apportioned to New Mexico pursuant to Section 7-2-11 NMSA 1978 for the taxable year for which the deduction is being claimed.

For purposes of this deduction, "net capital gains" are defined by Section 1222(11) of the Internal Revenue Code as the excess of net long-term capital gains over short-term capital losses for the tax year. "Net capital gains" do not include short-term capital gains."

A taxpayer and spouse who file separate returns (filing status

is married filing separately) may each claim only one-half of the net capital gains deduction allowed on a joint return.

LINE 17. Active duty pay for United States armed forces.

This exemption is for salary paid by the United States to members of the armed forces including the Army, Navy, Air Force, Marine Corps, and Coast Guard. "Active duty," as defined in 37 USC 101, means full-time duty in active service. It includes the following:

- Full-time training duty
- Annual training duty
- Full-time National Guard duty
- Attendance, while in active service, at a school designated as a service school by law or by the Secretary of the service

If pay, wages, or salaries paid to you or your spouse for U.S. Armed Forces active duty service was included in your federal adjusted gross income on your PIT-1 return, line 9, enter the amount here.

This exemption applies to residents and to non-residents of New Mexico.

NOTE: If you received active duty pay from the U.S. Public Health Service (USPHS), do not enter the income on this line. See the instructions for line 22.

Income Inside and Outside the State

If you have income from inside and outside New Mexico, also see the instructions for 2025 Schedule PIT-B, lines 1 and 11.

LINE 18. Medical care expense exemption for persons age 65 years or older

If you or your spouse are 65 years of age or older, and you paid unreimbursed and uncompensated medical care expenses of \$28,000 or more during tax year 2025, you may be eligible to claim an exemption of \$3,000.

If you meet the following qualifications and your expenses are allowed (see the next paragraph), enter \$3,000 on line 18 to claim the exemption:

- This exemption is for medical care expenses for the care

of any combination of you, your spouse, or your dependents.

- The exemption is allowed for out-of-state residents with an income tax responsibility to New Mexico.

Types of Medical Expenses Allowed

The following definitions apply for purposes of this deduction:

1. "Health care facility" means a hospital, outpatient facility, diagnostic and treatment center, rehabilitation center, free-standing hospice, physician's office, or other similar facility, regardless of location, where medical care is provided and which is licensed by any governmental entity;
2. "Medical care" means the diagnosis, cure, mitigation, treatment or prevention of disease, or care for the purpose of affecting any structure or function of the body;
3. "Medical care expenses" means amounts paid for:

a. The diagnosis, cure, mitigation, treatment or prevention of disease, or care for the purpose of affecting any structure or function of the body, if **provided by a physician or in a health care facility**. Cosmetic surgery is not eligible;

b. Prescribed drugs or insulin, and oxygen. A "prescribed drug" is a drug or biologically active substance for use in or on humans that requires a prescription or administration by a person licensed to do so. Costs for over-the-counter drugs are not eligible. Prescribed drugs for animals are not eligible;

c. Qualified long-term care services as defined in Section 7702B (c) of the Internal Revenue Code;

d. Insurance covering medical care, including amounts you paid as premiums under part B of Title XVIII of the Social Security Act (Medicare) or for a qualified long-term care insurance contract defined in Section 7702B (b) of the Internal Revenue Code, if the insurance or other amount is income for the tax year;

e. Nursing services, regardless of where the services are rendered, if provided by a practical nurse or a professional nurse licensed to practice in the state according to the Nursing Practice Act;

f. Specialized treatment or the use of special therapeutic devices if a physician prescribes the treatment or device, and the patient can show that the expense was incurred primarily for the prevention or alleviation of a physical or mental defect or illness. "Special therapeutic devices" include corrective eyeglasses, contact lenses and hearing aids prescribed by a physician. However, expenses for guide dogs are excluded;

g. Care in an institution other than a hospital, such as a sanitarium or rest home, if the principal reason for the presence of the person in the institution is to receive the medical care available. If the meals and lodging are a necessary part of such care, the cost of the meals and lodging are "medical care expenses";

4. "Physician" means a medical doctor, osteopathic physi-

cian, dentist, podiatrist, chiropractic physician or psychologist licensed or certified to practice in New Mexico.

You may include unreimbursed and uncompensated medical care expenses included in the itemized deductions on federal Schedule A.

The unreimbursed and uncompensated medical care expenses used to compute this exemption include all qualified expenses used to calculate the refundable medical care credit for persons 65 or older reported on Schedule PIT-RC, line 23.

Keep Documentation of Expenses

Keep full documentation of all medical care expenses for which you claim a deduction. Receipts are necessary if you are selected for audit or verification of deductions claimed.

IMPORTANT: Do not send your documentation with your tax return.

Attach PIT-RC

If you are eligible to claim this exemption, you are also eligible to claim the refundable medical care credit for persons 65 years or older reported on Schedule PIT-RC, line 23. This gives you an additional tax benefit. To claim that tax credit, complete and attach Schedule PIT-RC to your return.

LINE 19. Deduction for organ donation-related expenses

Enter any human organ donation-related expenses, including lost wages, lodging expenses, and travel expenses for you or your dependent, not to exceed \$10,000. The expenses must have been incurred during the tax year by you or your dependent as a result of the donation of a human organ to another person.

Definition of Human Organs

"Human organs" means: all or part of a heart, liver, pancreas, kidney, intestine, lung, or bone marrow.

A taxpayer and spouse who file separate returns (filing status is married filing separately) may each claim only one-half of the deduction (or exemption) allowed on a joint return.

LINE 20. New Mexico National Guard member life insurance reimbursements tax exemption

If you receive a reimbursement from the National Guard Service Member's Life Insurance Reimbursement Fund, you may claim a personal income tax exemption in the amount of the reimbursement.

The New Mexico Office of Military Affairs issues the reimbursement and sends each recipient a Form 1099-MISC for the reimbursement.

Attach Form 1099-MISC

If you claim a New Mexico National Guard member life insurance reimbursements tax exemption, attach Form 1099-MISC to your return to support your exemption.

LINE 21. Taxable refunds, credits, or offsets of state and local income taxes from federal Schedule 1, line 1. For tax years beginning on or after January 1, 2011, a deduction is allowed for the amount you entered on the current year federal Schedule 1, line 1, for **Taxable refunds, credits or offsets of state and local income taxes.**

To qualify, you must have itemized your deductions and included these refunds, credits, or offsets in adjusted gross income on a prior year federal Schedule A. You are required to report the taxable refunds credits or offsets of state and local income taxes on your 2025 federal Schedule 1.

LINE 22. Non-resident U.S. Public Health Service members’ active duty pay

Enter the amount of income earned in New Mexico for active duty in the USPHS only if you are a non-resident of New Mexico. If you changed residency or domicile to or from New Mexico during the tax year, enter only the pay you earned while you were a non-resident of New Mexico. This exemption applies only to non-residents of New Mexico.

Income Inside and Outside the State

If you have income from inside and outside New Mexico, also see the instructions for 2025 Schedule PIT-B, lines 1 and 11.

The spouse who moves to New Mexico for the sole purpose of being with their spouse, who is on active duty with the U.S. Public Health Service, may be eligible to allocate and apportion their income from services performed to their state of domicile. In the instructions for PIT-B, see *Income and Residency of Military Servicemember’s Spouse*.

LINE 23. Liquor license lessor deduction.

Enter the amount of deduction from net income for which you qualify, not to exceed \$50,000.

To qualify, a taxpayer who is a liquor license lessor and who held the license on June 30, 2021 may claim a deduction from net income in an amount equal to the gross receipts from sales of alcoholic beverages made by each liquor license lessee in an amount, if the liquor license is a dispenser’s license and sales of alcoholic beverages for consumption off premises are less than fifty percent of total alcoholic beverage sales, not to exceed fifty thousand dollars (\$50,000) for each of four taxable years prior to January 1, 2026.

A taxpayer and spouse who file separate returns (filing status is married filing separately) may each claim only one-half of the deduction allowed on a joint return. Deduction amount not to exceed twenty-five thousand dollars (\$25,000).

A taxpayer with ownership interest in a business, taxed for federal income tax purposes as a partnership or limited liability company which meets the requirements of this deduction, may claim a portion of the credit not to exceed the amount allowed had the deduction been claimed by a sole owner. Combined deduction amount not to exceed fifty-thousand dollars (\$50,000).

LINE 24. Exemption for armed forces retirement pay. Enter the amount of deduction from net income for which you qualify.

To qualify for this exemption, the taxpayer must be an armed forces retiree or the surviving spouse of an armed forces retiree. Each qualifying armed forces retiree or surviving spouse of an armed forces retiree may claim an exemption in an amount equal to \$30,000 of armed forces retirement pay includable, except for this exemption, in net income.

If you are married filing jointly and both spouses qualify, each qualifying armed forces retiree may claim an exemption in an amount equal to \$30,000 of armed forces retirement pay includable, except for this exemption, in net income.

“Armed forces retiree” means a former member of the armed forces of the United States who has qualified by years of service or disability to separate from military service with lifetime benefits.

LINE 25. Exemption for social security income.

If your federal Adjusted Gross Income (AGI) does not exceed the maximum for your filing status, as listed in Table 2 (below), enter the amount of social security income included in your AGI.

Table 2. AGI Threshold for Social Security Income Exemption	
Filing Status	AGI
Single	\$100,000
Married Filing Separate	\$75,000
Married Filing Joint, Head of Household, and Surviving Spouse	\$150,000

Example 1. Taxpayer A is filing single and has an AGI of \$99,500 which includes taxable social security income of \$60,000. The taxpayer is able to claim an exemption for the \$60,000 of social security income included in their AGI since their AGI is not above \$100,000.

Example 2. Taxpayer B is filing single and has an AGI of \$150,000 which includes taxable social security income of \$60,000. No part of the taxpayer’s social security income qualifies for the social security income exemption because their AGI is over the \$100,000 maximum for their filing status.

LINE 26. Deduction for certain expenses related to a New Mexico licensed cannabis business

Enter the amount equal to any expenditure that is eligible to be claimed as a federal income tax deduction but is disallowed by Section 280E of the Internal Revenue Code, as that section may be amended or renumbered.

LINE 27. Deduction for school supplies purchased by a public school teacher.

Enter the amount of deduction from net income for which you qualify, from the Table 3.

Table 3. Cost of school supplies purchased	
Tax Year	Allowed deduction per qualified individual
2024	\$500
2025	\$1,000
2026	\$1,000
2027	\$1,000
2028	\$1,000

To qualify for this exemption, the taxpayer must be a public school teacher purchasing school supplies. Each qualifying public school teacher purchasing school supplies is entitled to claim a deduction in the above amount against their net income.

Public school teacher means a person who is licensed as a teacher pursuant to the Public School Code and who teaches at a public school, as that term is defined in the Public School Code

School supplies means items purchased by a public school teacher and used by the students of the teacher in the teacher's classroom for educational purposes, including notebooks, paper, writing instruments, crayons, art supplies, rulers, maps and globes, but **not** including computers or other similar digital devices, watches, radios, digital music players, headphones, sporting equipment, portable or desktop telephones, cellular telephones or other electronic communication devices, copiers, office equipment, furniture or fixtures.

LINE 28. TOTAL DEDUCTIONS AND EXEMPTIONS

Add lines 7 through 27. Enter on this line and on Form PIT-1, line 15.

The Department encourages all taxpayers to file online. Electronic filing is fast and secure. It provides the fastest turnaround for a refund and saves tax dollars, costing less to process than a paper return.
File for free today by visiting: <https://tap.state.nm.us>

INSTRUCTIONS FOR 2025 PIT-RC

NEW MEXICO REBATE AND CREDIT SCHEDULE

GENERAL INFORMATION

You can find general information about Form PIT-RC, *New Mexico Rebate and Credit Schedule*, starting on this page.

The instructions later in this document provide additional, specific eligibility requirements for each rebate and credit. Instructions are given for lines when additional guidance is helpful or if the item is unique to New Mexico.

SECTIONS 1 TO 5

To claim any of the rebates or credits on the PIT-RC you must answer the questions in Section 1.

Basic Qualifications

To claim any refundable rebates and credits on the PIT-RC you may need to meet one or more of these qualifications:

- You must have been a resident of New Mexico during the tax year.
- You must have been physically present in New Mexico for at least six months during the tax year (except to claim the child day care credit).
- You were not eligible to be claimed as a dependent of another taxpayer for the tax year.
- You were not an inmate of a public institution for more than six months of the tax year.

For applicability, see each rebate or credit instructions on the following pages.

Allowable Household Members and Extra Exemptions, Lines 1 to 3

To claim the Section 2, Low Income Comprehensive Tax Rebate, you must calculate total allowable household members and extra exemptions. In Section 1, complete lines 1 to 3 to calculate the total so you can claim this rebate.

NOTE: New Mexico uses the same definitions and qualifications as the Internal Revenue Service (IRS) to determine if someone is your dependent. For dependent definitions and qualifications, see federal Form 1040 or 1040SR instructions.

Modified Gross Income, Line 12

Eligibility for all rebates and credits in Sections 2 through 5 depends on Modified Gross Income, line 12.

Modified gross income is different from federal adjusted gross income, federal taxable income, or New Mexico taxable income. For details, see “*What is Modified Gross Income?*” on page RC-3.

SECTION 6: REFUNDABLE TAX CREDITS

For details about Section 6, see “SECTION 6” on page RC-9, and the instructions for lines 23 through 25 later in this document.

SECTION 7: TOTAL REBATES AND CREDITS CLAIMED

All claimants must complete line 26.

PREPARING YOUR SCHEDULE PIT-RC

Follow these steps to prepare and complete Schedule PIT-RC:

1. Prepare your federal return. Even if you are not required to file a federal return, it is easier to complete the PIT-RC after you fill out a sample federal return.
2. In the PIT-1 instructions, read “What To Do Next” on page PIT-1-21.
3. Refer to the table “To claim the following rebates and credits” on page RC-2 to find the information you need to support the rebates and credits you can claim.
4. Complete PIT-RC by using the instructions starting with “SECTION 1” on page RC-2.
5. Check these entries on your PIT-RC:
 - Make sure your arithmetic is correct.
 - When required, make sure you limited your calculations to the maximum amount allowed for the rebate or credit.
 - On pages 1 and 2, make sure your name and social security number are correct, as shown on your drivers license or identification card.
 - If you are claiming one or more rebates and credits make sure Section 1 is complete and that you answered all required questions.

Modified Gross Income Limitations for 2025

If your modified gross income is: You may qualify for:

- \$36,000** or less Low Income Comprehensive Tax Rebate (Section 2)
- \$16,000** or less Property Tax Rebate, if you are 65 or older (Section 3)
- \$30,160** or less New Mexico Child Day Care Credit (Section 5)

**Los Alamos County, Santa Fe County, Doña Ana County,
or Bernalillo County Residents Only**

- \$24,000** or less Low Income Property Tax Rebate (Section 4)

Refundable Tax Credits in Section 6

- Refundable medical care credit for persons age 65 or older
- Special needs adopted child tax credit
- Child Income Tax Credit

- If you claim the additional low income property tax rebate for Los Alamos County, Santa Fe County, or Doña Ana County residents in Section 4, make sure you mark the box indicating the county where you reside.
6. Transfer the amount on line 26 to your PIT-1, line 24. Make sure you copy the amount correctly.
 7. Submit the PIT-RC and other required documents with your PIT-1.

TOP OF PAGE 1

Enter the primary taxpayer's name and social security number exactly as they appear on your PIT-1 return.

If you are claiming rebates and credits complete all of Section 1 to avoid denial of the rebate or credit.

SECTION 1

Qualifications for Credits and Rebates

If statement A, B, C, or D is true for you, mark the **TAXPAYER** box(es). If you are married filing jointly, mark the true statements in the **SPOUSE** box(es). If you are not married, leave those boxes blank. If a statement is false, leave the box blank.

Statement A. If you were a resident of New Mexico during

any part of the tax year, mark the box. If married filing jointly and if both spouses were residents of New Mexico during the tax year, mark both boxes.

Statement B. If you were physically present in New Mexico for at least six months during 2025, mark the box. If married filing jointly and if both spouses were physically present in New Mexico for at least six months during 2025, mark both boxes.

Statement C. If you were **not** a dependent, or if you do **not** qualify as a dependent of another person for federal income tax purposes, mark the box. If you are married filing jointly and if both spouses were **not** eligible to be claimed as a dependent of another taxpayer for income tax purposes in 2025, mark both boxes.

Whether or not you were actually claimed as a dependent on another person's federal return, you qualify as a dependent. If you are a dependent with a spouse who was not a dependent of another taxpayer, your spouse may still qualify to claim rebates or credits.

Statement D. If you were **not** an inmate of a public institution for more than six months in 2025, mark the box. If married filing jointly and if both spouses were **not** inmates of a public

If you received any of the following in 2025	You need
Salary or wages	All 2025 wage and tax statements
An annuity, pension, retirement pay, IRA distributions, Railroad Retirement or sick pay, or social security benefits	Federal Form(s) 1099-R, RRB-1099, and SSA-1099
Gambling or lottery winnings	Records of the amounts and, if issued to you, Form W-2G
Public assistance from Temporary Assistance to Needy Families (TANF), New Mexico Works Act or similar program, welfare benefits, or Supplemental Security Income (SSI)	Records of the amounts you received
Any other income—whether or not taxable—such as an insurance settlement, a scholarship or grant, VA benefits, income from an inheritance or trust, gifts of cash or marketable property, alimony, or child support	Records of the amounts you received
To claim the following rebates and credits	You need
Low Income Property Tax Rebate for Los Alamos County, Santa Fe County, Doña Ana County, or Bernalillo County Residents	Records of property tax billed for 2025 on your principal place of residence in Los Alamos County, Santa Fe County, Doña Ana County, or Bernalillo County.
Property Tax Rebate For Persons 65 or Older	Records of the property tax billed for 2025 or rent paid on your principal place of residence.
New Mexico Child Day Care Credit	<i>Child Day Care Credit Worksheet</i> and Form PIT-CG, <i>New Mexico Caregiver's Statement</i> , from each person who provided child day care during 2025.
Refundable Medical Care Credit for Persons 65 or Older	Receipts and records of your qualifying expenses. See instructions for line 23.
Special Needs Adopted Child Tax Credit for a qualifying adopted child during the first year of your claim	Copy of certificate issued by Children, Youth, and Families Department or the licensed child placement agency for each child you adopted that year. See instructions for line 24.

institution for more than six months in 2025, mark both boxes.

If you were an inmate of a public institution for more than six months, you do not qualify for rebates or credits, and you do not qualify as a household member for purposes of rebates or credits. If you were an inmate and your spouse was not an inmate, your spouse may still qualify to claim rebates or credits.

LINES 1 TO 3

Calculate Allowable Household Members and Extra Exemptions

Use lines 1 to 3 to calculate household members and extra exemptions for Section 2 so that you can claim the low income comprehensive tax rebate.

LINE 1. Number of Exemptions

Enter the number of exemptions from PIT-1, line 5. This includes you, your spouse if filing a joint return, your qualifying dependents, and your qualifying other dependents as reported on your federal return.

LINES 2 and 3

Allowable Household Members and Extra Exemptions for Purposes of Claiming Low Income Comprehensive Tax Rebates

LINE 2a. Enter the number of household members who DO NOT qualify. If all household members qualify, leave this field blank.

Household members who do not qualify: You or your spouse must meet the general qualifications listed below, or all members of your household do not qualify. You or your spouse must:

- be a resident of New Mexico during the tax year;
- be physically present in New Mexico for at least six months during 2025;
- be neither eligible to be claimed, nor actually claimed, as a dependent of another taxpayer for 2025, and;
- not be an inmate of a public institution for more than six months during 2025.

If either you or your spouse meet the general qualifications, but not both, then the non-qualifying spouse is not eligible.

Dependents who are non-residents of New Mexico DO NOT qualify as a household member for purposes of claiming the Low Income Comprehensive Tax Rebate. Include nonresident dependents on line 2a of Schedule PIT-RC. Dependents who are residents of New Mexico, but are not physically present in New Mexico for six months, qualify as household members for purposes of claiming the Low-Income Comprehensive Tax Rebate.

Example 1. A married couple filing a joint return reports six exemptions (which includes their four children) on PIT-RC, line 1. One spouse lived out of state for seven months of the tax year, and the other spouse lived in New Mexico with their four children. Because the out-of-state spouse was not

physically present in New Mexico for at least six months, the couple makes these entries:

- Line 1 is 6.
- Line 2a is 1.

The allowable household members on line 2b is $6 - 1 = 5$.

These 5 exemptions are for the spouse who lives in New Mexico with the couple's four children. Five household members are allowed when claiming the low income comprehensive tax rebate.

If both taxpayers lived out of state for seven months, no household members qualify for the rebate as shown with these entries:

- Line 1 is 6.
- Line 2a is 6.
- Line 2b is 0.

The allowable household members on line 2b is $6 - 6 = 0$.

Example 2. The taxpayer qualifies for tax rebates, but has a dependent who is out of state temporarily to attend school. The dependent is still a resident of New Mexico. Although the dependent may be out of state for most of the year, the taxpayer may claim a rebate counting that dependent as a household member.

Example 3. If a citizen of another country is a resident of New Mexico, that person may claim the tax rebates. If the citizen's spouse, children, or other dependents are not residents of New Mexico, the citizen cannot claim a rebate based on exemptions for them.

LINE 2c. If you **or** your spouse (if filing a joint return), but not both, are blind as defined for federal income tax purposes, enter **1**.

If you **and** your spouse are blind as defined for federal income tax purposes, enter **2**.

LINES 2e and 2f. Additional special exemptions are available if **you or your spouse** (if filing a joint return) are age 65 or older on the last day of the tax year. Enter **2** on the lines that apply.

LINE 2h. Each exemption may be claimed only once. If you and your spouse are married filing separately, you must subtract the number of household members and extra exemptions your spouse claimed on the spouse's Schedule PIT-RC, line 2g.

LINE 3. Subtract line 2h from line 2g and enter the result on line 3.

LINES 4 TO 12


Calculate Modified Gross Income

Before you complete lines 4 to 12, read New Mexico's definition of modified gross income that follows.

2025 PIT-1
NEW MEXICO PERSONAL INCOME TAX RETURN

For the year January 1 - December 31, 2025

or fiscal year beginning F.1 ending F.2
If amending use Form 2025 PIT-X.



FOR DEPARTMENT USE ONLY

1a Print your name (first, middle, last) as it appears on your state-issued driver's license or ID.

1b SOCIAL SECURITY NUMBER

1c Blind or over 65

1d Residency status

1e Taxpayer's date of birth

1f

2a Print your spouse's name (first, middle, last). If married filing separately, include spouse.

2b

2c

2d

2e

2f Spouse's date of birth

3a ☐ If the address is new or changed, mark this box.

3b Mailing Address (Number and street)

3c City State Postal/ZIP Code

3d If foreign address, enter country Foreign province and/or state

4. If a deceased taxpayer's refund must be made payable to a person other than the taxpayer or spouse named on this return, enter below the name and social security number of that person. You must also attach Form RPD-41083.

If taxpayer or spouse died before this return is filed, enter date of death.

4a Claimant's Name

4b Claimant's SSN

4c Taxpayer's date of death

4d Spouse's date of death

5 ☐ **EXEMPTIONS:** Taxpayer, spouse, dependents, and other dependents reported on federal Form 1040. If you are a dependent or other dependent of another taxpayer, enter 00. (See instructions)

6a ☐ **EXTENSION OF TIME TO FILE:** If you have a federal or state extension, mark box 6a and enter the extension date in box 6b.

6b

Residency status:
For taxpayer and spouse (1e and 2e), enter:
R if Resident
N if Non-Resident
F if First-Year Resident
P if Part-Year Resident

8. DEPENDENTS AND OTHER DEPENDENTS. As listed on your federal return.
(You must report the first 5 dependents and other dependents in this table. Use Schedule PIT-S for additional entries.)

First name	Column 1 Last name	Column 2 Dependent's SSN	Column 3 Date of birth (MM/DD/CCYY)

7. FILING STATUS. Mark only one box.

☐ (1) Single

☐ (2) Married filing jointly

☐ (3) Married filing separately (Enter spouse's name and social security number in 2a and 2b.)

☐ (4) Head of household (Enter name of person qualifying you as head of household if that person is not counted as a qualified dependent on your federal return.)

(4a)

☐ (5) Surviving Spouse with dependent child

9. FEDERAL ADJUSTED GROSS INCOME. (from federal Form 1040 or 1040SR, line 11)

10. If you itemized your federal deduction amount, enter the amount of state and local tax deduction claimed on federal Form 1040, Schedule A, line 5a. See the worksheet in the instructions

11. Total Additions to federal adjusted gross income (PIT-ADJ, line 6). **Attach PIT-ADJ**

12. Federal standard or itemized deduction amount (from federal Form 1040, line 12).....

12a. If you **itemized**, mark the box 12a ☐

13. Deduction for certain dependents. See the worksheet in the instructions.....

14. New Mexico low- and middle-income tax exemption. See PIT-1 instructions

15. Total Deductions and Exemptions from federal income (PIT-ADJ, line 28). **Attach PIT-ADJ**

16. Reserved for Future Use

17. **NEW MEXICO TAXABLE INCOME.** Add lines 9, 10 and 11, then subtract lines 12, 13, 14, and 15. Cannot be less than zero

18. New Mexico tax on amount on line 17 or from PIT-B, line 14

18a. From Tax Rate Table = **R**. From PIT-B, line 14 = **B** 18a ☐

19. Additional amount for tax on lump-sum distributions. See PIT-1 instructions

20. Credit for taxes paid to another state. You must have been a New Mexico resident during all or part of the year. **Include a copy of other state's return.** See PIT-1 instructions

21. Business-related income tax credits applied, from Schedule PIT-CR, line A. **Attach PIT-CR**

22. **NET NEW MEXICO INCOME TAX.** Add lines 18 and 19, then subtract lines 20 and 21. Cannot be less than zero

9

10

11

12

13

14

15

16 **DO NOT USE**

17

18

19

20

21

22

Continue on the next page.

2025 PIT-1 (page 2)
NEW MEXICO PERSONAL INCOME TAX RETURN



YOUR SOCIAL SECURITY NUMBER

Do not submit a photocopy of this form to the Department. Submit only original forms and keep a copy for your records. If submitting this return by mail, send to: New Mexico Taxation and Revenue Department, P. O. Box 25122, Santa Fe, New Mexico 87504-5122

23. The amount on line 22 from page 1		23	
24. Total claimed on rebate and credit schedule (PIT-RC, line 26). Attach PIT-RC		24	
25. Working families tax credit. (You must complete lines 25, 25a, and 25b* or the deduction will be denied.)	+	25	
25a. The amount of federal earned income credit (EIC) reported on your 2025 federal income tax return or calculated under NM Expansion....	25a		
25b. *NM Expansion Only: Check this box if you did not qualify for the EIC on your federal return.. 25b			
26. Refundable business-related income tax credits from Schedule PIT-CR, line B. Attach PIT-CR	+	26	
27. New Mexico income tax withheld. Attach annual statements of income and withholding	+	27	
28. New Mexico income tax withheld from oil and gas proceeds. Attach 1099-Misc or RPD-41285	+	28	
29. New Mexico income tax withheld from or paid as Entity-level tax or Composite income tax by a pass-through entity. Attach 1099-Misc or RPD-41359	+	29	
30. 2025 estimated income tax payments. See PIT-1 instructions.....	+	30	
31. Other Payments	+	31	
32. TOTAL PAYMENTS AND CREDITS. Add lines 24 through 31	=	32	
33. TAX DUE. If line 22 is greater than line 32, enter the difference here		33	
34. Penalty on underpayment of estimated tax. See PIT-1 instructions	+	34	
35. Special method allowed for calculation of underpayment of estimated tax penalty. If you owe penalty on underpayment of estimated tax and you qualify, enter 1, 2, 3, 4, or 5 in the box. Attach RPD-41272		35	
36. Penalty. See PIT-1 instructions.	+	36	
37. Interest. See PIT-1 instructions.	+	37	
38. TAX, PENALTY, AND INTEREST DUE. Add lines 33, 34, 36, and 37.....	=	38	
39. OVERPAYMENT. If line 23 is less than line 32, enter the difference here		39	
40. Refund voluntary contributions (PIT-D, line 18). Attach PIT-D	-	40	
41. Amount from line 39 you want applied to your 2026 Estimated Tax	-	41	
42. AMOUNT TO BE REFUNDED TO YOU. Line 39 minus lines 40 and 41	=	42	

Refund Express!! Have it directly deposited! See instructions and complete all questions in this block.

RE. 1 Routing Number RE. 2 Account Number RE.3 Account Type: Checking ☐ Savings ☐
Re. 4: Will this refund go to or through an account outside of the United States? Important: If "yes," you can not use this refund method. See instructions. Yes ☐ No ☐

HCA. 1 ☐ Check this box if you would like to see if you and the members of your household qualify for medical insurance through the Health Care Authority (HCA) or BeWell, New Mexico's Health Insurance Marketplace. Important: Checking this box gives the Taxation and Revenue Department permission to share information provided on the **PIT-1** and **PIT-S** with HCA and BeWell. See instructions for additional information.

I declare I have examined this return, including accompanying schedules and statements, and to the best of my knowledge and belief it is true, correct, and complete.

Your signature	Date
Driver's License, State ID No. or enter "NONE" or "DECLINED" State	Expiration Date
Spouse's signature	Date
Spouse's Driver's License, State ID No. or enter "NONE" or "DECLINED" State	Expiration Date

(If filing jointly, BOTH must sign even if only one had income.)

Taxpayer's phone number

Taxpayer's email address

Paid preparer's use only:

Signature of preparer Date

P.1 Firm's name (or yours, if self-employed)

P.2 NMBTIN


P.3 Preparer's PTIN

P.4 FEIN

P.5 Preparer's phone number

P.6 ☐ Mark this box if Form RPD-41338 is on file for this taxpayer. See PIT-1 instructions.

2025 PIT-S
NEW MEXICO SUPPLEMENTAL SCHEDULE FOR DEPENDENTS
AND OTHER DEPENDENTS IN EXCESS OF FIVE



Print your name (first, middle, last)


YOUR SOCIAL SECURITY NUMBER

Use Schedule PIT-S ONLY if you have more than five federal qualifying dependents and other dependents. Enter on 2025 Form PIT-1, line 8, the name, social security number (SSN), and date of birth of your first five qualifying dependents and other dependents. For the remaining qualifying dependents and other dependents, enter the name, SSN, and date of birth on 2025 Schedule PIT-S. Attach this Schedule PIT-S to your 2025 Form PIT-1. Enter only the qualifying dependents and other dependents who are allowed on your federal return. Do not include yourself or, if filing a joint return, your spouse. New Mexico uses the same definitions and qualifications as the Internal Revenue Service (IRS) to determine if someone is a qualified dependent or other dependent. To make this determination, see the instructions for federal Form 1040 or 1040SR or visit the IRS website at www.irs.gov.

Line 8. DEPENDENTS AND OTHER DEPENDENTS (continued from Form 2025 PIT-1)			
Enter each dependent's and other dependent's name as listed on your federal form.			
Column 1		Column 2	Column 3
First name	Last name	Dependent's/Other Dependent's social security number	Date of birth (MM/DD/CCYY)
6.			
7.			
8.			
9.			
10.			
11.			
12.			
13.			
14.			
15.			
16.			
17.			
18.			
19.			
20.			

If you need additional space, attach multiple Schedules PIT-S.
You must attach Schedule PIT-S to Form PIT-1 or the Department will deny your additional exemptions.

2025 PIT-ADJ
NEW MEXICO SCHEDULE OF ADDITIONS,
DEDUCTIONS, AND EXEMPTIONS



We cannot accept statements instead of this schedule.

Print your name (first, middle, last)

YOUR SOCIAL SECURITY NUMBER

Taxpayers who are required to make certain additions or who are eligible to take certain deductions or exemptions from federal adjusted gross income to compute New Mexico taxable income must complete this schedule. Please refer to the instructions when completing this schedule.

NEW MEXICO ADDITIONS TO FEDERAL ADJUSTED GROSS INCOME


1.	Interest and dividends from federal tax-exempt bonds.	1.	
2.	Federal net operating loss carryover. See PIT-ADJ instructions.	2.	
3.	Contributions refunded when closing a New Mexico-approved Section 529 education savings plan account and certain contributions rolled out of a New Mexico-approved Section 529 education savings plan account.	3.	
4.	Charitable deduction amount claimed on federal Schedule A, Line 12, for a donation of land to private non-profit or public conservation agencies, for conservation purposes, from which you were allowed the New Mexico Land Conservation Tax Credit.	4.	
5.	Amount of withholding tax paid by a Pass-Through-Entity on distributed net income.	5.	
6.	TOTAL ADDITIONS. Add lines 1 through 5. Also enter on Form PIT-1, line 11	6.	

NEW MEXICO DEDUCTIONS AND EXEMPTIONS FROM FEDERAL ADJUSTED GROSS INCOME

7.	New Mexico tax-exempt interest and dividends	7.	
8.	New Mexico net operating loss. See PIT-ADJ instructions. Attach Form RPD-41369	8.	
9.	Interest received on U.S. Government obligations	9.	
10.	Railroad Retirement Act annuities and benefits, and Railroad Unemployment Insurance Act sick pay. Attach Forms RRB-1099 and RRB-1099-R	10.	
11.	Income of a member of a New Mexico federally recognized Indian nation, tribe, or pueblo that was earned within the boundaries of the reservation or pueblo grant or within the boundaries of land defined as "Indian country" of which the individual is an enrolled member while domiciled within the boundaries of the reservation or pueblo grant or within the boundaries of land defined as "Indian country".	11.	
11a.	I am enrolled as a member of the New Mexico federally recognized Indian nation, tribe, or pueblo. 11a.		
11b.	My spouse is enrolled as a member of the New Mexico federally recognized Indian nation, tribe, or pueblo. 11b.		
12.	Income of persons age 100 years or older. If you or your spouse is age 100 or older, you must mark the boxes to claim your exemption. 12a. 100 or older <input type="checkbox"/> 12b. Spouse 100 or older <input type="checkbox"/>	12.	
13.	Exemption for persons age 65 or older, or blind	13.	
14.	Exemption for New Mexico medical care savings account. See PIT-ADJ instructions	14.	
15.	Deduction for contributions to a New Mexico-approved Section 529 education savings plan	15.	
16.	Net capital gains deduction. See PIT-ADJ instructions	16.	
17.	Active duty pay for United States armed forces. See PIT-ADJ instructions	17.	
18.	Medical care expense exemption for persons age 65 years or older	18.	
19.	Deduction for organ donation-related expenses	19.	
20.	New Mexico National Guard member life insurance reimbursements tax exemption	20.	
21.	Taxable refunds, credits, or offsets of state and local income taxes from federal Form 1040, Schedule 1	21.	
22.	Non-resident U.S. Public Health Service members' active duty pay	22.	
23.	Liquor license lessor deduction. See PIT-ADJ Instructions	23.	
24.	Exemption for armed forces retirement pay. See PIT-ADJ Instructions	24.	
25.	Exemption for social security income. See PIT-ADJ Instructions	25.	
26.	Deduction for certain expenses related to a New Mexico licensed cannabis business	26.	
27.	Deduction for school supplies purchased by a public school teacher.	27.	
28.	TOTAL DEDUCTIONS AND EXEMPTIONS. Add lines 7 through 27. Enter here and on Form PIT-1, line 15	28.	

Attach this Schedule PIT-ADJ to your Personal Income Tax Return, Form PIT-1.

2025 PIT-RC
NEW MEXICO REBATE AND CREDIT SCHEDULE



This schedule may be used by individuals who qualify for one or more refundable rebates and credits offered by New Mexico. Include Schedule PIT-RC with your personal income tax return, Form PIT-1.

Print your name (first, middle, last)

YOUR SOCIAL SECURITY NUMBER

SECTION 1: QUALIFICATIONS FOR REBATES AND CREDITS REPORTED IN SECTIONS 2 TO 5. Complete Section 1 to claim the rebates and credits included on this form.

Persons with Modified Gross Income of:

\$36,000 or less may qualify for the **low income comprehensive tax rebate** (Section 2)

\$16,000 or less who are age 65 or older may qualify for the **property tax rebate** (Section 3)

\$24,000 or less who live in **Los Alamos County, Santa Fe County, Doña Ana County, or Bernalillo County ONLY** may qualify for **additional low income property tax rebate** (Section 4)

\$30,160 or less may qualify for the **New Mexico child day care credit** (Section 5)

FOR COMPLETE ELIGIBILITY REQUIREMENTS, READ REBATE AND CREDIT SCHEDULE INSTRUCTIONS

Qualifications for Credits and Rebates Reported on this Form. You and your spouse, if applicable, must mark the box to indicate whether the statement is true. If the statement is not true, leave the box blank. If you are not married, leave the boxes in the spouse column blank.


	TAXPAYER	SPOUSE
A. I was a resident of New Mexico during any part of the tax year	TRUE <input type="checkbox"/>	TRUE <input type="checkbox"/>
B. In 2025, I was physically present in New Mexico for at least six months	TRUE <input type="checkbox"/>	TRUE <input type="checkbox"/>
C. In 2025, I was NOT eligible to be claimed as a dependent of another taxpayer for income tax purposes.	TRUE <input type="checkbox"/>	TRUE <input type="checkbox"/>
D. In 2025, I was NOT an inmate of a public institution for a period of more than six months	TRUE <input type="checkbox"/>	TRUE <input type="checkbox"/>

1. Number of exemptions from Form PIT-1, line 5	1	
2. a. Enter number of household members who DO NOT qualify. If all exemptions qualify, leave blank. See PIT-RC instructions	- 2a	
b. Subtract 2a from 1. Number of allowable household members	= 2b	
c. Extra Exemption: Enter 1 if you or your spouse (if married filing jointly) are blind for federal income tax purposes. Enter 2 if you and your spouse (if married filing jointly) are blind	+ 2c	
d. Add lines 2b and 2c	= 2d	
e. If you are 65 or older, enter 2	+ 2e	
f. If married filing jointly and your spouse is 65 or older, enter 2	+ 2f	
g. Add lines 2d, 2e, and 2f	= 2g	
h. If you checked filing status (3) married filing separately on your Form PIT-1, enter the number of exemptions, if any, your spouse claimed on line 2g of your spouse's PIT-RC.	- 2h	
3. Total. Subtract 2h from 2g. Enter here and on line 13a on page 2 of this form	= 3	

CALCULATE MODIFIED GROSS INCOME. Modified gross income, generally, is all income of the taxpayer and household members, both taxable and nontaxable, and undiminished by losses. See instructions for types of income you do not need to include in modified gross income. **NOTE:** If married filing separately, be sure to include your spouse's income.

4. Wages, salaries, tips, etc.	4	
5. Social security benefits, pensions, annuities, and Railroad Retirement	+ 5	
6. Unemployment and workers' compensation benefits	+ 6	
7. Public assistance, TANF and Supplemental Security Income (SSI)	+ 7	
8. Net profit from business, farm, or rentals. If a loss, enter zero, DO NOT enter a negative number	+ 8	
9. Capital gains undiminished by capital losses	+ 9	
10. Gifts of cash or marketable tangible items received. (You must give the items a reasonable value.)	+ 10	
11. All other income such as interest, dividends, gambling winnings, insurance settlements, scholarships, grants, VA benefits, trust income and inheritance, alimony, and child support	+ 11	
12. Modified Gross Income. Add lines 4 through 11. Enter the total on line 12 and on line 13 of page 2. (Total must equal or exceed Federal Adjusted Gross Income from Form PIT-1, line 9)	+ 12	

2025 PIT-RC (page 2)
NEW MEXICO REBATE AND CREDIT SCHEDULE



YOUR SOCIAL SECURITY NUMBER

--

SECTION 2: LOW INCOME COMPREHENSIVE TAX REBATE(If line 13 is MORE than \$36,000, DO NOT complete line 14.)

13. Enter Modified Gross Income from line 12
- a. Enter Total Exemptions from line 3.....
14. Low income comprehensive tax rebate. On Table 1 in the instructions, find the Modified Gross Income range that includes the amount on line 13, then move across to the column that matches the number of exemptions online 13a. Married couples filing separately must divide the result by two.....

13	
13a	
14	

SECTION 3: PROPERTY TAX REBATE FOR PERSONS 65 OR OLDER. (If line 13 is more than \$16,000, DO NOT complete this section.)

15. PROPERTY OWNED. Tax billed for the calendar year on principal place of residence
16. PROPERTY RENTED
- a. Amount of rent paid during the tax year for principal place of residence
- b. If the amount entered on line 16a includes rent a government entity paid on your behalf, mark here..... 16b ☐
- c. **Multiply** line 16a by **0.06** and enter the amount here
17. REBATE AMOUNT
- a. Add lines 15 and 16c and then enter the total here.....
- b. **Find** the Modified Gross Income range, on Table 2 in the instructions, that corresponds to the amount on line 13. Read across the table to the Column showing your maximum property tax liability and enter the amount here
- c. **Property tax rebate.** Subtract line 17b from 17a.
Do not enter more than \$250, or if married filing separately, more than \$125

15	
16a	
16c	
17a	
17b	
17c	

SECTION 4: ADDITIONAL LOW INCOME PROPERTY TAX REBATE for Los Alamos, Santa Fe, Doña Ana, or Bernalillo County residents only. (If line 13 is over \$24,000, DO NOT complete this section.)

You must indicate the county.

- 18 LA Los Alamos County
- 18 SF Santa Fe County
- 18 DA Doña Ana County
- 18 BL Bernalillo County

18. REBATE AMOUNT
- a. PROPERTY OWNED only. Tax billed for the calendar year on principal place of residence
- b. **Find** the Modified Gross Income range, on Table 3 in the instructions, that corresponds to the amount on line 13. Read across the table to the Column showing your property tax rebate percentage and enter here
- c. **Multiply** line 18a by line 18b and enter here.
Do not enter more than \$350, or if married filing separately, more than \$175

18a	
18b	%
18c	

SECTION 5: NEW MEXICO CHILD DAY CARE CREDIT. If Modified Gross Income on line 13 is \$30,160 or less, use the worksheet in the instructions to calculate your available child day care credit. **Attach the worksheet and Forms PIT-CG.**

19. Enter either the total of Column G on the worksheet or \$1,200, **WHICHEVER IS LESS**
20. Number of qualified dependents under age 15 receiving child day care.....
21. Enter the portion of the federal child care credit applied against your federal tax from federal Schedule 3, line 2.....
22. New Mexico child day care credit. Subtract line 21 from line 19.
Married couples filing separately must divide the result by two

19	
20	
21	
22	

SECTION 6: REFUNDABLE TAX CREDITS.

23. Refundable medical care credit for persons 65 or older. See PIT-RC instructions
24. Special needs adopted child tax credit.....
25. Child Income Tax Credit. See PIT-RC instructions for worksheet


23	
24	
25	

SECTION 7: TOTAL REBATES AND CREDITS CLAIMED

26. Add lines 14, 17c, 18c, 22, 23, 24, and 25. **Enter here and on Form PIT-1, line 24**.....

26	
----	--

2025 PIT-B
NEW MEXICO ALLOCATION AND APPORTIONMENT
OF INCOME SCHEDULE



Print your name (first, middle, last)

YOUR SOCIAL SECURITY NUMBER

Taxpayers who allocate and apportion income from both inside and outside the State of New Mexico must complete this schedule. Please refer to the instructions when completing this schedule. Include the Schedule PIT-B with your personal income tax return, Form PIT-1.

For first-year and part-year resident taxpayers, enter the period of residency. A. From _____ B. through _____

If your spouse's residency period is different, enter the period of residency for your spouse. If additional periods of residency apply, write them in the space below this line. C. From _____ D. through _____

MILITARY: If the taxpayer or spouse is a military servicemember's spouse qualifying for relief under the Military Spouse Residency Relief Act, is not a resident of New Mexico, and is allocating income from services performed in New Mexico to their state of residence, mark the appropriate box.

Taxpayer ☐ Spouse ☐
E. ☐ F. ☐

NOTE: Resident taxpayers including persons physically present in New Mexico 185 days or more, must allocate all income and deductions on lines 1, 2, 3, and 7 in full to New Mexico.

SECTION 1: ALLOCATION OF NONBUSINESS INCOME

	Column 1 Total Federal Income	Column 2 New Mexico Income
1. Wages, salaries, tips, etc. If non-resident military personnel, see PIT-B instructions.....	1	
1a. If you used Form PIT-110 to calculate line 1, Column 2, mark this box..... 1a <input type="checkbox"/>		
2. Nonbusiness interest and dividends. Include difference from Schedule PIT-ADJ, line 1 minus line 7.....	2	
3. Pensions, annuities, social security, and lump-sum distributions	3	
4. Rents and royalties.....	4	
5. Gains or losses from the sale or exchange of property	5	
6. Income or losses from pass-through entities.....	6	
7. All other income not included in lines 1 through 6 and line 8	7	

SECTION 2: APPORTIONMENT OF BUSINESS AND FARM INCOME (For line 8. If none, go to line 9.)

8. Business and farm income. To determine the amount for Column 2, complete worksheet PIT-B, page 2. See the instructions.....	8	
9. ADD lines 1 through 8 and enter the amount here.....	9	
10. Federal adjustments to income. In Column 1, enter the figure from federal Schedule 1, line 26. For Column 2, see the PIT-B instructions	10	
11. Total income. Line 9 minus line 10. Column 1 must be equal to or greater than Federal Adjusted Gross Income (Form PIT-1, line 9)	11	
If non-resident military personnel, see the PIT-B instructions.		
12. DIVIDE the amount on line 11, Column 2 by the amount on line 11, Column 1, showing 4 decimal places. (Cannot be less than zero. If greater than 1, enter 100.0000.).....	12	____ . ____ %
13. Using the tax rate tables, find the tax applicable to PIT-1, line 17. If an amount for tax on lump-sum distributions is shown on PIT-1, line 19, add it to the tax and enter the result here.....	13	
14. MULTIPLY line 12 by line 13. Enter the amount here and on PIT-1, line 18, and then in the box on PIT-1, line 18a, mark B to indicate the tax came from PIT-B.....	14	

2025 PIT-B (page 2)
**NEW MEXICO ALLOCATION AND APPORTIONMENT
OF INCOME SCHEDULE**



YOUR SOCIAL SECURITY NUMBER

BUSINESS NAME

G.

BUSINESS TAX IDENTIFICATION NUMBER

H.

I.

WORKSHEET FOR APPORTIONMENT OF BUSINESS AND FARM INCOME

Complete a worksheet for each business or farm.

See worksheet instructions for definitions relating to the apportionment factors below.

1. PROPERTY FACTOR

Column 1
Total Everywhere

Column 2
New Mexico

Column 3
Factor

- a. Average value of real and tangible personal property owned or rented by the taxpayer and used during the tax period.....

1a

- b. **DIVIDE** Column 2 by Column 1, showing 4 decimal places.....

1b

2. PAYROLL FACTOR

- a. Compensation paid by taxpayer.....

2a

- b. **DIVIDE** Column 2 by Column 1, showing 4 decimal places.....

2b

3. SALES FACTOR

- a. Total sales, excluding non-business income.....

3a

- b. **DIVIDE** Column 2 by Column 1, showing 4 decimal places.....

3b

4. Total of lines 1b, 2b, and 3b

4

- a. Count of factors.....

4a

5. **DIVIDE** line 4 by the number of factors entered in line 4a, showing 4 decimal places

5

MULTIPLY the line 8, Column 1 amount on PIT-B, page 1 by the decimal amount on line 5 of this worksheet. Enter the result on PIT-B, page 1, line 8, Column 2. If you have more than one business or farm, complete a worksheet for each business or farm, calculate the result for each business or farm, and enter the sum of the results on PIT-B, line 8, Column 2. Attach a worksheet for each business or farm to your PIT-1 and PIT-B.

Have you changed your reporting of any class or type of allocated or apportioned income from the way it was reported in a prior taxable year? ☐ Yes ☐ No


This entity submitted written notification of its election to use one of the special methods of apportionment of business income for tax year ending . The effective date of the election is . See instructions.
J. Month/Day/Year K. Month/Day/Year

Mark the box indicating the special method elected.

☐ Manufacturers

☐ Headquarters Operation

2025 PIT-D
NEW MEXICO VOLUNTARY CONTRIBUTIONS SCHEDULE



Print your name (first, middle, last)

PRIMARY SOCIAL SECURITY NUMBER

Use this Schedule PIT-D to contribute any of your tax refund to any of New Mexico's voluntary contribution funds. Total fund contributions may not exceed the amount on Form PIT-1, line 39. If you are not due a refund but want to contribute to any of the funds, do not mail your contributions to the New Mexico Taxation and Revenue Department. Send your contribution directly to the addresses listed in the instructions for Schedule PIT-D.

Please consider your contribution to any of the funds carefully because, if you change your mind or amend your return, no part of your contribution is refundable. The Department will deduct your contribution from your refund and transfer your contributions to the appropriate funds. If the contributions exceed the refund due, no contributions will be made or deducted from your refund. For more information about these contributions, see the instructions for Schedule PIT-D.

- 1. Overpayment amount from form PIT-1, line 39 (voluntary contributions cannot exceed overpayment amount).
2. New Mexico Housing Trust Fund
3. Share With Wildlife
4. Veterans' State Cemetery Fund
5. New Mexico Substance Abuse Education Fund
6. New Mexico Forest Re-Leaf Program
7. National Guard Member And Family Assistance
8. Kids 'N Parks Transportation Grant Program
9. Amyotrophic Lateral Sclerosis Research Fund
10. Vietnam Veterans Memorial
11. New Mexico Political Parties

Table with 2 columns and 11 rows for contribution amounts.


11a. Enter number of your party choice
11b. Enter number of your spouse's party choice

- 1 for the New Mexico Democratic Party
2 for the New Mexico Republican Party
3 for the Libertarian Party of New Mexico
4 for the Green Party of New Mexico
5 for the Better for America Party of New Mexico
6 for the Constitution Party of New Mexico

- 12. Veterans Enterprise Fund
13. Lottery Tuition Fund
14. Equine Shelter Rescue Fund
15. Animal Care And Facility Fund
16. Supplemental Senior Services
17. Healthy Soil Program
18. Total of voluntary contributions.

Table with 2 columns and 7 rows for contribution amounts.

2025 PIT-CR
NEW MEXICO BUSINESS-RELATED INCOME TAX CREDIT
SCHEDULE



Print your name (first, middle, last)

YOUR SOCIAL SECURITY NUMBER

Use this schedule to claim the business-related income tax credits listed on this form that you may take against New Mexico personal income taxes. If applicable, you may also claim the refundable portion of approved tax credits using this schedule. On your Personal Income Tax Return (PIT-1), line 21, enter the total tax credits you claimed on line A of this schedule to apply to tax due. On PIT-1, line 26, enter the total refundable part of the tax credits claimed on line B of this schedule. Be sure to attach the appropriate backup documentation to support each tax credit. When claiming these credits, you must attach Schedule PIT-CR to your PIT-1. To calculate the amount you may claim for any tax year, refer to the claim form for the credit, or if no claim form, refer to the instructions. The sum of credits claimed on this PIT-CR and the credit for taxes paid to another state you claimed on PIT-1, line 20, may not exceed the sum of PIT-1, lines 18 and 19. **For a complete description of the credits, see the PIT-CR instructions and FYI-106, Claiming Business-Related Tax Credits for Individuals and Businesses.**

Credit Type Code	Credit Name and Attachments Required to Claim Credit
Non-Refundable (Credits may be claimed in column C only.)	
A01	Affordable Housing Tax Credit. Attach Form RPD-41301 and MFA investment vouchers.
A02	Angel Investment Credit. Attach Form RPD-41320 and certificate of eligibility.
A04	Advanced Energy Tax Credit. Attach Form RPD-41334 and approval letter. (Repealed July 1, 2023)
A05	Agricultural Biomass Tax Credit. Attach Form RPD-41361 and certificate of eligibility.
A07	Advanced Energy Equipment Tax Credit. Attach Form TRD-41429 and certificate of eligibility.
F02	Foster Youth Employment Personal Income Tax Credit. Attach RPD-41390. (Repealed July 1, 2025)
G01	Geothermal Ground-Coupled Heat Pump Tax Credit. Attach Form RPD-41346 and certificate of eligibility.
G05	Geothermal Electricity Generation Tax Credit. Attach Form TRD-41428 and certificate of eligibility.
H02	Home Fire Recovery Tax Credit. Attach TRD-41422 and letter of eligibility.
J01	Job Mentorship Tax Credit. Attach Forms RPD-41281 and RPD-41280. (Repealed July 1, 2025)
L01	Land Conservation Incentives Credit. Attach Form RPD-41282 and approval letter of qualified donation.
P01	Preservation of Cultural Property Credit. Attach Form PIT-4, certification letter and Part 2 approval.
R01	Rural Job Tax Credit. Attach Form RPD-41243.
R02	Rural Health Care Practitioners Tax Credit. Attach Form RPD-41326 and certification.
S01	Solar Market Development Tax Credit. Attach Form RPD-41317 and certification. (Repealed July 1, 2025)
S02	Sustainable Building Tax Credit. Attach Form RPD-41329 and letter of eligibility. (Repealed July 1, 2025)
S03	2015 Sustainable Building Tax Credit. Attach Form RPD-41383 and letter of eligibility.
S04	New Solar Market Development Tax Credit. Attach TRD-41406 and certification.
S05	2021 Sustainable Building Tax Credit. Attach TRD-41252 and certificate of eligibility.
Refundable (Credits may be applied against tax due in column C and refunded in column D)	
C03	Clean Car Tax Credit. Attach TRD-41419 and certificate of eligibility.
C04	Clean Car Charging Unit Tax Credit. Attach TRD-41421 and certificate of eligibility.
F01	Film Production Tax Credit. Attach Form RPD-41228.
F03	New Film Production Tax Credit. Attach Form RPD-41228.
F04	New Mexico Film Partners New Film Production Tax Credit. Attached Form RPD-41228.
G03	Geothermal Ground-Coupled Heat Pump Tax Credit (2024). Attach Form TRD-41426 and certificate of eligibility.
R03	Renewable Energy Production Tax Credit. Attach Form RPD-41227 and certificate of eligibility.
S04	New Solar Market Development Tax Credit. Attach TRD-41406 and certification.
S05	2021 Sustainable Building Tax Credit. Attach TRD-41252 and certificate of eligibility.
T02	Technology Jobs and Research and Development (Additional) Tax Credit. Attach Form RPD-41386.

Important: Fill out columns A-D, rows 1-5 if applicable. Incomplete claim forms may result in denial of the credit. You must use the table below, substitute schedules or tables are not allowed.

	<u>Column A</u>	<u>Column B</u>	<u>Column C</u>	<u>Column D</u>
	Credit Type Code	Credit Approval Number	Amount of Credit Applied to Tax Due	Amount of Credit to Refund
1.				
2.				
3.				
4.				
5.				

A. TOTAL applied to tax liability due.....

Enter the sum of column C. **Also enter this amount on PIT-1, line 21.**


If you are claiming more than 5 credits, include the amounts from your PIT-CR Supplemental schedule.

B. TOTAL portion of tax credits to refund (C03, C04, F01, F03, F04, G03, R03, S04, S05 and T02)

Enter the sum of column D. **Also enter this amount on PIT-1, line 26.**

If claiming more than 5 credits, include all refundable amounts of credit types C03, C04, F01, F03, F04, G03, R03, S04, S05 and T02 from your PIT-CR Supplemental schedule.

2025 PIT-CR Supplemental
NEW MEXICO SUPPLEMENTAL BUSINESS-RELATED
INCOME TAX CREDIT SCHEDULE



Print your name (first, middle, last)

YOUR SOCIAL SECURITY NUMBER

If you are claiming more than five tax credits on your New Mexico Personal Income Tax Return (PIT-1), use this PIT-CR Supplemental Schedule. Claim the first five on Schedule PIT-CR and then claim the sixth and any additional credits on a supplemental schedule. The credit type codes and names are listed on PIT-CR.

	Column A	Column B	Column C	Column D
	Credit Type Code	Credit Approval Number	Amount of Credit Applied to Tax Due	Amount of Credit to Refund
6.				
7.				
8.				
9.				
10.				
11.				
12.				
13.				
14.				
15.				
16.				
17.				
18.				
19.				
20.				
21.				
22.				
23.				
24.				
25.				
26.				
27.				
28.				
29.				
30.				

Total applied on this sheet

Enter the sum of column C. Include this amount on PIT-CR, line A.

Portion of tax credits to refund (C03, C04, F01, F03, F04, G03, R03, S04, S05 and T02)

Enter the sum of column D. Include this amount on PIT-CR, line B.

If you need more space, use multiple PIT-CR Supplemental Schedules.

You must attach PIT-CR and all PIT-CR supplemental schedules to your PIT-1.
If they are not attached, the Department denies any additional tax credit claims.


2025 PIT-X

NEW MEXICO PERSONAL INCOME TAX

AMENDED RETURN

For the year January 1 - December 31, 2025

or fiscal year beginning F.1 _____ ending F.2 _____



FOR DEPARTMENT USE ONLY

1a	Print your name (first, middle, last) as it appears on your state-issued driver's license or ID.	1b	SOCIAL SECURITY NUMBER	1c	Blind	1d	Age 65 or over	1e	Residency status	1f	Taxpayer's date of birth
2a	Print your spouse's name (first, middle, last). If married filing separately, include spouse.	2b		2c		2d		2e		2f	Spouse's date of birth
3a	<input type="checkbox"/> If the address is new or changed, mark this box.										
3b	Mailing Address (Number and street)										
3c	City	State	Postal/ZIP Code								
3d	If foreign address, enter country		Foreign province and/or state								
4	If a deceased taxpayer's refund must be made payable to a person other than the taxpayer or spouse named on this return, enter below the name and social security number of that person/claimant. You must also attach Form RPD-41083.										
4a	Claimant's Name										
4b	Claimant's SSN										
4c	Taxpayer's date of death										
4d	Spouse's date of death										
5	<input type="checkbox"/> EXEMPTIONS: Taxpayer, spouse, dependents, and other dependents reported on federal Form 1040. If you are a dependent or other dependent of another taxpayer, enter 00. (See instructions)										
6a	<input type="checkbox"/> EXTENSION OF TIME TO FILE: If you have a federal or state extension, mark box 6a and enter the extension date in box 6b.										
6b											

8. DEPENDENTS AND OTHER DEPENDENTS. As listed on your federal return. (You must report the first 5 dependents and other dependents in this table. Use Schedule PIT-S for additional entries.)		
Column 1 First name	Column 2 Last name	Column 3 Date of birth (MM/DD/CCYY)
	Dependent's SSN	

7. FILING STATUS. Mark only one box.	
<input type="checkbox"/>	(1) Single
<input type="checkbox"/>	(2) Married filing jointly
<input type="checkbox"/>	(3) Married filing separately (Enter spouse's name and social security number in 2a and 2b.)
<input type="checkbox"/>	(4) Head of household (Enter name of person qualifying you as head of household if that person is not counted as a qualified dependent on your federal return.)
(4a)	
<input type="checkbox"/>	(5) Surviving Spouse with dependent child

9. **FEDERAL ADJUSTED GROSS INCOME.** (from federal Form 1040 or 1040SR, line 11)
10. If you itemized your federal deduction amount, enter the amount of state and local tax deduction claimed on federal Form 1040, Schedule A, line 5a. See the instructions.....
11. Total Additions to federal adjusted gross income (PIT-ADJ, line 6). **Attach PIT-ADJ**
12. Federal standard or itemized deduction amount (from federal Form 1040, line 12)
- 12a. If you **itemized**, mark the box 12a ☐
13. Deduction for certain dependents. See the worksheet in the PIT-1 instructions
14. New Mexico low- and middle-income tax exemption. See PIT-1 instructions
15. Total Deductions and Exemptions from federal income (PIT-ADJ, line 28). **Attach PIT-ADJ**
16. Reserved for Future Use

	AS PREVIOUSLY FILED	AS AMENDED
9		
10		
11		
12		
13		
14		
15		
16	DO NOT USE	DO NOT USE

17. NEW MEXICO TAXABLE INCOME. Add lines 9, 10 and 11, then subtract lines 12, 13, 14, and 15 Cannot be less than zero	=	17	
18. New Mexico tax on amount on line 17 or from PIT-B, line 14 18a. From Tax Rate Table = R . From PIT-B, line 14 = B 18a <input type="checkbox"/>		18	
19. Additional amount for tax on lump-sum distributions. See PIT-1 instructions	+	19	
20. Credit for taxes paid to another state. You must have been a New Mexico resident during all or part of the year. Include a copy of other state's return. See PIT-1 instructions	-	20	
21. Business-related income tax credits applied, from Schedule PIT-CR, line A. Attach PIT-CR ..	-	21	
22. NET NEW MEXICO INCOME TAX. Add lines 18 and 19, then subtract lines 20 and 21	=	22	

You may file an amended return online through Taxpayer Access Point (TAP) at <https://tap.state.nm.us>.

Continue on the next page.

2025 PIT-X (page 2)
NEW MEXICO PERSONAL INCOME TAX AMENDED RETURN



YOUR SOCIAL SECURITY NUMBER

Reason for amending: _____

Final Determination Date: _____

	AS PREVIOUSLY FILED	AS AMENDED
23. The amount on line 22 from page 1	23	
24. Total claimed on rebate and credit schedule (PIT-RC, line 26). Attach PIT-RC	24	
25. Working families tax credit. (Lines 25, 25a, and 25b* or the deduction will be denied.)	+ 25	
25a. The amount of federal earned income credit (EIC) reported on your 2025 federal income tax return or calculated under NM Expansion.....	25a	
25b. *NM Expansion Only: Check this box if you did not qualify for the EIC on your federal return.....	25b	
26. Refundable business-related income tax credits from Schedule PIT-CR, line B. Attach PIT-CR	+ 26	
27. New Mexico income tax withheld. Attach annual statements of income and withholding ..	+ 27	
28. New Mexico income tax withheld from oil and gas proceeds. Attach 1099-Misc or RPD-41285	+ 28	
29. New Mexico income tax withheld from or paid as Entity-level tax or Composite income tax by a pass-through entity. Attach 1099-Misc or RPD-41359	+ 29	
30. 2025 estimated income tax payments. See PIT-1 instructions.....	+ 30	
31. Other Payments less any refunds from this schedule, line S3, below	+ 31	
32. TOTAL PAYMENTS AND CREDITS. Add lines 24 through 31	= 32	
33. TAX DUE. If line 23 is greater than line 32, enter the difference here	33	
34. Penalty on underpayment of estimated tax. See PIT-1 instructions.....	+ 34	
35. Special method allowed for calculation of underpayment of estimated tax penalty. Enter 1, 2, 3, 4, or 5 in the box. (See Instructions) Attach RPD-41272	35	
36. Penalty. See PIT-1 instructions.	+ 36	
37. Interest. See PIT-1 instructions.	+ 37	
38. TAX, PENALTY, AND INTEREST DUE. Add lines 33, 34, 36, and 37	= 38	
39. OVERPAYMENT. If line 23 is less than line 32, enter the difference here	39	
40. Refund voluntary contributions (PIT-D, line 18). Attach PIT-D	- 40	
41. Amount from line 39 you want applied to your 2026 Estimated Tax	- 41	
42. AMOUNT TO BE REFUNDED TO YOU. Line 39 minus lines 40 and 41	= 42	

Refund Express!! *Have it directly deposited! See instructions and complete all questions in this block.*

RE. 1 Routing Number RE. 2 Account Number RE.3 Account Type: Checking ☐ Savings ☐
Re. 4: Will this refund go to or through an account outside of the United States? Important: If "yes," you can not use this refund method. See instructions. Yes ☐ No ☐

I declare I have examined this return, including accompanying schedules and statements, and to the best of my knowledge and belief it is true, correct, and complete.

Your signature	Date
Driver's License, State ID No. or enter "NONE" or "DECLINED" State	Expiration Date
Spouse's signature	Date
Spouse's Driver's License, State ID No. or enter "NONE" or "DECLINED" State	Expiration Date

(If filing jointly, BOTH must sign even if only one had income.)

Taxpayer's phone number _____

Taxpayer's email address _____

Paid preparer's use only:

Signature of preparer _____ Date _____

P.1 Firm's name (or yours, if self-employed) _____

P.2 NMBTIN _____

P.3 Preparer's PTIN _____

P.4 FEIN _____

P.5 Preparer's phone number _____

P.6 ☐ Mark this box if Form RPD-41338 is on file for this taxpayer. See PIT-1 instructions.

Complete this schedule and report the result on line 31, Other payments less any refunds from schedule below.

S1. 2025 Other payments. List any tax year 2025 payments made before or separate from the submission of this amended return. Also, enter the date of the payment. Do not include any estimated payments reported on line 30 of this form. If you made more than four payments, attach a schedule showing payment dates and amounts.

S2. 2025 Refunds received. List any refunds received from a previously filed 2025 New Mexico PIT-1. Do not include any interest the New Mexico Taxation and Revenue Department paid, if any, on your refund.

S3. Subtract line S2a from line S1a. Subtract the sum of refunds reported on line S2a from the sum of payments reported on line S1a. Enter here and on line 31 of this form. May be a negative number.

Date	Amount
S1a Sum of payments	
S2a Sum of refunds	

S3

2025 PIT-PV

New Mexico Personal Income Tax Payment Voucher

Use this voucher if making a payment with or for your 2025 tax return.

YOUR FIRST NAME AND INITIAL	LAST NAME	YOUR SOCIAL SECURITY NUMBER
SPOUSE'S FIRST NAME AND INITIAL	LAST NAME	SPOUSE'S SOCIAL SECURITY NUMBER
ADDRESS (Number & Street)		CITY, STATE AND ZIP CODE

Make your check or money order payable to:
New Mexico Taxation and Revenue Department

Mail payment and voucher to:
New Mexico Taxation and Revenue Department
P.O. Box 8390, Santa Fe, NM 87504-8390

AMOUNT ENCLOSED

		,			,					.	0	0
--	--	---	--	--	---	--	--	--	--	---	---	---

(PLEASE CUT ALONG DOTTED LINE)

2025 PIT-EXT

New Mexico Personal Income Tax Extension Payment Voucher

Use this voucher if you obtained a federal or state extension and you expect to owe tax.

YOUR FIRST NAME AND INITIAL	LAST NAME	YOUR SOCIAL SECURITY NUMBER
SPOUSE'S FIRST NAME AND INITIAL	LAST NAME	SPOUSE'S SOCIAL SECURITY NUMBER
ADDRESS (Number & Street)		CITY, STATE AND ZIP CODE

Make your check or money order payable to:
New Mexico Taxation and Revenue Department

Mail payment and voucher to:
New Mexico Taxation and Revenue Department
P.O. Box 8390, Santa Fe, NM 87504-8390

AMOUNT ENCLOSED

		,			,					.	0	0
--	--	---	--	--	---	--	--	--	--	---	---	---

(PLEASE CUT ALONG DOTTED LINE)

2025 PIT-ES

New Mexico Personal Income Estimated Tax Payment Voucher

- 4th Quarterly Payment

Use this voucher if making a 4th quarter estimated tax payment for your 2025 return.

YOUR FIRST NAME AND INITIAL	LAST NAME	YOUR SOCIAL SECURITY NUMBER
SPOUSE'S FIRST NAME AND INITIAL	LAST NAME	SPOUSE'S SOCIAL SECURITY NUMBER
ADDRESS (Number & Street)		CITY, STATE AND ZIP CODE

Make your check or money order payable to:
New Mexico Taxation and Revenue Department

Mail payment and voucher to:
New Mexico Taxation and Revenue Department
P.O. Box 8390, Santa Fe, NM 87504-8390

AMOUNT ENCLOSED

		,			,					.	0	0
--	--	---	--	--	---	--	--	--	--	---	---	---

2026 PIT-ES

New Mexico Personal Income Estimated Tax Payment Voucher

- 1st Quarterly Payment

Use this voucher if making a 1st quarter estimated tax payment for your 2026 return.

YOUR FIRST NAME AND INITIAL	LAST NAME	YOUR SOCIAL SECURITY NUMBER
SPOUSE'S FIRST NAME AND INITIAL	LAST NAME	SPOUSE'S SOCIAL SECURITY NUMBER
ADDRESS (Number & Street)		CITY, STATE AND ZIP CODE

Make your check or money order payable to:
New Mexico Taxation and Revenue Department

AMOUNT ENCLOSED

								00
--	--	--	--	--	--	--	--	----

Mail payment and voucher to:
New Mexico Taxation and Revenue Department
P.O. Box 8390, Santa Fe, NM 87504-8390

(PLEASE CUT ALONG DOTTED LINE)

2026 PIT-ES

New Mexico Personal Income Estimated Tax Payment Voucher

- 2nd Quarterly Payment

Use this voucher if making a 2nd quarter estimated tax payment for your 2026 return.

YOUR FIRST NAME AND INITIAL	LAST NAME	YOUR SOCIAL SECURITY NUMBER
SPOUSE'S FIRST NAME AND INITIAL	LAST NAME	SPOUSE'S SOCIAL SECURITY NUMBER
ADDRESS (Number & Street)		CITY, STATE AND ZIP CODE

Make your check or money order payable to:
New Mexico Taxation and Revenue Department

AMOUNT ENCLOSED

								00
--	--	--	--	--	--	--	--	----

Mail payment and voucher to:
New Mexico Taxation and Revenue Department
P.O. Box 8390, Santa Fe, NM 87504-8390

(PLEASE CUT ALONG DOTTED LINE)

2026 PIT-ES

New Mexico Personal Income Estimated Tax Payment Voucher

- 3rd Quarterly Payment

Use this voucher if making a 3rd quarter estimated tax payment for your 2026 return.

YOUR FIRST NAME AND INITIAL	LAST NAME	YOUR SOCIAL SECURITY NUMBER
SPOUSE'S FIRST NAME AND INITIAL	LAST NAME	SPOUSE'S SOCIAL SECURITY NUMBER
ADDRESS (Number & Street)		CITY, STATE AND ZIP CODE

Make your check or money order payable to:
New Mexico Taxation and Revenue Department

AMOUNT ENCLOSED

								00
--	--	--	--	--	--	--	--	----

Mail payment and voucher to:
New Mexico Taxation and Revenue Department
P.O. Box 8390, Santa Fe, NM 87504-8390

(PLEASE CUT ALONG DOTTED LINE)

2026 PIT-ES

New Mexico Personal Income Estimated Tax Payment Voucher

- 4th Quarterly Payment

Use this voucher if making a 4th quarter estimated tax payment for your 2026 return.

YOUR FIRST NAME AND INITIAL	LAST NAME	YOUR SOCIAL SECURITY NUMBER
SPOUSE'S FIRST NAME AND INITIAL	LAST NAME	SPOUSE'S SOCIAL SECURITY NUMBER
ADDRESS (Number & Street)		CITY, STATE AND ZIP CODE

Make your check or money order payable to:
New Mexico Taxation and Revenue Department

AMOUNT ENCLOSED

								00
--	--	--	--	--	--	--	--	----

Mail payment and voucher to:
New Mexico Taxation and Revenue Department
P.O. Box 8390, Santa Fe, NM 87504-8390

New Mexico Taxation and Revenue Department

Child Day Care Credit Worksheet

Purpose of this worksheet: Use the *Child Day Care Credit Worksheet* along with the PIT-CG, *New Mexico Caregivers Statement* when claiming the New Mexico Child Day Care Credit on the PIT-RC. Please print legibly using blue or black ink. Keep original forms for your records and submit copies with your PIT-1 return.

First Name, Middle Initial, and Last Name	Social Security Number (SSN)
---	------------------------------

TAX YEAR (CCYY): _____

You must answer both questions: (Required)

1. The child day care expenses **were not** reimbursed or otherwise paid by another party. (You may **only** claim uncompensated and unreimbursed child day care expenses.)

True ☐

2. Public assistance **was not** received under the Temporary Assistance for Needy Families, New Mexico Works Act, or a similar program during that part of the tax year for which you are claiming the credit. You may only claim child day care expenses during periods when you did not receive assistance from one of these programs. (Note: The Department checks with appropriate state agencies to verify whether you are receiving public assistance.)

True ☐

COLUMN A Name of Child	COLUMN B Age of Child	COLUMN C Number of days of care	COLUMN D Amount paid per day not to exceed \$8.00	COLUMN E Day Care Expenses Multiply Column C by Column D	COLUMN F Multiply Column E by 0.40 and enter in Column G	COLUMN G Available day care credit not to exceed \$480/child
					0.40	
					0.40	
					0.40	
					0.40	
					0.40	
					0.40	
					0.40	
Total Day Care Credit Available. Enter the sum of Column G. (If you attach additional pages, enter the sum of Column G from all pages.)						

INSTRUCTIONS

This worksheet must be completed using the PIT-CG, *New Mexico Caregiver's Statement* your caregiver(s) complete. Keep in mind depending on your situation you may need to use multiple *Child Day Care Credit Worksheets* and PIT-CG's **Important: Child Day Care Credit Worksheet and PIT-CG, New Mexico Caregiver Statement must be submitted with your PIT-1 return.**

Column A: Enter the name of the qualified dependent child who received day care during tax year. If you need more space, attach a worksheet in the same format.

Column B: Enter the age of the child at the end of the tax year.

Column C: Enter the total number of days of qualified child day care service provided for the child.

Column D: Enter the amount paid per day for the child. The maximum is \$8 per child per day. Only include amounts actually paid by you. **Do not** include amounts that were reimbursed or paid for by another party, such as your employer or the State of New Mexico. Even if you paid more than \$8, only enter \$8.

Column E: Multiply Column C by Column D and enter the result.

Column G: Multiply Column E by Column F (0.40) and enter the result, but no more than \$480 per child. If the computed amount is more than \$480, enter \$480.

Total Day Care Available: Add the amounts in Column G and enter the total in **SECTION V: NEW MEXICO CHILD DAY CARE CREDIT** of your PIT-RC, amount cannot be more than \$1,200. If the total amount of Column G is more than \$1,200, enter \$1,200.

New Mexico Taxation and Revenue Department

Caregiver's Statement

Purpose of this worksheet: Use the *Caregiver's Statement* along with the PIT-Childcare, *Child Day Care Credit Worksheet* when claiming the New Mexico Child Day Care Credit on the PIT-RC. Please print legibly using blue or black ink. Keep original forms for your records and submit copies with your PIT-1 return. **Important:** An incomplete PIT-RC or missing PIT-CG will result in the denial of the credit.

First Name, Middle Initial, and Last Name	Social Security Number (SSN)
---	------------------------------

Instructions: The caregiver must complete the PIT-CG **Sections 1** and **Section 2**. Both the caregiver and taxpayer must complete the **Signature** section. Each caregiver needs a separate PIT-CG. Note: Do not include any charges for childcare for periods of unemployment or for childcare provided either before or after work (plus any necessary travel time) or for periods the taxpayer is attending school.

Section 1: Qualifications for Individual Caregivers (Caregiver complete all fields)	
Name (Business Name or First Name, Middle Initial, and Last Name)	NMBTIN or SSN
Mailing Address	City, State, and Zip Code

1. Were you, as a caregiver, age 18 or over at the time the care was performed?	Yes <input type="checkbox"/>	No <input type="checkbox"/>
2. Did you, as a caregiver, provide day care service for less than 24 hours daily?	Yes <input type="checkbox"/>	No <input type="checkbox"/>
3. Were you a dependent of the above taxpayer for whom you provided childcare services?	Yes <input type="checkbox"/>	No <input type="checkbox"/>

Section 2: Statement of Compensation Received by Caregiver (Caregiver, complete all applicable fields)

Tax Year	Child 1		Child 2		Child 3		Child 4	
20__	Name:		Name:		Name:		Name:	
	SSN:		SSN:		SSN:		SSN:	
Month	No. of Days	Compensation Amount Received Per Month	No. of Days	Compensation Amount Received Per Month	No. of Days	Compensation Amount Received Per Month	No. of Days	Compensation Amount Received Per Month
January								
February								
March								
April								
May								
June								
July								
August								
September								
October								
November								
December								
Total								

Section 3: If Unable To Have Caregiver Complete PIT-CG (Taxpayer, complete Section 1,2, and 3)

If you made all reasonable attempts to have the caregiver complete the PIT-CG schedule and you were unable to locate the caregiver or to obtain the required information, complete **Section 1** and **Section 2** of this schedule based on previous billings or other records. Explain below why the caregiver did not complete the statement.

Signature: Both Caregiver and Taxpayer Must Sign Below

I herby certify and declare that the information reported on this form and any attached supplement(s) are true and correct:

Caregiver- Print Name	Caregiver- Signature	Date
Caregiver Title	Caregiver- Email Address	Caregiver- Phone Number
Taxpayer- Print Name	Taxpayer Signature	Date

If you have a "Qualifying Child"
you may be eligible for a
New Mexico Child Income Tax Credit.

The credit varies by income level, with the
largest credits available to low-income
families, and your credit is refundable if it is
greater than the tax you owe!

See the instructions for PIT-RC, line 25,
on page RC-10 of this booklet.

What is Modified Gross Income?

Modified gross income (also called MGI) is unique to New Mexico law. In general, modified gross income is **all** income and other compensation you receive from **all** sources (regardless of whether that income is taxable by the U.S. Government or the State of New Mexico) for you, your spouse, and your dependents.

You may not reduce modified gross income by deductions or offset modified gross income by losses allowed for income tax purposes under the New Mexico Income Tax Act or under the Internal Revenue Code.

When calculating modified gross income, include the modified gross income of the taxpayer and all household members. Even if you are married and filing separate returns, the total modified gross income of both spouses must appear in the calculation.

Because the following items are excluded from the definition of modified gross income, you **do not** need to report any of them:

- Money lent to you that you are legally bound to repay
- Supplemental Nutrition Assistance Program (SNAP) benefits or Women, Infants, and Children (WIC) vouchers
- Payments by any party or by Medicare or any similar plan for hospital, dental, medical, or drug expenses whether or not the payment is made directly to the insured/recipient or to a third-party provider, and whether or not a premium is paid
- Money received during the year as low income or property tax rebates or as child day care credit
- Medical care payments made by Medicaid, the State Health Care Authority, the County Indigent Hospital Claims Fund, CHAMPUS, Veterans Administration (VA), or Workers' Compensation
- Rent subsidies, weatherization, energy, and housing rehabilitation benefits, such as Section 8 housing assistance
- Stipends paid to foster grandparents
- Free room and board when not considered compensation

LINE 4. Enter your wages, salaries, tips, etc. If your wages, salaries, tips, etc. were exempt or deducted from federal adjusted gross income on Schedule PIT-ADJ, you must include them on line 4 to calculate your modified gross income.

LINE 5. Enter the gross amount of social security benefits, pensions, annuities, and Railroad Retirement benefits. If Medicare or other deductions were taken out of pensions or annuities, show the full pension or annuity amount before deductions.

LINE 6. Enter your unemployment benefits from all sources and any workers' compensation benefits you received. Do not include medical benefits.

LINE 7. Enter the amount you received from public as-

sistance, TANF or a similar program, general assistance benefits, and SSI. Do not include medical care benefits, rent subsidies, weatherization, energy, or housing rehabilitation benefits.

LINE 8. Enter your net profit from business, farm, or rentals. This includes income from self-employment. If it is a loss, enter zero. If you have more than one business, farm, or rental property, you **may not** offset the loss of one business, farm, or rental against the profit of another business, farm, or rental or against any other source of income.

LINE 9. Enter your gross capital gains. Do not reduce them by capital losses. Include in capital gains any gain on the sale of a personal residence in 2025 that is deferred or not subject to federal income tax.

LINE 10. Enter all gifts of cash or marketable tangible items no matter who gave them to you. You must give a reasonable value to the gifts.

LINE 11. Enter all income not included on lines 4 to 10, regardless of whether it is taxable as federal or state income. This income may include, but is not limited to:

- Interest, including interest from U.S. Government obligations and interest on state and municipal bonds
- Dividends
- Gross gambling, gaming, and lottery winnings from any source without reducing winnings by any losses
- Insurance or court settlements
- Scholarships, fellowships, prizes, awards, or grants
- Other cash prizes and awards
- VA benefits
- Income from an estate or trust
- Alimony, separate maintenance, and child support payments
- Receipt of contribution withdrawals from deferred compensation plans
- Royalties from any source
- Distributions from employee stock ownership plans or other employee benefit plans, except for medical benefits
- Income from discharge of indebtedness not involving bankruptcy
- Value of a legacy, devise, bequest, or inheritance received
- Distributions from partnerships, S corporations, or similar pass-through entities
- Amounts received from endowment contracts
- The value of room and board received as compensation
- All ordinary gains from dealing in or selling property
- Cost-of-living, moving, or other allowances received as compensation.

SECTION 2

Low Income Comprehensive Tax Rebate

LINE 14. To qualify for this rebate, all of the following must be true:

- You have a modified gross income of \$36,000 or less.
- You were a resident of New Mexico during the tax year.
- You were physically present in New Mexico for at least six months in 2025.
- You are not eligible to be claimed as a dependent of another taxpayer for 2025.
- You were not an inmate of a public institution for more than six months in 2025.

To find the amount of your low income comprehensive tax rebate, follow these steps:

1. In the left column of Table 1, *2025 Low Income Comprehensive Tax Rebate Table*, find the line that includes the modified gross income you entered on line 13.
2. Read across to the column that shows the number of exemptions you calculated on line 13a. This amount is your low income comprehensive tax rebate.
3. All taxpayers, other than married couples filing separate returns, enter this rebate amount on PIT-RC, line 14. Married couples filing separate returns divide this amount by 2 then enter the result on PIT-RC, line 14.

NOTE: Include your rebate amount on PIT-RC, line 26.

SECTION 3

Property Tax Rebate for Persons 65 or Older

This rebate is for property tax billed or rent paid during tax year 2025 on your principal place of residence in New Mexico. The property tax rebate cannot exceed \$250 or, for a married taxpayer filing a separate return, the rebate cannot exceed \$125.

IMPORTANT: No property tax rebate is available for property that is not subject to property tax.

To qualify for a rebate all of the following must be true:

- You have a modified gross income of \$16,000 or less.
- You were age 65 or older on the last day of the tax year.
- You were a resident of New Mexico during the tax year.
- You were physically present in New Mexico for at least six months in 2025.
- You are not eligible to be claimed as a dependent of another taxpayer for 2025.
- You were not an inmate of a public institution for more than six months in 2025.

What is Principal Place of Residence?

For purposes of the property tax rebate for persons 65 or older, principal place of residence is the dwelling and related structures—whether owned or rented—and only the amount of surrounding land reasonably necessary to use the dwelling as a home. The surrounding land may not exceed five acres.

If you have more acreage than is reasonably necessary to maintain a dwelling, adjust the amount of property tax billed to reflect the principal place of residence only. You may use only this smaller amount to calculate the tax rebate.

Example. If a taxpayer's principal place of residence is located on 25 acres, include the total amount of property tax billed for the house alone plus the part of the land that is reasonably necessary to maintain the residence, but not more than 5 acres.

If only one acre is reasonably necessary to maintain the residence, divide the tax due on the land by the total number of acres for which property tax was billed.

Add the property tax billed on the home to the amount of property tax billed on the land. The total is the amount of property tax billed. Use this total amount to calculate your rebate.

LINE 15. Complete line 15 only if you own your principal place of residence and you were billed property tax. The property tax you claim on line 15 is only that part of the annual property tax billed for the period you lived there.

Table 1. 2025 Low-Income Comprehensive Tax Rebate Table

Modified gross Income from PIT-RC, Line 13		Number of Exemptions from PIT-RC, Line 13a					
	But not over	1	2	3	4	5	6 or more
0	1,000	224	298	373	448	522	597
1,001	1,500	252	362	465	580	655	775
1,501	2,500	252	362	465	580	655	810
2,501	7,500	252	362	465	580	655	839
7,501	8,000	235	356	448	568	660	839
8,001	9,000	212	327	431	551	660	804
9,001	10,000	195	287	390	488	586	764
10,001	11,500	166	241	316	413	511	689
11,501	13,000	149	212	270	339	419	551
13,001	14,500	132	195	252	316	362	448
14,501	16,500	120	178	212	270	327	385
16,501	18,000	114	149	189	241	287	344
18,001	19,500	103	132	166	206	252	298
19,501	21,000	91	120	160	189	212	264
21,001	23,000	91	120	160	189	212	264
23,001	24,500	86	114	137	166	195	224
24,501	26,000	74	103	132	160	178	206
26,001	27,500	63	91	120	149	160	195
27,501	29,500	57	86	114	132	149	178
29,501	31,000	45	63	91	114	132	149
31,001	32,500	40	57	74	91	114	120
32,501	34,000	28	45	57	74	91	103
34,001	36,000	17	40	45	63	74	86

For the definition of “principal place of residence,” see “What is Principal Place of Residence?” on page RC-5.

Changes in Your Principal Place of Residence

If you paid rent for your principal place of residence for part of the year, and you were billed property tax for your principal place of residence for the other part of the year, you can claim both for the parts of the year you lived in the residence.

If you were billed property tax on your manufactured home and you also paid rent for your lot or space, you can claim both.

LINE 16. Complete line 16 only if you rented your principal place of residence in 2025.

LINE 16a. Complete line 16a **only** if you paid rent on your principal place of residence.

Enter the total amount of rent you paid during 2025, including any rent subsidy paid by a government entity to your landlord.

LINE 16b. If a government entity paid a subsidy, mark an **X** in box 16b.

LINE 16c. Multiply line 16a by 0.06, and enter the product in 16c.

LINE 17. This rebate is for the property tax billed during tax year 2025. The property tax rebate may not exceed \$250 or, for a married taxpayer filing a separate return, the rebate may not exceed \$125.

IMPORTANT: Make sure to include the amount on line 17c in the amount on PIT-RC, line 26.

LINE 17b. To find your maximum property tax liability, follow these steps:

1. On Table 2, *2025 Maximum Property Tax Liability Table*, find the Modified Gross Income range for the amount you entered on PIT-RC, line 13.
2. Read across Table 2, *2025 Maximum Property Tax Liability Table* to the **Maximum Property Tax Liability** column, and enter the amount on line **17b**.

LINE 17c. Subtract the amount on line 17b from the amount on line 17a. Enter the amount of the difference on line 17c.

If the amount is less than zero, enter **0**. If the amount is \$250 or over, enter **\$250** (the maximum allowed).

Married Couples Filing Separately

Married couples filing separate returns calculate the property tax rebate in a different way than other taxpayers.

Subtract line 17b (maximum property tax liability) from line 17a (allowable amount of property tax billed and rent paid), and then divide the difference by 2. Enter this amount on line 17c.

If the amount is less than zero, enter **0**. If the amount is \$125 or over, enter **\$125** (the maximum allowed).

TABLE 2. 2025 Maximum Property Tax Liability Table		
Modified Gross Income from PIT-RC		Maximum Property Tax Liability
	But Not Over	
0	1,000	20
1,001	2,000	25
2,001	3,000	30
3,001	4,000	35
4,001	5,000	40
5,001	6,000	45
6,001	7,000	50
7,001	8,000	55
8,001	9,000	60
9,001	10,000	75
10,001	11,000	90
11,001	12,000	105
12,001	13,000	120
13,001	14,000	135
14,001	15,000	150
15,001	16,000	180

SECTION 4

Additional Low Income Property Tax Rebate

This low income property tax rebate is for property tax paid during tax year 2025 on your principal place of residence (defined later in this section) in Los Alamos County, Santa Fe County, Doña Ana County, or Bernalillo County. This property tax rebate may not exceed \$350 or, for a married taxpayer filing a separate return, \$175.

IMPORTANT: No property tax rebate is available for property that is not subject to property tax.

No Age Limit

You do not need to be 65 or older to be eligible for this rebate. If you are a Los Alamos County, Santa Fe County, Doña Ana County, or Bernalillo County resident who is age 65 or older on the last day of the tax year, you may be eligible for this rebate **and** the property tax rebate for persons 65 or older on line 17c.

Requirements

To qualify for the rebate, all of the following must be true:

- You have a principal place of residence in Los Alamos County, Santa Fe County, Doña Ana County, or Bernalillo County.
- You have a modified gross income of \$24,000 or less.
- You were a resident of New Mexico during the tax year.
- You were physically present in New Mexico for at least six months in 2025.
- You were not eligible to be claimed as an other depen-

dent of another taxpayer for 2025.

- You were not an inmate of a public institution for more than six months in 2025.

Mailing Address Not In Counties

If the mailing address on your 2025 PIT-1 return is not a Los Alamos County, Santa Fe County, Doña Ana County, or Bernalillo County address, you must attach a property tax statement to your return.

Definition of “Principal Place of Residence” For This Rebate

For the purposes of the low income property tax rebate for Los Alamos County, Santa Fe County, Doña Ana County, and Bernalillo County residents only, principal place of residence is the dwelling and related structures the taxpayer owns and occupies, and only that amount of surrounding land reasonably necessary to use the dwelling as a home. The surrounding land may not exceed five acres. For purposes of this credit, a principal place of residence does not include rented land or structures.

If you have more acreage than is reasonably necessary to maintain a dwelling, adjust the amount of property tax billed to reflect the principal place of residence only. You are required to use this smaller amount to calculate the tax rebate.

Table 3. 2025 Low Income Property Tax Rebate Table for Los Alamos County, Santa Fe County, Doña Ana County, or Bernalillo County Residents Only		
Modified Gross Income from PIT-RC, Line 13		Property Tax Rebate Percentage (of property tax liability)
	But Not Over	
0	8,000	75%
8,001	10,000	70%
10,001	12,000	65%
12,001	14,000	60%
14,001	16,000	55%
16,001	18,000	50%
18,001	20,000	45%
20,001	22,000	40%
22,001	24,000	35%

Boxes 18. Mark either the **Los Alamos County** box, the **Santa Fe County** box, the **Doña Ana County** box, or the **Bernalillo County** box to indicate the county where your principal place of residence was located and for which you are claiming the additional low income property tax rebate.

LINE 18a. For property you own that is your principal place of residence, enter the tax billed for the calendar year.

LINE 18b. To find the percentage of your property tax rebate, follow these steps:

1. On Table 3, *2025 Low Income Property Tax Rebate Table for Los Alamos County, Santa Fe County, Doña Ana County, or Bernalillo County Residents Only*, find the Modified Gross Income range that includes the amount you entered on PIT-RC, line 13.
2. Read across to the **Property Tax Rebate Percentage** column, and enter this percentage on line 18b.

LINE 18c. Multiply the percentage on line 18b (property tax rebate percentage) by the amount on line 18a (allowable property tax billed). Enter the product on line 18c.

If the amount is less than zero, enter **0**. If the amount is \$350 or over, enter **\$350** (the maximum allowed).

Married Couples Filing Separately

Married couples filing separate returns calculate the property tax rebate in a different way than other taxpayers.

Multiply 18a by 18b, and then divide the product by 2. Enter this amount on line 18c.

If the amount is less than zero, enter **0**. If the amount is \$175 or over, enter **\$175** (the maximum allowed).

Example. The property tax billed to Los Alamos County Resident A on her principal place of residence was \$800 for calendar year 2025. On line 18a, Resident A enters \$800. Because her modified gross income for 2025 was \$19,000, Resident A enters on line 18b the property tax rebate percentage of 45%.

To calculate line 18c, Resident A multiplies \$800 by 0.45 (45%). The result is \$360, but because the maximum rebate allowable is \$350, she enters \$350 on line 18c.

IMPORTANT: Include the amount on line 18c in the amount on PIT-RC, line 26.

SECTION 5

New Mexico Child Day Care Credit

The child day care credit may not exceed \$1,200 or, for a married taxpayer filing a separate return, \$600.

Married individuals maintaining a household for one or more qualifying dependents, but filing separate returns for a tax year, may each claim only half the credit allowed on a joint return.

To qualify for the credit, all of the following must be true:

- You have a modified gross income of \$30,160 or less.
- You were a resident of New Mexico during any part of the tax year.
- You provided over half the cost of maintaining a household for one or more qualifying dependents for the part of the tax year for which you are claiming the credit (either separately or jointly with a spouse).
- You were gainfully employed for the part of the tax year

for which you are claiming the credit.

- You were not a recipient of public assistance under TANF, the New Mexico Works Act, or a similar program during the part of the tax year for which you are claiming the credit.
- You have not been reimbursed or compensated for the amount of child day care expense for which you are claiming the credit.
- You are not eligible to be claimed as a dependent of another taxpayer for 2025.

Reimbursed or compensated child day care expenses, like those paid with pre-tax dollars under cafeteria and similar benefit plans, are also ineligible.

Residency Requirement

If you qualify as a first-year, full-year, or part-year resident of New Mexico, you may claim the child day care credit. For definitions of residency, see “Definitions” on page PIT-1-4 of the PIT-1 instructions.

Public Assistance

The Department checks with appropriate state agencies to verify if you are receiving public assistance.

Caregiver Qualifications

You cannot claim a credit for amounts paid to a caregiver unless all of the following are true for the caregiver:

- If an individual, the caregiver was at least 18 years old when providing the care.
- The caregiver provided the day care service in New Mexico.
- The caregiver provided day care for less than 24 hours daily.
- You or your spouse could not claim the caregiver as a dependent for federal income tax purposes.

Married Couples Filing Separately

If spouses file a joint return, both must have been gainfully employed unless one was disabled for the part of the tax year for which you are claiming the credit. Couples who maintain a household for one or more qualifying dependents, but file separate returns for a tax year, may each claim only half the credit allowed for a joint return.

Keep Copies of Your Receipts

In case you are selected for audit or verification of the expenses you claim, make sure to keep copies of all your receipts with your records.

Definitions for Child Day Care Credit

“Qualifying dependent” means a person under the age of 15 at the end of the tax year who has received the services of a caregiver. “Dependent” includes a child of divorced or legally separated parents when the taxpayer meets all requirements for claiming a federal child care credit.

“Gainfully employed” means working for others for compensation, either full-time or part-time, or being self-employed. Actively seeking employment or school attendance does not

qualify as gainful employment.

“Cost of maintaining a household” means the expenses for operating the principal place of residence for the mutual benefit of its occupants. These expenses include property taxes, mortgage interest, rent, utility charges, upkeep and repairs, property insurance, and food. Cost of maintaining a household does not include cost of clothing, education, medical treatment, vacations, life insurance, transportation, or principal payments on mortgages.

“Disabled person” means a person who has a medically determinable physical or mental impairment, as certified by a licensed physician or an advanced practice registered nurse, certified nurse-midwife or physician assistant working within that person’s scope of practice, that renders the person unable to engage in gainful employment.

NOTE: The Department may ask you to provide certification of your disability, but do not include it with your return.

“Caregiver” means either an individual 18 years of age or older, or a corporation that receives compensation from the credit claimant for providing direct care and supervision to a qualifying dependent in New Mexico. A caregiver may be related to, but not a dependent of, the claimant.

Example of Attending School and Working. You are a single parent who provides over 50% of the support for a dependent child. You attended school from January through May, and became gainfully employed full time on June 1. You had child care expenses for the entire year from a caregiver located in New Mexico. You were not compensated or reimbursed for child day care services during the tax year.

You can claim the credit for child care only for expenses from June through December, while you were employed. You cannot count expenses for child care from January through May, while you were attending school and not working.

Calculating and Claiming the Credit

To calculate and claim your allowable Child Day Care Credit, follow these steps:

1. From each caregiver, get a Form PIT-CG, *New Mexico Caregiver’s Statement*.
2. Use the information on the PIT-CGs to complete the *Child Day Care Credit Worksheet*. Only include qualifying day care expenses performed in New Mexico.
3. Make copies of the *Child Day Care Credit Worksheet* and all PIT-CGs. Keep the originals for your records.
4. Submit copies of **both** the *Child Day Care Credit Worksheet* and all PIT-CG’s with your PIT-1 return.

For more information, see *Quick Guide 10- New Mexico’s Income Tax Child Day Care Credit*, at <https://www.tax.newmexico.gov/forms-publications/>. Select Quick Guides (Formerly Brochures) from the Publications folder.

LINE 19. From your *Child Day Care Credit Worksheet*, enter the sum of the amounts in Column G, but no more than

\$1,200. This is your child day care credit.

LINE 20. Enter the total of your qualified dependents under age 15 who received child day care services in 2025.

LINE 21. Enter the amount of the federal child and dependent care credit you claimed on your federal Schedule 3, line 2.

First-Year Residents Only

To calculate your federal child and dependent care credit adjustment, use *For First-Year Residents Only Worksheet to Adjust the Federal Credit for Child and Dependent Care Credit*. Enter the amount from line 5 of the worksheet.

For First-Year Residents Only Worksheet to Adjust the Federal Credit for Child and Dependent Care Credit	
1. Enter the amount of federal child and dependent care credit allowed on the federal Schedule 3, line 2.	\$
2. Enter the number of days during the tax year that you were a resident of New Mexico.	
3. Enter the number of days during the tax year, either 365 days or 366 days for a leap year.	
4. Divide line 2 by line 3. Round to three decimal places	__ . __ __ __
5. Multiply line 4 by line 1. Enter this amount on PIT-RC, line 21.	\$

LINE 22. The maximum New Mexico day care credit amount is \$1,200, where a maximum of \$480 is allowable per child.

To find the amount of New Mexico child day care credit you can claim, subtract line 21 from line 19.

Married Couples Filing Separately

If married filing separately, subtract line 21 from line 19, and divide by 2. Enter this amount on line 22. Couples who maintain a household for one or more qualifying dependents, but file separate returns for a tax year, may each claim only half the credit allowed for a joint return.

Example For More Than One Child.

You have three children and each child received 200 days of care. You were not compensated or reimbursed for child day care services during the tax year. The fee was \$10 daily for each child.

On the *Child Day Care Credit Worksheet*, enter your first child's name and age in columns A and B. Enter the number of days of care (200) in column C. Even though the actual amount you paid was \$10, enter \$8 in column D because the maximum allowable daily amount for calculating the credit is \$8.

For column E, calculate the amount allowed for the year, as shown here:

$$200 \times \$8 = \$1,600 \text{ (amount allowed)}$$

For column G, first find 40% of \$1,600, as shown next:
 $0.40 \times \$1,600 = \640 (40% of \$1,600)

Because \$640 is greater than \$480 (the maximum allowable amount per child), enter \$480 in column G.

Calculate the credit amounts for the second and third child in the same way. The total for the three children is \$1,440 (3 x \$480). Because this is more than \$1,200 (the maximum allowable credit amount), you enter \$1,200 on line 19.

Example For Paying Different Rates.

You paid more than one rate for child care. Your child received 100 days of care at \$7 per day and 50 more days at \$10 per day.

On the *Child Day Care Credit Worksheet*, enter the child's name and age in columns A and B. In columns C and D, enter 100 (days of care) and \$7 (amount paid per day).

For column E, calculate the amount allowed for the year, as shown here:

$$100 \times \$7 = \$700 \text{ (amount allowed)}$$

For Column G, first find 40% of 700, as shown next:
 $0.40 \times \$700 = \280 (40% of \$700)

On the next line of the worksheet write "same child." In column C, enter 50 for days of care. In column D, enter \$8 (maximum daily amount) even though the actual amount you paid was \$10.

For column E, calculate the amount allowed for the year, as shown here:

$$50 \times \$8 = \$400 \text{ (amount allowed)}$$

For column G, first find 40% of \$400, as shown next:
 $0.40 \times \$400 = \160 (40% of \$400)

Then add the two partial credit amounts in column G and enter \$440 (the sum) on line 19.

$$\$280 + \$160 = \$440$$

SECTION 6

Refundable Tax Credits

Complete lines 23 through 25 to claim the refundable tax credits.

LINE 23. Refundable Medical Care Credit for Persons 65 or Older

If you or your spouse are 65 years of age or older, and you paid unreimbursed and uncompensated medical care expenses of \$28,000 or more during tax year 2025, you may claim a tax credit of \$2,800. The medical care expenses can be for the care of any combination of you, your spouse, or dependents.

To qualify for the Refundable Medical Care Credit for Persons 65 or Older the following must be true:

- You are not eligible to be claimed as a dependent of another taxpayer for 2025.

If you qualify for the credit, enter \$2,800. Married couples filing separate returns may each claim one-half of the credit (\$1400) that would have been allowed on a joint return.

Additional Benefit on PIT-ADJ

If you are eligible to claim the refundable medical care credit for persons age 65 years or older, you are also eligible to claim the medical care expense exemption for persons 65 years or older reported on Schedule PIT-ADJ, line 18. To claim the tax exemption, you must complete Schedule PIT-ADJ.

Types of Medical Expenses Allowed

For purposes of this credit, please include qualified expenses used to calculate the medical care expense exemption for persons 65 years or older you reported on PIT-ADJ, line 18.

LINE 24. Special Needs Adopted Child Tax Credit

If you qualify for the special needs adopted child tax credit, enter \$1,500 for each special needs adopted child. If you are married filing separately, enter \$750 for each child. Married individuals who file separate returns may each claim one-half of the credit.

You may claim the special needs adopted child tax credit if all of the following are true:

- You file a New Mexico PIT-1 return.
- You are not a dependent of another taxpayer.
- You adopted a special needs child.
- You claimed the special needs adopted child as a dependent on your federal tax return.

Definitions

“Special needs adopted child” means an individual who may be over 18 years of age and who is certified by the New Mexico Children, Youth, and Families Department (CYFD) or a licensed child placement agency as meeting the definition of a “difficult to place child” pursuant to the Adoption Act. The classification is based on physical or mental impairment or an emotional disturbance that is at least moderately disabling.

Attach the Certificate the First Year

In the first year you claim the special needs adopted child tax credit for a qualifying adopted child, you must attach a copy of the certificate issued by CYFD or the licensed child placement agency for each qualifying adopted child.

If you claimed the credit for adoption of special needs children for a qualifying adopted child in a prior year, you do not need to attach the supporting documentation to the return. Keep it in your files.

Line 25. Child Income Tax Credit

For taxable years beginning January 1, 2023 and prior to January 1, 2032, a taxpayer who is a resident and is not a dependent of another individual may apply for, and the department may allow, a credit against the taxpayer’s tax liability imposed pursuant to the Income Tax Act for each qualifying child of the taxpayer.

To qualify for the Child Income Tax Credit all of the following must be true:

- You were a resident of New Mexico during the tax year.
- You are not eligible to be claimed as a dependent of another taxpayer for 2025.

“Qualifying child” means “qualifying child” as defined by Section 152(c) of the Internal Revenue Code, as that section may be amended or renumbered, but includes any minor child or stepchild of the taxpayer who would be a qualifying child for federal income tax purposes if the public assistance contributing to the support of the child or stepchild was considered to have been contributed by the taxpayer.”

To calculate the Child Income Tax Credit for PIT-RC, line 25, complete the *Line 25. Worksheet for Calculating Child Income Tax Credit*

Married Couples Filing Separately

Married individuals filing separate returns for a taxable year for which they could have filed a joint return may each claim only one-half of the Child Income Tax Credit that would have been claimed on a joint return.

Line 25. Worksheet for Calculating Child Income Tax Credit	
1. Enter Adjusted Gross Income from PIT-1, Line 9	
2. Using <i>Table 4, 2025 Child Income Tax Credit Income Table</i> , find the row that includes the adjusted gross income entered on the line above. Read across to the column that shows the amount of credit per qualifying child and enter amount here. If the adjusted gross income is less than zero, use the amount shown in the first row of the table. If the adjusted gross income is more than \$350,000 use the amount shown in the last row of the table.	
3. Enter total number of qualifying children	
4. Multiply line 2 by line 3. This is your Child Income Tax Credit. Enter on PIT-RC, line 25	

Table 4. 2025 Child Income Tax Credit Income Table		
Adjusted Gross Income from PIT-1, Line 9		Amount of credit per qualifying child is
	But Not Over	
\$0	\$25,000	\$637
25,001	50,000	424
50,001	75,000	212
75,001	100,000	106
100,001	200,000	79
200,001	350,000	53
350,001		26

SECTION 7

Total Rebates and Credits Claimed

Follow these steps to complete PIT-RC:

1. Add the amounts, if any, on lines 14, 17c, 18c, 22, 23, 24, and 25.
2. Enter the total on line 26.
3. On PIT-1, line 24, enter the amount from PIT-RC, line 26.
4. Submit PIT-RC and any required documentation with your PIT-1 to the Department.

Did you know you can file your Personal Income
Tax return on the New Mexico Taxation and Revenue
Department website for free?

It is fast, easy, and secure.

Just visit:

<https://tap.state.nm.us>

INSTRUCTIONS FOR 2025 PIT-B

SCHEDULE OF NEW MEXICO ALLOCATION AND APPORTIONMENT OF INCOME

GENERAL INFORMATION

This section gives general information about Schedule PIT-B, *Schedule of New Mexico Allocation and Apportionment of Income*. Detailed instructions for completing Schedule PIT-B start at “COMPLETING THE TOP OF PAGE 1” on page B-3.

PIT-B is for taxpayers with income from sources **both** inside and outside New Mexico. Schedule PIT-B provides a credit against New Mexico tax equal to the New Mexico source income divided by total income everywhere.

NOTE: Qualifying residents may be eligible to claim *credit for taxes paid to another state*. See instructions for PIT-1, line 20 for more information.

New Mexico source income is derived by allocating and apportioning total income. If you have income from sources both inside and outside New Mexico, attach and submit Schedule PIT-B with your PIT-1 Return.

For information about a married couple filing a joint return where one spouse, but not both, is a resident of a community property state, see “Information About Community and Separate Income” on page B-1.

NOTE: When both spouses are residents of community property states, or both spouses are residents of non-community property states, the special allocation and apportionment rules do not require additional instructions.

Residency Definitions

On PIT-1 instructions after “Resident” on page PIT-1-4, you can find definitions of the following terms:

- Resident
- First-year resident
- Part-year resident
- Non-resident.

DEFINITIONS AND OTHER USEFUL INFORMATION

The following topics are described next to help you complete PIT-B:

- Allocated income
- Apportioned income
- Community income
- Information about community and separate income
- Allocation of community and separate income
- Income and residency of military servicemember’s spouse.

Allocated Income

“Allocated income” means nonbusiness income reported on PIT-B, lines 1 to 7. Using the specific line instructions, base the allocation on either of the following:

- The date you received the income (for example, wages, interest, or dividends of a first-year resident), **or**

- The location of the income-earning property or activity (for example, rent and royalty income).

Apportioned Income

“Apportioned income” means business and farm income you report on PIT-B, line 8. Business and farm income includes income reported on federal Schedules C, C-EZ, F, or other schedules that characterize income as business-related. Business income is apportioned based on the location of the income-earning property or activity.

Community Income

“Community income” is income from community property acquired by persons domiciled in a community property state during the marriage. It can be either:

- nonbusiness income (example, wages, salaries, dividends, interest, royalties, or rents), or
- business income (example, Schedule C gross receipts or farm income).

Married Filing Jointly. When a couple files married filing jointly, all income and payments are combined and tax is computed on the sum of all community and separate income.

Married Filing Separately. When a couple files married filing separately, each spouse reports 50% of community income and all income generated from the separate property of the spouse who owns the property.

When a couple’s income is not evenly divided, you must attach a statement showing the correct division of community and separate income and payments.

When one spouse, but not both, resides in a community property state and the couple has income from sources both inside and outside New Mexico, special instructions for completing Schedule PIT-B are usually needed. For specifics and examples, see the next section.

INFORMATION ABOUT COMMUNITY AND SEPARATE INCOME

The laws of the state of domicile generally govern whether you have community property and community income—or separate property and separate income—for federal and state tax purposes. Community property states are New Mexico, Arizona, California, Idaho, Louisiana, Nevada, Texas, Washington, and Wisconsin.

Because New Mexico is a community property state, all assets and liabilities acquired during a marriage are the community property of both spouses, unless the property is separate property.

Allocation of Community and Separate Income

When one spouse, but not both, is a resident of a community property state:

- Half of the community income of the spouse who is a resident of a community property state is equally divided between both spouses, **and**
- 100% of the separate income is treated as if it was the income of the spouse who owns the property.

For your records, create a worksheet of each spouse's income. Divide the community income equally between each spouse and assign 100% of separate income to the spouse who owns the separate property.

Then determine the New Mexico residency status of each spouse. Based on each spouse's New Mexico residency status, and using the line instructions, determine the correct allocation and apportionment rules to apply to the type of income for each spouse.

Example 1. A New Mexico full-year resident and a Colorado resident (non-resident of New Mexico) are married and file a joint return. The New Mexico resident has wage income from employment in Texas. Because New Mexico is a community property state and the resident spouse is domiciled in New Mexico, the resident spouse's wage income is community property. Half the wage income from employment in Texas is the property of each spouse.

The instructions for PIT-B, line 1, require that half of the New Mexico resident's wage income is allocated in full to New Mexico, even if the income was not earned in New Mexico. The non-resident spouse's share of the community wage income is not allocated to New Mexico, because the income is not from services performed in New Mexico.

Example 2. Use the same facts as Example 1, except the wage income is the separate income of the New Mexico resident spouse due to a separation agreement. All wage income is allocated to New Mexico, because the spouse entitled to the benefit of the entire amount of wage income is a resident of New Mexico.

The New Mexico resident must allocate this wage income according to the line instructions for a **resident** taxpayer on PIT-B, line 1.

Example 3. Again, use the same facts as Example 1, except wages from employment in Texas were earned by the non-resident spouse who was domiciled in Texas. Because the non-resident spouse is domiciled in a community property state, the wage income is community property.

When both spouses are residents of community property states or both spouses are residents of non-community property states, special allocation and apportionment rules are not needed.

Half of the community income is allocated to New Mexico, based on the instructions for the resident spouse's share of the community income. The other half of the community income is not allocated to New Mexico, based on the instructions for the non-resident spouse's share of the community income.

Example 4. If both spouses are residents of New Mexico, all community wage income is allocated to New Mexico.

More Information about Community and Separate Income

For general guidance in determining whether income is community income or separate income, see the following publication:

- FYI-310, *Community Property, Divorce, Separation, and Your New Mexico Income Tax* and
- Internal Revenue Service (IRS) Publication 555, *Community Property*.

Publication FYI-310 is available at <https://www.tax.new-mexico.gov/forms-publications/>. Select **FYIs** from the **Publications** folder. Open the **300 Series- Income Taxes** folder to access FYI-310. Publication 555 is available on the IRS website at www.irs.gov.

Military Servicemember's Spouse

These instructions are effective beginning with tax year 2018.

Income and Residency

These rules apply to a military servicemember's spouse who moves to New Mexico solely to be with the servicemember who is in the state due to military orders.

They may source their non-military wages, salaries, tips and other income from services performed to their chosen state of domicile instead of the state where the income is earned. For tax purposes, this can be either the domicile state that the servicemember claims or the state in which the servicemember's spouse has established domicile.

The following restrictions apply to the servicemember and spouse:

- The servicemember must have declared a "domicile for purposes of withholding state income taxes from military pay" in their state of domicile.
- The servicemember must be in the new state due to military orders.
- The servicemember's spouse must be in the new state solely to be with the military spouse.

IMPORTANT: The servicemember continues to allocate non-military income from services performed to the state where the income was earned.

New Mexico Resident Spouses

If you are a New Mexico resident who is a qualifying servicemember's spouse living in another state, do **both** of the following:

- Complete a New Mexico PIT-1 Return as a resident taxpayer.
- Allocate wages, salaries, tips, and other income from services performed as if they were earned in New Mexico, even though you earned the income in another state.

For details, see Form RPD-41348, *Guidance for New Mexico Resident Military Spouses Claiming Relief From Another State's Income and Withholding Tax Requirements* on the

Department website at <https://www.tax.newmexico.gov/forms-publications>. Select the following items in this order:

- Income Taxes,
- Personal Income Tax (PIT) - Current Year,
- Other PIT-Related Forms, **then**
- RPD-41348 *Guidance for New Mexico Resident Military Spouses Claiming Relief From Another State's Income and Withholding Tax Requirements*

Non-Resident Spouses

If you are a non-resident of New Mexico who is a qualifying servicemember's spouse living in New Mexico, do **all** of the following:

- Complete a New Mexico PIT-1 as a non-resident taxpayer.
- Allocate income from services performed in New Mexico to the state of legal residency.
- Mark the E or F box at the top of PIT-B to indicate status as primary taxpayer or spouse, and qualification for relief under the Military Spouse Residency Relief Act.

Part-Year or First-Year Residents

If you are a part-year or first-year New Mexico resident, who is a qualifying servicemember's spouse, allocate income from services performed in New Mexico to New Mexico during periods when you were a resident of New Mexico.

If you are a military servicemember's spouse, eligible to claim an exempt New Mexico withholding status based on the Military Spouse Residency Relief Act, you must annually submit Form RPD-41348 to your employer or payor responsible for withholding New Mexico tax. Keep a copy, signed by the employer or payor, in your records. Do not submit RPD-41348 with your PIT-1 unless the Department requests it.

NOTE: Your employer or payor must sign a new RPD-41348 annually, or when your situation changes.

How to Prepare the PIT-B

You can find out more about preparing your PIT-B, in the next sections:

- Overview;
- Completing the Top of Page 1;
- About Line Instructions and columns;
- Line Instructions for Page 1; **and**
- Instructions for Page 2 Worksheet.

OVERVIEW

Follow these steps to prepare and complete Schedule PIT-B:

1. On PIT-1 instructions read, "Important Guidelines" on page PIT-1-21.
2. Before beginning PIT-B, complete your federal return and your New Mexico PIT-1 through line 17.
3. Gather any additional forms or publications you need. For helpful resources, see "Contacting the Department" on page PIT-1-1 of the PIT-1 instructions.
4. Collect any additional tax records to show the sources of your income items. Some taxpayers find it helpful to make a list identifying the source of each income item reported for federal income tax purposes.

5. Fill in your PIT-B using the line instructions that begin with "LINE INSTRUCTIONS AND COLUMNS" on page B-4. Specific instructions for lines 1, 2, 3, and 7 apply to column 2 for different residency statuses. Follow the instructions for the residency status you reported on PIT-1, boxes 1e and 2e.

NOTE: You can find more information including definitions for resident, first-year resident, part-year resident, and non-resident on PIT-1 instructions, beginning with "Who Must File" on page PIT-1-2.

6. If you have an entry on line 8, column 1, complete the worksheet on PIT-B, page 2 unless the entry on line 8, column 2 is the same as column 1 or is zero. Line instructions for the worksheet begin with "INSTRUCTIONS FOR PAGE 2, WORKSHEET FOR APPORTIONMENT OF BUSINESS AND FARM INCOME" on page B-9.
7. Check your figures on PIT-B and, if applicable, the worksheet. Make sure the arithmetic is correct, and that you limited your entries when required.

IMPORTANT: Remember that residents must allocate income and deductions on lines 1, 2, 3, and 7 in full to New Mexico.

8. Do a final check on these parts of PIT-B:
 - Is your correct name and social security number shown?
 - Is page 1 and, if applicable, page 2 complete?
 - Have you answered all required questions?
9. Do a final check on these lines of PIT-B and PIT-1:
 - You correctly transferred your tax liability from PIT-B, line 14, to PIT-1, line 18.
 - You entered **B** in the PIT-1, line 18a box to indicate you used PIT-B to compute your tax.

COMPLETING THE TOP OF PAGE 1

Enter the taxpayer's first name, middle initial, last name, and social security number exactly as they appear on the PIT-1.

Part-Year and First-Year Residents Line A and B

Part-year and first-year residents enter the beginning and ending date for the tax year when the taxpayer was a resident of New Mexico.

Line C and D

If you are married filing jointly, and your spouse's residency period is different, enter the period of residency for your spouse.

NOTE: If additional periods of residency apply, write them on PIT-B in the space below the lines.

MILITARY: Box E and F

If either the primary taxpayer or spouse is a qualifying military servicemember's spouse (see "Income and Residency" on page B-2), is not a resident of New Mexico, and is allocating income earned from services performed in New Mexico to the state of residence, at the top of PIT-B mark box E (Taxpayer) or F (Spouse).

IMPORTANT: Marking box E or F is required to indicate

qualification for relief under the Military Spouse Residency Relief Act.

LINE INSTRUCTIONS AND COLUMNS

These instructions are intended to make it easier for you to complete the PIT-B. No instructions are given for lines that tell you to add, subtract, or perform similar actions.

Each line instruction describes the allocation and apportionment rules for the type of income.

References to Line Numbers on Federal Forms

Line number references to federal forms are for your convenience. They are based on information available to the Department at the time these instructions go to print.

Completing the Columns

First complete column 1. You can usually take the amount from your federal return.

Column 2 and Residency Status

Because many amounts you enter in column 2 are determined by your residency status, make sure to use the correct residency status instructions. If you are filing a joint return, use the residency status instructions for you and your spouse.

New Mexico residency status is defined on PIT-1 instructions, starting with "Definitions" on page PIT-1-4. You report your residency status on PIT-1, page 1, lines 1e and 2e.

LINE INSTRUCTIONS FOR PAGE 1

Detailed instructions for each line are given here, along with specific information about columns.

Section 1: Allocation of Nonbusiness Income

LINE 1. Wages, salaries, tips, etc.

To calculate the credit for taxes paid to another state, see "Credit for Taxes Paid to Another State" on page PIT-1-13 of the 2025 PIT-1 instructions.

Line 1, Column 1

Enter the amount of wages, salaries, tips, etc. from federal Form 1040 or 1040SR, line 1.

Line 1, Column 2

Refer to *Table B-1. Wages, salaries, tips, etc. Column 2.*

Payment for annual leave, sick leave, and holiday leave associated with employment or services performed in New Mexico is New Mexico income.

Non-residents who work regularly in New Mexico but temporarily assigned to duty outside New Mexico* may use the PIT-110 Worksheet, *Adjustment to New Mexico Income*. You can get this worksheet from the Department website or from any Department office.

NOTE: "Temporarily assigned to duty outside New Mexico" does **not** include partial days.

If your taxable wages and other compensation include moving expenses, the compensation is taxable to New Mexico only if the move is made from another state into New Mexico.

Non-resident military and non-resident U.S. Public Health Service members wages or salary. Exclude from line 1, columns 1 and 2, any military wages or salary earned by a non-resident servicemember that was:

- Also included in federal adjusted gross income, **and**
- Reported on PIT-1, line 9.

If you changed your domicile or residency to, or from, New Mexico during the tax year, exclude only the military salary or wages earned while a non-resident of New Mexico. If any or all non-resident wages or salaries were for active duty military service in the U.S. Armed Forces or U.S. Public Health Service, that amount is also included in the amount you deducted from your New Mexico taxable income on Schedule PIT-ADJ, lines 17 and 22 respectively.

Non-resident servicemember's non-military wages or salary. Include in line 1, columns 1 and 2, all non-military wages or salary earned from services performed in New Mexico.

Qualifying non-resident military servicemember's spouse. A qualifying non-resident military servicemember's spouse who has a signed Form RPD-41348, *Military Spouse Withholding Tax Exemption Statement*, may allocate income earned from services performed in New Mexico to the state

Table B-1. Wages, salaries, tips, etc. Column 2.

Residency	Instruction
Resident	New Mexico residents must allocate in full to New Mexico all amounts of wages, salaries, tips, etc. on PIT-B, line 1, column 1. If the income was earned outside New Mexico and tax was paid to the other state on that income, residents may claim a non-refundable credit for the tax paid to the other state on that income.
First-year resident	Enter all wages, salaries, tips, etc. earned inside and outside New Mexico after date in which New Mexico residency was established.
Part-year resident	Enter all wages, salaries, tips, etc. earned inside and outside New Mexico during the part of the year you were a resident of New Mexico.
Non-resident	Enter all wages, salaries, tips, etc. earned inside New Mexico or that came from services performed in New Mexico.

of residence by **excluding** the income in column 2. For details, see "Military Servicemember's Spouse" on page B-2.

Qualifying resident military service member's spouse.

A qualifying New Mexico resident military servicemember's spouse may allocate income earned in another state to New Mexico by **including** the income in column 2.

If you are a **first-year resident** or **part-year resident** who is a qualifying military servicemember's spouse, you may allocate income earned from services performed in another state to New Mexico during the part of the year you were a resident by **including** the income in column 2. During the part of the year you were a non-resident, allocate income earned in another state from services performed in that other state by **excluding** it from PIT-B, line 1, column 2.

LINE 1a. If you used Form PIT-110, *Adjustments to New Mexico Income*, in the calculation of line 1, column 2, mark the box.

LINE 2. Nonbusiness interest and dividends

Line 2, Column 1

To calculate nonbusiness interest and dividends, follow these steps:

1. Start with the amount of federal taxable interest on line 2b, and dividends on line 3b of federal Form 1040 or 1040SR.
2. If you have municipal bond income, subtract the New Mexico tax-exempt interest and dividends reported on PIT-ADJ, line 7, from the amount of federal tax-exempt dividends and interest reported on PIT-ADJ, line 1.
3. Add the amounts from steps 1 and 2.
4. Enter the result in line 2, column 1.

Line 2, Column 2

Refer to *Table B-2. Nonbusiness interest and dividends Column 2*.

Definition of Commercial Domicile

"Commercial domicile" means the principal place from which the trade or business of the taxpayer is directed or managed

as defined in 7-4-2(B) NMSA 1978.

EXAMPLE. A taxpayer with nonbusiness interest and dividends derived from a 1099-INT in another state, who is considered a resident, first-year resident, or part-year resident is required to allocate the nonbusiness income to New Mexico as described above on PIT-B, line 3, column 2.

NOTE: Business interest on dividends should be allocated and apportioned on PIT-B, line 6 or line 8, column 2.

LINE 3. Pensions, annuities, social security, and lump-sum distributions

Line 3, Column 1

From your federal Form 1040 or 1040SR return, enter the total amount of taxable IRA distributions on line 4b, taxable pensions and annuities on line 5b, and taxable social security on line 6b. Include ordinary income and lump-sum distributions on line 11, as reported on federal Form 4972, *Tax on Lump-Sum Distributions*.

Line 3, Column 2

Refer to *Table B-3. Pensions, annuities, social security, and lump-sum distributions Column 2*.

NOTE: Effective for retirement income received after December 31, 1995, federal law prohibits any state from imposing an income tax on certain retirement income (primarily pension income) of an individual unless that person is a resident of or domiciled in the state imposing the tax.

For example, if you receive a pension from your former California employer, but you established your domicile in New Mexico, California may not impose its income tax on that retirement income. New Mexico may impose its income tax on your retirement income, because you are a New Mexico resident.

LINE 4. Rents and royalties

All taxpayers with income from real property (including rents and royalties from oil and gas interests), tangible personal

Table B-2. Nonbusiness interest and dividends Column 2.

Residency	Instruction
Resident	New Mexico residents must allocate in full to New Mexico all amounts of nonbusiness interest and dividends on PIT-B, line 2, column 1. If you are a resident and you paid tax on that income to another state, you may claim a non-refundable credit for the tax paid to the other state on that income. To calculate the credit for taxes paid to another state, see "Credit for Taxes Paid to Another State" on page PIT-1-13 of the PIT-1 instructions.
First-year resident	Enter the amount of nonbusiness interest and dividends you received after establishing your residence in New Mexico. To determine when you received nonbusiness interest and dividends, use the date they were payable.
Part-year resident	Enter the amount of nonbusiness interest and dividends you received while a resident of New Mexico. To determine when you received nonbusiness interest and dividends, use the date they were payable.
Non-resident	Non-residents with no commercial domicile in New Mexico, enter zero. If you operate a business with a commercial domicile in New Mexico, allocate to New Mexico any nonbusiness interest and dividend income from your New Mexico operations.

Table B-3. Pensions, annuities, social security, and lump-sum distributions Column 2.	
Residency	Instruction
Resident	New Mexico residents must allocate in full to New Mexico all amounts of pensions, annuities, social security, and lump-sum distributions on PIT-B, line 3, column 1. If you are a resident and you paid tax on that income to another state, you may claim a non-refundable credit for the tax paid to the other state on that income. To calculate the credit for taxes paid to another state, see “Credit for Taxes Paid to Another State” on page PIT-1-13 of the PIT-1 instructions.
First-year resident	Add the following and enter the total: <ul style="list-style-type: none"> • Pension and annuity amounts you received after establishing residence in New Mexico, plus • The ordinary income portion of any lump-sum distribution from federal Form 4972 you earned the right to receive while a New Mexico resident.
Part-year resident	Add the following and enter the total: <ul style="list-style-type: none"> • The portion of pensions and annuities you received while you were a resident of New Mexico, plus • The ordinary income portion of any lump-sum distribution from federal Form 4972 you earned the right to receive while a New Mexico resident.
Non-resident	Enter zero. Pension and annuity income of a non-resident are not allocated to New Mexico.

property, or intangibles located or used in New Mexico must allocate and apportion the income or loss based on the location of the income-earning property. Intangibles are listed next and definitions for the use of copyrights and patents follow, along with an example.

Intangibles are the following:

- Copyrights;
- Patents;
- Franchises;
- Trademarks; and
- Licenses.

Copyright. A copyright is used in New Mexico when printing or other production takes place in New Mexico.

Patent. A patent is used in New Mexico when it is employed in production, fabrication, manufacturing, or other processing in New Mexico or when a patented product is produced in New Mexico.

EXAMPLE. If rental property is located in New Mexico, include the income on PIT-B, line 4, column 2.

If you report income from real property, tangible personal property, or intangibles on federal Schedule C or similar business income schedules, show that income on PIT-B, line 8, **not** line 4.

Line 4, Column 1

Enter the net amount of rents and royalties from your federal Schedule E.

Line 4, Column 2

All taxpayers. Start with the net amount of rents and royalties from **all** of the following New Mexico sources:

- Rents from real property located in New Mexico
- Rents from tangible personal property located or used in New Mexico
- Income from royalties and working interests in oil and gas producing properties located in New Mexico
- Income from patents, copyrights, franchises, trademarks, and licenses used in New Mexico

In addition to these sources, **residents** allocate income from intangible and tangible personal property used in another state if the New Mexico **resident** is not subject to tax on the income in the other state. **First-year residents** and **part-year residents** allocate the income described above to New Mexico if the income was earned during a part of the year that the individual was a resident of New Mexico.

Allocating rental or royalty income on tangible personal property. If you do not know the extent to which tangible personal property was used in New Mexico, follow these steps to calculate the entry for line 4, column 2:

1. Find these numbers to use in your calculation:
 - Number of days the property was physically located in **New Mexico** during the rental or royalty period
 - Number of days the property was physically located **everywhere** during the rental or royalty period
 - Total amount of rents and royalties received for the tax year
2. Divide the days in New Mexico by the days everywhere. This gives you the percentage of time the property was located in New Mexico.
3. Multiply the total rents and royalties received for the tax year by the percentage in step 2.
4. Enter the step 3 result on line 4, column 2.

EXAMPLE. An out-of-state taxpayer rents a drilling rig to a New Mexico taxpayer. The drilling rig is in New Mexico for 90 days. The rig is rented for a total of 270 days during the tax year in several states. The total rents and royalties everywhere are \$25,000,000. The calculation for the line 4, column 2 entry is shown next.

$$\begin{aligned}
 &90 \text{ days located in NM} \div \\
 &270 \text{ total days everywhere} = \\
 &33.3\% \text{ percent of time in NM} \times \\
 &\$25,000,000 \text{ rents/royalties everywhere}
 \end{aligned}$$

The result is the rent and royalty income allocable to New Mexico. Enter this amount on line 4, column 2.

What to do in special cases. If you cannot determine the location of the tangible personal property during the rental or royalty period, enter the rental or royalty income from those in New Mexico to whom the property was delivered. On line 4, column 2, enter the total rental or royalty income for the tangible personal property shown in line 4, column 1.

If you are a resident of New Mexico, or if the business deriving the income has a commercial domicile in New Mexico, you may come across these situations:

- The basis for earnings from intangibles used in New Mexico and elsewhere does not permit allocation to a definite state.
- The accounting procedures do not clearly show the state or states where the intangible was used.

In either of these situations, enter the total income from all intangibles.

LINE 5. Gains or losses from the sale or exchange of property

Line 5, Column 1

Enter the net amount of gains or losses from the sale or exchange of property from your federal Schedule 1.

All taxpayers with income from the sale or exchange of property allocate and apportion the income or loss on line 5, column 1, based on the location of the income-earning property or activity. If a gain is realized on the sale of real property located in New Mexico, include the income in column 2.

Line 5, Column 2

Enter the net amount of a gain or loss from the sale or exchange of **any** of the following:

- **Real property** located in New Mexico;
- **Tangible personal property** located in New Mexico at the time of sale;
- **Tangible personal property** located in another state at the time of sale, if the taxpayer is a New Mexico resident or part-year resident (see the residency definitions in PIT-1 instructions);
- **Tangible personal property** of a business located in another state at the time of sale when the taxpayer is not subject to tax in that state, the taxpayer's commercial domicile is in New Mexico, and the income is not subject to apportionment on line 8; **and**
- **Intangible personal property**, if the taxpayer is a New Mexico resident, part-year resident, or has a commercial domicile in New Mexico, and the income is not subject to apportionment on line 8.

LINE 6. Income or losses from pass-through entities

Use this line to allocate and apportion to New Mexico income or losses from pass-through entities and trusts. Allocate distributions of ordinary income (losses) to partners, members or owners of partnerships, limited liability companies, and Sub-Chapter S corporations, based on where the income-producing activities occur. Business interest and dividends should be allocated and apportioned on this line.

NOTE: Nonbusiness interest and dividends should be allocated and apportioned on PIT-B, line 2.

Distributions of ordinary income or losses to partners, members, or owners of partnerships, limited liability companies, and Sub-Chapter S corporations are allocated on PIT-B, line 6, based on where the income producing activities occur. Distributions of other nonbusiness income is allocated on the remainder of PIT-B, based on the type of income and the residency status of the partner, member, or owner.

NOTE: Federal Schedules E and K-1 may include income from both business and non-business sources. New Mexico does not have a form equivalent to Schedule K-1. Each partnership, S corporation, estate, trust, or similar pass-through entity usually provides a statement or report showing the correct allocation, apportionment, and distribution of income to members, partners, shareholders, or beneficiaries for their records.

Line 6, Column 1

From your federal Schedule E, enter your share of income or losses from pass-through entities, including partnerships, S corporations, estates, trusts, or limited liability companies.

EXAMPLE. A taxpayer with business interest and dividends derived from a K-1 from another state would allocate that income on PIT-B, line 6, column 1 because the income is considered business related income.

Line 6, Column 2

Use the information from the pass-through entity or trust to complete this column. Enter the portion of column 1 income allocated and apportioned to New Mexico by the pass-through entity or the trust.

NOTE: Amounts reported on this line should include business interest and dividends allocable to New Mexico if the taxpayer's commercial domicile is in New Mexico.

NOTE: All income that a pass-through entity or a trust allocates or apportions to New Mexico is taxable in New Mexico. Income from pass-through entities and trusts must be allocated or apportioned under the Uniform Division of Income for Tax Purposes Act (UDITPA).

If the pass-through entity or trust does not provide the necessary New Mexico apportionment percentages or information necessary to calculate a percentage, New Mexico presumes that all distributive amounts from the pass-through entity or trust is New Mexico-source income.

NOTE: If a New Mexico resident is required to allocate 100% of their income to New Mexico based on the above presumption, a Credit for Taxes Paid to another state may be taken. See PIT-1, Line 20 instructions for more information.

LINE 7. All other income not included in lines 1 through 6 and line 8

Line 7, Column 1

Enter the total of all other income shown on your federal Schedule 1, line 8 and not reported in another section of PIT-B. Do **not** enter business and farm income reported on line 8.

IMPORTANT: Do **not** enter a net operating loss carryforward on PIT-B, line 7.

Line 7, Column 2

Refer to *Table B-7. All other income not included in lines 1 through 6 and line 8 Column 2.*

IMPORTANT: You may **not** offset income from **gambling winnings** from a New Mexico source with gambling losses on PIT-B. Regardless of your residency status, you must report gambling winnings from a New Mexico source.

NOTE: Income from **unemployment compensation** is allocated to the recipient's state of residence at the time the payment was received, regardless of the state paying the unemployment compensation benefit.

Section 2: Apportionment of Business and Farm Income

LINE 8. Business and farm income

To apportion income from business and farm sources, use the *Worksheet for Apportionment of Business and Farm Income* on PIT-B, page 2. New Mexico uses an evenly weighted three-factor formula for all taxpayers, with these exceptions:

- Certain electing manufacturers allowed an optional formula to have their business income apportioned to New Mexico using a single weighted sales factor, **or**
- Businesses allowed or required to eliminate one or more factors because the three-factor formula does not fairly represent the extent of their business activity in New Mexico.

For more information, see "INSTRUCTIONS FOR PAGE 2, WORKSHEET FOR APPORTIONMENT OF BUSINESS AND FARM INCOME" on page B-9.

Line 8, Column 1

Enter the total business and/or farm income reported on your federal Schedules C, F, or other similar schedules.

Line 8, Column 2

If **all** of your income in column 1 is from New Mexico sources, enter the entire amount in column 2. If **none** of your income in column 1 is from New Mexico sources, enter zero.

If you have income from a farm or business earned in New Mexico **and** one or more other states, follow these steps:

1. Complete the worksheet on PIT-B, page 2, lines 1 to 5.
2. Multiply the amount on PIT-B, line 8, column 1 by the decimal amount on the worksheet, line 5.
3. Enter the result on PIT-B, line 8, column 2.

If line 8, column 1 includes income for multiple businesses or farms, and the total includes income allocated both inside and outside New Mexico, do the following:

1. Using a separate PIT-B, page 2 worksheet for each business or farm, complete a worksheet for each business or farm.
2. On line 8, column 2, summarize the amounts allocated to New Mexico. See the worksheet instructions.
3. Attach a PIT-B, page 2 worksheet for each business or farm to your PIT-1 return along with PIT-B, page 1.

For more information, see "INSTRUCTIONS FOR PAGE 2, WORKSHEET FOR APPORTIONMENT OF BUSINESS AND FARM INCOME" on page B-9.

NOTE: No business may use a separate accounting method.

LINE 9. Add lines 1 through 8 and enter the amount here.

Line 9, Column 1

Enter the total of lines 1 through 8, Column 1.

Line 9, Column 2

Enter the total of lines 1 through 8, Column 2.

Table B-7. All other income not included in lines 1 through 6 and line 8 Column 2.

Residency	Instruction
Resident	Enter the same amount you entered in column 1. On line 7, you must allocate in full to New Mexico all other income not included in lines 1 to 6 and line 8 amounts. If you paid tax to another state on any of your other income, you may claim a non-refundable credit for the tax paid to the other state on that income. To calculate the credit for taxes paid to another state, see "Credit for Taxes Paid to Another State" on page PIT-1-13 of the PIT-1 instructions.
First-year resident	Enter all other income earned from New Mexico sources before establishing New Mexico residency, and all other income earned, regardless of source, after establishing New Mexico residency.
Part-year resident	Enter all other income earned, regardless of source, while you were a New Mexico resident, and all other income earned from New Mexico sources.
Non-resident	Enter the portion of column 1 earned from sources in New Mexico.

LINE 10. Federal adjustments to income

Line 10, Column 1

Enter the total federal adjustments to income from your federal Schedule 1, line 26.

Line 10, Column 2

To calculate the allowable New Mexico adjustment to income PIT-B, line 10, column 2, complete the Line 10, Column 2 Worksheet for Calculating Allowable New Mexico Adjustment to Income. **Do not attach** this worksheet to your PIT-B.

Line 10, Column 2 Worksheet for Calculating Allowable New Mexico Adjustment to Income		
1.	Enter the amount from PIT-B line 9, column 2	
2.	Enter the amount from PIT-B line 9, column 1	
3.	DIVIDE the amount on line 1 by the amount on line 2	
4.	MULTIPLY the amount on line 3 by 100	
5.	ROUND the percentage on line 4 to four decimal places (for example 26.6270%)	%
6.	Enter the amount from PIT-B line 10, column 1	
7.	MULTIPLY the amount on line 5 by the amount on line 6. Enter on PIT-B, line 10 column 2	

LINE 11. Total income

Line 11, Column 1

Line 9, Column 1 minus Line 10, Column 1.

Line 11, Column 2

Line 9, Column 2 minus Line 10, Column 2.

For most taxpayers, total income on line 11, column 1 must equal or exceed the amount on PIT-1, line 9, **Federal Adjusted Gross Income**. If yours does not, check your figures

IMPORTANT: If you are a non-resident member of the U.S. Armed Forces or a non-resident member of the U.S. Public Health Service, reporting military wages or salary, complete line 11 as instructed. Calculations for PIT-B, line 1 may make your total income on line 11, column 1 less than the federal adjusted gross income you reported on your PIT-1, line 9. This is not an error.

LINE 12. Divide amounts on line 11

Calculate the percentage of New Mexico income to enter on line 12 by following these steps:

1. Divide the amount on line 11, column 2 by the amount on line 11, column 1. Multiply by 100.
2. Round to four decimal places and enter the result on line

12. This percentage cannot be less than zero.

NOTE: If the New Mexico percentage is over 100% due to loss allocation, enter 100.0000.

LINE 13. Tax applicable to PIT-1

Calculate the New Mexico income tax to allocate for your line 12 entry by following these steps:

1. Calculate the tax due on the New Mexico taxable income reported on PIT-1, line 17, using the tax rate tables.
2. Calculate the tax, if any, on the lump-sum distributions from PIT-1, line 19.
3. Add the amounts from steps 1 and 2, and enter the total on PIT-B, line 13.

NOTE for PIT-1: If you used PIT-B to calculate the New Mexico tax liability on your PIT-1, and also computed tax on a lump-sum distribution on PIT-1, line 19, **do not** add lines 18 and 19 when completing PIT-1, line 22, as instructed on line 22.

When completing PIT-1, line 22, **do not** add back the additional amount of tax for lump-sum distributions on PIT-1, line 19. Line 19 was included in your PIT-B percentage calculation. Add only line 18, then subtract lines 20 and 21.

LINE 14. Apportioned tax

Multiply the percentage on line 12 by the tax on line 13. This is your allocated New Mexico income tax liability. Enter this amount on PIT-B, line 14. For your PIT-1, do the following:

1. On PIT-1, line 18, enter the amount from PIT-B, line 14.
2. In the box on line 18a on PIT-1, enter **B** to show the tax calculation comes from PIT-B.

INSTRUCTIONS FOR PAGE 2, WORKSHEET FOR AP-PORTIONMENT OF BUSINESS AND FARM INCOME

Who Must Complete This Worksheet

Complete if you have business or farm income reported on Line 8, Column 1 from both inside and outside New Mexico. Complete all items on the worksheet on PIT-B, page 2. When you submit your return, attach:

- The page 2 worksheet to PIT-B, page 1; **and**
- Both page 1 and the page 2 worksheet of PIT-B to your PIT-1 return.

NOTE: If you have multiple businesses or farms on line 8, column 1, and the total includes income allocated from both inside and outside New Mexico, complete a separate PIT-B, page 2 worksheet for each business or farm. On line 8, column 2 enter the total amounts allocated to New Mexico.

IMPORTANT: You may not use a separate page formatted the same as the PIT-B, page 2 worksheet instead of attaching multiple pages of page 2.

Three-Factor Apportionment Formula

New Mexico uses an evenly weighted three-factor apportionment formula. The three factors are property, payroll, and sales.

The three-factor formula is for all taxpayers except for the following exclusions:

- **Exclusion 1.** Qualifying manufacturers who elect to use the special manufacturers apportionment formula, **or**
- **Exclusion 2.** A taxpayer whose principal business activity in New Mexico is a headquarters operation and who elects to use the single weighted sales factor apportionment formula, **or**
- **Exclusion 3.** Allowed or required to eliminate one or more factors because the three-factor formula does not fairly represent the extent of their business activity in New Mexico.

Each exclusion is described next as **Exclusions 1, 2 and 3.**

Exclusion 1

Electing Manufacturers Apportionment Formula

Taxpayers whose principal activity is manufacturing may elect to use a special apportionment formula. For tax years beginning on or after January 1, 2014, the election allows taxpayers to apportion the business income to New Mexico using a single weighted calculation by dividing total sales within New Mexico by total everywhere sales.

On or after January 1, 2020, if eighty percent or more of the New Mexico numerators of the property and payroll factors for a filing group, or for a taxpayer that is not a member of a filing group, are employed in manufacturing or operating a computer processing facility, the filing group or the taxpayer may elect to have business income apportioned to this state by multiplying the income by the sales factor for the taxable year.

The statutory authority for this elective method is in Section 7-4-10(B) NMSA 1978.

Definition of Manufacturing

“Manufacturing” means combining or processing components or materials to increase their value for sale in the ordinary course of business, but does not include:

- a. construction;
- b. farming;
- c. power generation; provided that “manufacturing” includes electricity generation at a facility that does not require location approval and a certificate of convenience and necessity prior to commencing construction or operation of the facility pursuant to the Public Utility Act;
- d. processing natural resources, including hydrocarbons; or
- e. processing or preparation of meals for immediate consumption.

How to Make the Election

To elect to use the manufacturers apportionment formula, you must notify the Department in writing no later than the filing date of the first return to which your election applies.

Submit your notification to make your election or to terminate your election to:

Taxation and Revenue Department
CIT Correspondence Unit
P.O. Box 630
Santa Fe, NM 87504-0630

For assistance, call (505) 827-0825 or toll free: (866) 809-2335, option 2. Or, e-mail: CIT.taxreturnhelp@tax.nm.gov

Election Period: If the election is made for taxable years beginning prior to January 1, 2020, it applies to the taxable year in which the election is made and to each taxable year thereafter for three years, or until the taxable year ending prior to January 1, 2020, whichever is earlier.

Elections made for a taxable year beginning on or after January 1, 2020, apply to the taxable year in which the election is made and to each taxable year thereafter until the taxpayer notifies the department, in writing, that the election is terminated, except that the taxpayer shall not terminate the election until the method of apportioning business income has been used by the taxpayer for at least three consecutive taxable years, including a total of at least thirty-six calendar months.

Exclusion 2

Electing Headquarters Operation Apportionment Formula

Taxpayers whose principal business activity in New Mexico is a headquarters operation may elect to use a single weighted sales factor apportionment formula. For tax years beginning on or after January 1, 2014, the election allows the taxpayer to apportion the business income to New Mexico using a single weighted calculation by dividing total sales within New Mexico by total everywhere sales.

On or after January 1, 2020, if a filing group, or a taxpayer that is not a member of a filing group, has a headquarters operation in New Mexico, the filing group or the taxpayer may elect to have business income apportioned to this state by multiplying the income by the sales factor for the taxable year.

The statutory authority for this elective method is in Section 7-4-10(C) NMSA 1978.

Definition of Headquarters Operation

“Headquarters operation” means:

1. the center of operations of a business:
 - a. where corporate staff employees are physically employed;
 - b. where centralized functions are performed, including administrative, planning, managerial, human resources, purchasing, information technology and accounting, but not including a call center;
 - c. the function and purpose of which is to manage and direct most aspects and regional headquarters if the national headquarters is subordinate only to the ownership of the business or its representatives and the regional headquarters is subordinate to the national headquarters; **or**
2. the center of operations of a business:

- a. the function and purpose of which is to manage and direct most aspects of one or more centralized functions; and
- b. from which final authority over one or more centralized functions is issued.

How to Make the Election

To elect to use the headquarters operation apportionment formula, you must notify the Department in writing no later than the filing date of the first return to which your election applies.

Submit your notification to make your election or to terminate your election to:

Taxation and Revenue Department
CIT Correspondence Unit
P.O. Box 630
Santa Fe, NM 87504-0630

For assistance, call (505) 827-0825 or toll free: (866) 809-2335, option 2. Or, e-mail: CIT.taxreturnhelp@tax.nm.gov

Election Period: If the election is made for taxable years beginning prior to January 1, 2020, it applies to the taxable year in which the election is made and to each taxable year thereafter for three years, or until the taxable year ending prior to January 1, 2020, whichever is earlier.

Elections made for a taxable year beginning on or after January 1, 2020, apply to the taxable year in which the election is made and to each taxable year thereafter until the taxpayer notifies the department, in writing, that the election is terminated, except that the taxpayer shall not terminate the election until the method of apportioning business income has been used by the taxpayer for at least three consecutive taxable years, including a total of at least thirty-six calendar months.

Use the instructions below to calculate the apportionment percentage on PIT-B, line 5.

Complete the property factor and payroll factor information in column 1 and column 2. Although an election for a single weighted formula has been made, this information is still necessary. The percentage factors for property and payroll are not included in the calculation of the Average New Mexico Percentage.

Compute the sales factor on line 3. Transfer the amount in line 3 to line 5.

Exclusion 3

Eliminating one or more factors.

If the allocation and apportionment provisions of the Uniform Division of Income for Tax Purposes Act do not fairly represent the extent of your business activity in New Mexico, an election may be made for, or the Department may require, the exclusion of any one or more insignificant factors. A factor is considered insignificant if column 1 (the denominator) is less than 3% of net income.

Top of Worksheet

Enter the primary taxpayer's social security number, the name of the business for which you are completing this worksheet, and **either** the FEIN (Federal Employer Identification Number) or NMBTIN (New Mexico Business Tax Identifications Number).

PROPERTY FACTOR

The property factor is based on the average value of real and tangible personal property you owned or rented and used in New Mexico for the production of business or farm income during the tax period.

LINE 1a. To determine the average value of real and tangible personal property, use the following rules:

- Property you owned during the tax period is valued at its original cost. Original cost is the basis of the property for federal income tax purposes (before federal adjustments) at the time you acquired the property. This cost is adjusted by subsequent capital additions, improvements, or partial dispositions.
- Property you rented from others and used for business or farm purposes is valued at eight times the net annual rental rate. The net annual rental rate is the annual rent you paid, less any annual rent you received from subrentals of the same property.
- Determine the average value of property by adding the total value of property you held at the **beginning** of the tax period to the total value of property held at the **end** of the tax period. Then divide by two.
- You may calculate an average value on a monthly basis. If the Department determines that a monthly average is necessary to correctly reflect the average value of your property, the Department may require you to calculate an average value on a monthly basis

Column 1

Enter the average value of property for everywhere, including New Mexico.

IMPORTANT: If column 1 is blank or zero (0), the Department apportions 100% of the income to New Mexico.

Column 2

Enter the average value of property for New Mexico only.

LINE 1b. The property factor is a percentage. To calculate the percentage divide line 1a, column 2 by line 1a, column 1.

$$\frac{\text{Amount in Line 1a, Column 2}}{\text{Amount in Line 1a, Column 1}}$$

*Round each percentage to four decimal places (example: 26.6270%)

NOTE: Residents who use their homes in any way in a business or farm operation have a property factor in New Mexico.

PAYROLL FACTOR

The payroll factor is based on the amount of compensation you paid.

LINE 2a. If any one of the following conditions is present, compensation was paid in New Mexico:

- The employee's service was performed entirely in New Mexico.
- The employee's service was performed both inside and outside New Mexico, but service performed outside New Mexico was incidental to service performed inside New Mexico.
- Some of the employee's service was performed in New Mexico, **and** New Mexico was the base of operations or the place from which the service was directed or controlled.
- Some of the employee's service was performed in New Mexico, **and** the employee was a resident of New Mexico during the tax period. In this case, it does not matter if some of the employee's service was performed in another state that was the base of operations or the place from which the service was directed or controlled.

LINE 2b. The payroll factor is a percentage determined by dividing the amount in column 2 by the amount in column 1,
Amount in Column 2
Amount in Column 1

- Column 1 is the total amount paid as compensation to employees everywhere during the tax period.
- Column 2 is the total amount paid as compensation to employees in New Mexico during the tax period.

SALES FACTOR

"Sales" means all gross receipts from transactions and activities in the regular course of business.

"Gross receipts" means all income from transactions and activities in the regular course of business including income from licensing intangible personal property.

Sales of tangible personal property are New Mexico sales if either of the following is true. The property is:

- Delivered or shipped to a purchaser other than the U.S. government within New Mexico regardless of the FOB (free on board) point or other conditions of the sale, **or**
- Shipped from an office, store, warehouse, factory, **or** other place of storage in New Mexico, **and**
 - The purchaser was the U.S. government, **or**
 - The taxpayer:
 - is not taxable in the state of the purchaser, **and**
 - did not make an election for apportionment of business income pursuant to Subsection B or C of Section 7-4-10 NMSA 1978

Sales other than sales of tangible personal property are New Mexico sales if any of the following are true:

- In the case of sales, rental, lease or license of real property, if and to the extent the real property is located in this state;
- In the case of rental, lease or license of tangible personal property, if and to the extent the tangible personal property is located in this state;
- In the case of sale of a service, if and to the extent the service is delivered to a location in this state, and
- In the case of sale, rental, lease or license of intangible property, if and to the extent the intangible property is used in this state.
- Special rule: Gross receipts for the performance of personal services are attributable to this state to the extent such services are performed in this state.

LINE 3a

Column 1

Enter the total sales everywhere, excluding non-business income.

Column 2

Enter the total sales in New Mexico, excluding non-business income.

Line 3b. The sales factor is a percentage determined by dividing the amount in column 2 by the amount in column 1.
Amount in Column 2
Amount in Column 1

LINE 4. Enter the total of lines 1b, 2b and 3b.

Line 4a. Count all the factors you used and enter the total count here.

LINE 5. Apportionment Percentage

To calculate the apportionment percentage:

1. Divide line 4 by the number of factors you entered on line 4a.
2. Multiply this percentage by the amount on PIT-B, line 8, column 1.
3. Enter the result on PIT-B, line 8, column 2.

In the rectangular box at the bottom of the worksheet, enter the effective date of your election to use the three-factor method in **MM/DD/CCYY** format. For example, if the effective date was January 04, 2025, enter 01/04/2025.

If you are eliminating one or more insignificant factors, use the number of significant factors to calculate the apportionment percentage on line 5. If you include an insignificant factor, attach an explanation.

INSTRUCTIONS FOR 2025 PIT-D SCHEDULE FOR NEW MEXICO VOLUNTARY CONTRIBUTIONS

IMPORTANT: If your total contribution is more than the overpayment amount from PIT-1, line 39, the Taxation and Revenue Department (Department) cannot deduct any contributions.

Donating Money From Your Refund

When your PIT-1 Return shows an overpayment and you are due a refund, and you want to donate all or part of your refund to a special fund, use PIT-D, *Schedule for New Mexico Voluntary Contributions*.

The funds you can choose are listed on the schedule and described here. If you want to contribute to any funds, complete and attach Schedule PIT-D to your PIT-1.

Requirements

Your total PIT-D contribution may not be more than the amount of your refund.

The Department deducts your total contribution from your refund and then transfers it to the fund(s) you choose. On a joint return, both individuals must agree to all contributions.

Changes Not Allowed

Carefully consider your contributions. If you change your mind, you cannot change your contributions and the Department cannot refund them to you.

IMPORTANT: You also cannot change contributions on an amended return.

Not Due A Refund?

If you are not due a refund but want to contribute to one or more funds, please send your contributions directly to the address shown in the fund's contact information. **Do not** send contributions to the Department.

LINE INSTRUCTIONS

The line instructions describe each fund you can select for contributions. At the end of each description is the contact information for each fund.

Showing the Amount to Contribute to a Fund

On the PIT-D line for the fund, enter the dollar amount you want to contribute.

IMPORTANT: Make sure the total contribution of all funds you choose for contributions is equal to or less than the amount of your overpayment amount from PIT-1, line 39.

LINE 1. Overpayment

Enter the overpayment amount from your PIT-1, line 39.

LINE 2. New Mexico Housing Trust Fund

The New Mexico Mortgage Finance Authority administers the fund to provide flexible funding for housing initiatives that will provide affordable housing primarily for persons or households of low or moderate income. To learn more visit www.housingnm.org.

Contact:

New Mexico Mortgage Finance Authority
344 Fourth St. SW
Albuquerque, NM 87102

Phone:

(505) 843-6880 or
toll free (800) 444-6880.

LINE 3. Share with Wildlife

This program, administered by the New Mexico Department of Game & Fish, helps non-game or endangered species. Donations directly benefit wildlife through research, habitat enhancement, public education, and wildlife rehabilitation. Information on Share with Wildlife projects is available online at <http://www.wildlife.state.nm.us/conservation/share-with-wildlife/>.

Contact:

Share with Wildlife
1 Wildlife Way
Santa Fe, NM 87507

Phone:

(505) 476-8111 or
(888) 248-6866

LINE 4. Veterans' State Cemetery Fund

The New Mexico Department of Veterans Services administers this fund to increase the size of the Santa Fe National Cemetery. When total contributions exceed \$1,070,000, the fund will send proceeds over that amount to the Santa Fe State Cemetery Fund.

Contact:

New Mexico Department of Veterans Services
407 Galisteo Street, Room 142
Santa Fe, NM 87504

P.O. Box:

New Mexico Department of Veterans Services
P.O. Box 2324
Santa Fe, NM 87501

Phone:

(505) 827-6300.

LINE 5. New Mexico Substance Abuse Education Fund

The New Mexico Public Education Department administers the fund for substance abuse education programs in New Mexico schools.

Contact:

New Mexico Public Education Department
Coordinated School Health and Wellness Bureau
120 S. Federal Place, Room 206
Santa Fe, NM 87501

Phone:

(505) 827-1804 or
(505) 827-1821

LINE 6. New Mexico Forest Re-Leaf Program

The Forestry Division of the New Mexico Energy, Minerals and Natural Resources Department administers this fund through the Conservation Planting Revolving Fund. Donations support an environmental education grant program to plant trees on public lands in New Mexico communities.

Contact:

New Mexico Energy, Minerals and Natural Resources Department
New Mexico Forestry Division
1220 South St. Francis Drive
Santa Fe, NM 87505

Phone:

(505) 476-3332 or
(505) 476-3325

LINE 7. National Guard Member and Family Assistance

Contributions are distributed to the Department of Military Affairs to assist members of the New Mexico National Guard, and their families. There is no requirement for the member to have been deployed overseas or be activated for overseas service.

Contact:

Department of Military Affairs
47 Bataan Blvd.
Santa Fe, NM 87508

Phone:

CFO at (505) 474-1909 or
Director at (505) 474-1887

LINE 8. Kids 'n Parks Transportation Grant Program

Contributions go to field trip costs for children. The State Parks Division of the New Mexico Energy, Minerals and Natural Resources Department administers this grant program.

Contact:

New Mexico Energy, Minerals and Natural Resources Department
New Mexico State Parks Division
1220 South St. Francis Drive
Santa Fe, NM 87505

Phone:

(505) 476-3386, or
(888) 667-2757

LINE 9. Amyotrophic Lateral Sclerosis Research Fund

The fund is appropriated to the Board of Regents of the University of New Mexico for amyotrophic lateral sclerosis (Lou Gehrig's disease) research. Money in the fund at the end of a fiscal year reverts to the State General Fund.

Contact:

UNM School of Medicine
Office of Advancement and Alumni Relations
MSC 08 4720, BMSB 187
1 University of New Mexico
Albuquerque, NM 87131-0001

Phone:

(505) 272-5112 or
(505) 272-9855

LINE 10. Vietnam Veterans Memorial

Contributions are distributed to the New Mexico Department of Veterans Services for the operation, maintenance, and improvement of the Vietnam Veterans Memorial near Angel Fire, New Mexico.

Contact:

New Mexico Department of Veterans Services
407 Galisteo Street, Room 142
Santa Fe, NM 87504-2324

P.O. Box:

P.O. Box 2324
Santa Fe, NM 87501

Phone:

(505) 827-6300.

LINE 11. New Mexico Political Parties

You may contribute \$2 to any state political party. If you file a joint return, each spouse may contribute \$2 to a political party.

Box 11a: Your Donation

Enter a number from 1 to 6 to indicate the state political party for your donation.

Box 11b: Spouse's Donation

Enter a number from 1 to 6 to indicate the state political party for your spouse's donation.

Line 11: Total Contribution

Enter the total amount of your political party contribution (\$2, or \$4). If no contributions are selected, leave the line blank.

LINE 12. Veterans Enterprise Fund

Contributions help carry out programs, duties, or services of the Department of Veterans' Services.

Contact:

New Mexico Department of Veterans Services
407 Galisteo Street, Room 142
Santa Fe, NM 87504-2324

P.O. Box:

P.O. Box 2324
Santa Fe, NM 87501

Phone:

(505) 827-6300

LINE 13. Lottery Tuition Fund

Contributions provide tuition assistance for New Mexico resident undergraduates.

Contact:

Financial Aid Manager
New Mexico Higher Education Department
2044 Galisteo Street, Suite 4
Santa Fe, NM 87501-2100

Phone:

(505) 476-8410

LINE 14. Equine Shelter Rescue Fund

Contributions are distributed to the Equine Shelter Rescue Fund. The fund helps equine rescue and retirement facilities, registered by the New Mexico Livestock Board, care for homeless equines in New Mexico. The New Mexico Livestock Board administers this fund.

Contact:

New Mexico Livestock Board
300 San Mateo Blvd. NE, Suite 1000
Albuquerque, NM 87108-1500

Phone:

(505) 841-6161

LINE 15. Animal Care and Facility Fund

Contributions are paid to the Animal Care and Facility Fund to carry out the statewide cat and dog spay and neuter program.

LINE 16. Supplemental Senior Services

Seniors with the greatest needs statewide receive services through these contributions to the Aging and Long-Term Services Department.

Contact:

Aging and Long-Term Services Department
P.O. Box 27118
Santa Fe, NM 87502-7118

Phone:

(505) 476-4799

LINE 17. Healthy Soil Fund

Contribution to the Board of Regents New Mexico State University to support the healthy soil program in the New Mexico Department of Agriculture.

Contact:

New Mexico Department of Agriculture
3190 S. Espina
Las Cruces, New Mexico 88003

Phone:

(575) 646-3007

LINE 18. Total of Voluntary Fund Contributions

Add lines 2 through 17. Enter this total on line 40 of your PIT-1 return.

The Department encourages all taxpayers to file online.

Electronic filing is fast and secure. It provides the fastest turnaround for a refund and saves tax dollars, costing less to process than a paper return.

File for free today by visiting: <https://tap.state.nm.us>

INSTRUCTIONS FOR 2025 PIT-CR

NEW MEXICO BUSINESS-RELATED INCOME TAX CREDIT SCHEDULE

GENERAL INFORMATION

New Mexico tax law offers the business-related income tax credits listed on 2025 PIT-CR, *New Mexico Business-Related Income Tax Credit Schedule*. These credits may be applied against personal income taxes due.

If none of the credit types on Schedule PIT-CR apply to you, do not complete this schedule.

Each credit type is described in these instructions along with how to claim the credit and other applicable information. For example, carryforward time frames are given for the credits that let you carry forward an excess.

The following credits may be partially refunded if the credit exceeds the personal income tax liability due on your return:

- Clean Car Tax Credit
- Clean Car Charging Unit Tax Credit
- Film Production Tax Credit;
- New Film Production Tax Credit;
- New Mexico Film Partner New Film Production Tax Credit;
- Geothermal Ground-Coupled Heat Pump Tax Credit (2024);
- Renewable Energy Production Tax Credit;
- New Solar Market Development Tax Credit;
- 2021 Sustainable Building Tax Credit; and
- Technology Jobs and Research and Development (Additional) Tax Credit.

About Eligibility and Approval Requirements

Advance approval is required for most business-related income tax credits listed on this schedule. For detailed information about eligibility and approval requirements, and for a complete description of the credit, see the following:

- Publication FYI-106, *Claiming Business-Related Tax Credits for Individuals and Businesses*
- The forms referenced for the credit on the PIT-CR

Married Couples

Each person in a married couple filing separate returns may claim half the allowable credit allowed on a joint return.

Forms On Our Website

You can find the forms described in these instructions on the Taxation and Revenue Department website at: <https://www.tax.newmexico.gov/forms-publications/> in the Tax Credits (TC) folder.

Line Instructions For Completing Schedule PIT-CR

Use Schedule PIT-CR to claim any of the business-related tax credits listed in these instructions that may be taken against New Mexico income tax reported on the PIT-1 return. For a complete description of the credits, see Publication FYI-106, *Claiming Business-Related Tax Credits for Individuals and Businesses*.

The PIT-CR is divided into several sections. The first section lists the business-related tax credits by credit type code. These tax credits are divided into (1) the non-refundable business-related tax credits to be applied against tax due, and (2) the refundable business related-tax credits that may be applied both against tax due and as a credit to be refunded.

The next section is divided into columns A-D:

- the credit type code in column A. You must complete this field;
- the credit approval number, if applicable. It may not be available for all credits, and for some credits the credit approval number is not required. If your business credit does not have a credit approval number as described in the next section, *Tax Credit Types*, leave the credit approval number field blank;
- the amount to be applied to the tax liability on the return; and
- any amount of the credit that may be refunded to you.

If you are claiming multiple credits for the same credit type, list each credit separately. For example: Taxpayer X has received certificates 123456-1 and 123456-2 for two separate angel investment credits. X's return shows a liability of \$80 before applying any tax credits. X wants to use \$50 remaining from available carry forward on certificate 123456-1, and \$30 remaining from certificate 123456-2. A separate entry must be made for each credit. Therefore, on line 1, X enters A02 in the credit type code column, enters 123456-1 in the credit approval number column, and \$50 in the amount claimed column. The fourth column is left blank because the angel investment credit cannot be refunded. On line 2, X enters A02 in the credit type column, enters 123456-2 in the credit approval number column, and \$30 in the amount claimed column.

You must report the first 5 credits on Schedule PIT-CR.

If you are claiming more than 5 credits to be applied to your tax liability or to be refunded, complete and attach the PIT-CR Supplemental. Attach the supplemental to the Schedule PIT-CR to report the additional credits.

To calculate the amount that may be claimed, refer to the claim form or supporting instructions for the credit.

IMPORTANT: The total amount you claim on line A, Schedule PIT-CR, may not exceed the sum of the tax due on PIT-1, lines 18 and 19, less any credit for tax paid to another state on PIT-1, line 20.

Enter the sum of column C (Amount Claimed Applied to Tax Due) on line A, Schedule PIT-CR.

Enter the sum of column D (Amount of Credit to Refund) on line B, Schedule PIT-CR.

Transfer the totals to the PIT-1 return as follows:

- Transfer the total credits to be applied to the liability due from **Schedule PIT-CR, line A**, to line 21 of the PIT-1 return.
- Transfer the tax credits to be refunded from **Schedule PIT-CR, line B**, to line 26 of the PIT-1 return.
- Attach the appropriate backup documentation to support the credit taken and attach Schedule PIT-CR and PIT-CR Supplemental (if you had more than 5 credits) to your PIT-1 return.

TAX CREDIT TYPES

Descriptions of each tax credit

Each type of credit is described next and includes the following information, as applicable:

- Whether the credit is refundable
- Whether the credit is transferable
- If you can carry it forward and for how long
- How to apply for the credit
- How to claim the credit
- If a credit may be allocated to owners of a business entity

To calculate the amount you may claim against your personal income tax liability, refer to the claim form for the specific business-related income tax credit.

For contact information, and for a complete description of the credit, see the following:

- Publication FYI-106, *Claiming Business-Related Tax Credits for Individuals and Businesses*
- The forms referenced for the credit on the PIT-CR

Affordable Housing Tax Credit (A01)

Beginning January 1, 2006, the Mortgage Finance Authority (MFA) determines eligibility, approves affordable housing projects for MFA or for a trust fund administered by MFA, and issues an investment voucher to a taxpayer who made an investment of land, buildings, materials, cash, or services for an affordable housing project.

The term “affordable housing” covers land acquisition, construction, building acquisition, remodeling, improvement, rehabilitation, conversion, or weatherization for single-family or multi-family residential housing approved by MFA.

The vouchers are good for up to 50% of the investment. After receiving a voucher from MFA, the taxpayer may apply the credit against gross receipts, compensating, withholding, or personal income or corporate income tax liabilities.

If you notify MFA about a sale or transfer and MFA reissues a voucher to the transferee, you may sell or transfer your voucher.

Carry Forward for Five Years

This credit is not refundable, but you can carry unused credits forward for five years.

How To Claim This Credit

To claim this credit, follow these steps:

1. Complete Form RPD-41301, Affordable Housing Tax Credit Claim Form.
2. Complete Schedule PIT-CR. In the Credit Approval Number box, enter the credit number assigned by MFA on the investment voucher. If the voucher was transferred to you, enter the new voucher number assigned by MFA.
3. Attach the following to your PIT-1:
 - RPD-41301
 - PIT-CR
 - Copies of the vouchers received from MFA
4. Submit your PIT-1 and all attachments.

Angel Investment Credit (A02)

You may claim a credit for 25% of the qualifying investment, not to exceed \$62,500, per investment round, in a high-technology or manufacturing business if all of the following are true:

- You are a taxpayer who files a New Mexico personal income tax return.
- You are not a dependent of another individual.
- You are an accredited investor under IRS rules who makes a qualified investment.

Accredited investors may claim the angel investment credit for qualified investments in no more than five qualified businesses per tax year. A credit is not allowed for any investment made before January 1, 2007 or after December 31, 2030.

Carry Forward for 5 Years

If your certificate was issued in 2015 or after, you can carry forward unused credits for 5 consecutive years. For credits issued 2014 and prior, you can carry forward unused credits for three consecutive years. The credit is not refundable.

How To Apply For This Credit

To apply for this credit, follow these steps to get a certificate of eligibility.

1. Complete Form TRD-41404, Angel Investment Credit Application. Note: TRD-41404 can be filed electronically using the department's TAP website: <https://tap.state.nm.us>
2. Complete all applicable fields on this form. Incomplete forms can delay the review and approval process.
3. Submit all required documents to the Department.

How To Claim This Credit

To claim the credit, follow these steps:

1. Complete Form RPD-41320, *Angel Investment Credit Claim Form*, and Schedule PIT-CR.
2. Attach the following to your PIT-1:
 - RPD-41320
 - PIT-CR
 - Copy of the certificate of eligibility from the Department
3. Submit your PIT-1 and all attachments.

In the **Credit Approval Number** box, enter the certificate number from the certificate of eligibility issued to you by the Department.

Advanced Energy Tax Credit (A04)

(Repealed July 1, 2023)

A taxpayer who holds an interest in a qualified electric generating facility located in New Mexico may be eligible to apply for and claim the advanced energy tax credit. The amount of the credit is 6% of the eligible generation plant costs. The aggregate amount of tax credit that may be claimed with respect to a qualified generating facility is limited to \$60,000,000.

Carry Forward for 10 Years

This credit is not refundable, but if the credit amount exceeds your tax liability, you can carry forward the unused credit for up to 10 years.

You may allocate the right to claim this credit to other taxpayers who are interest owners in the qualified electric generating facility. To allocate the credit to interest owners, attach the *Notice of Allocation of Right to Claim Advanced Energy Tax Credits* to RPD-41333.

How To Claim This Credit

After you receive approval, you can claim the credit by following these steps:

1. Complete Form RPD-41334, *Advanced Energy Tax Credit Claim Form*.
2. Complete PIT-CR. In the **Credit Approval Number** box, enter the number the Taxation and Revenue Department issued. The number is identified on your credit approval letter. If the letter does not show a credit approval number, leave this box blank.
3. Attach the following to your PIT-1:
 - RPD-41334
 - PIT-CR
 - Approval letter from NMENV
4. Submit your PIT-1 and all attachments.

Agricultural Biomass Tax Credit (A05)

A credit is available for a taxpayer who owns a dairy or feedlot and who files a personal or corporate income tax return for a taxable year beginning on or after January 1, 2011, and ending before January 1, 2030.

The Department may allow a credit equal to \$5 per wet ton of agricultural biomass transported from the taxpayer's dairy or feedlot to a facility that uses agricultural biomass to generate electricity or makes biocrude or other liquid or gaseous fuel for commercial use.

Carry Forward for 4 Years

Excess credit is not refundable, but you can carry it forward for a maximum of 4 consecutive tax years from the first eligible year that the credit is approved to be claimed by the Department.

How To Apply For This Credit

You must first obtain a certificate of eligibility from EMNRD to qualify for this credit. When EMNRD issues you a certificate of eligibility, obtain approval from the Department by submitting to the Department a completed Form RPD-41362,

Agricultural Biomass Tax Credit Approval, and the certificate of eligibility. The Department approves the credit and returns the approved form to the owner or holder.

How To Claim This Credit

After you receive approval, you can claim the credit by following these steps:

1. Complete Form RPD-41361, *Agricultural Biomass Tax Credit Claim Form*.
2. Complete PIT-CR. In the Credit Approval Number box, enter the credit number the Department assigned on Form RPD-41362, *Agricultural Biomass Tax Credit Approval*. If the tax credit was transferred to you, enter the new credit number on RPD-41363, *Notice of Transfer of Agricultural Biomass Tax Credit*.
3. Attach the following to your PIT-1:
 - RPD-41361
 - PIT-CR
 - Copy of certificate of eligibility issued by EMNRD
4. Submit your PIT-1 and all attachments.

Advanced Energy Equipment Tax Credit (A07)

A taxpayer who makes qualified expenditures for a qualified manufacturing facility located in New Mexico and who files an individual or corporate New Mexico income tax return for a taxable year beginning on or after January 1, 2025, and prior to January 1, 2033, may claim the tax credit.

Carry Forward for 5 Years

A taxpayer with advanced energy equipment credit final certification must claim the credit within one year of receiving final certification from EMNRD. The taxpayer claims the amount certified against their income tax liabilities. Any amount of credit that exceeds the taxpayer's income tax liabilities may be carried forward for five consecutive taxable years. The advanced energy equipment tax credit is non-refundable.

How To Apply For This Credit

Before incurring a qualified expenditure, a taxpayer must apply for preliminary certification of eligibility for the tax credit from the Energy, Minerals and Natural Resources Department (EMNRD) in consultation with the Economic Development Department (EDD). Within twelve months of commencement of production of an advanced energy equipment product, the taxpayer shall seek final certification from EMNRD before claiming this credit.

To apply for the credit, contact EMNRD at (505) 476-3310, or visit their web site <http://www.emnrd.state.nm.us>. To consult with EDD about qualifying potential expenditures being used to produce in whole or in part advanced energy products, contact EDD by visiting their website <https://edd.newmexico.gov/>.

Sale, Exchange, or Transfer

A certificate of eligibility for the tax credit may be sold, exchanged, or otherwise transferred to another taxpayer in increments of not less than \$1,000,000. A certificate of eligibility less than \$1,000,000 must be transferred in its entirety. The Taxation and Revenue Department shall be

notified of the sale, exchange, or transfer within ten days by using form TRD-41430, Notice of Transfer of Advanced Energy Equipment Tax Credit.

How To Claim This Credit

When you receive the final certification from EMNRD, follow these steps to claim the credit:

1. Complete TRD-41429, Advanced Energy Equipment Tax Credit Claim Form.
2. Complete PIT-CR. In the Credit Approval Number box, enter the certificate number shown on the certificate of eligibility EMNRD issued to you.
3. Attach the following to your PIT-1:
 - TRD-41429
 - PIT-CR
 - Copy of certificate of eligibility from EMNRD
4. Submit your PIT-1 and all attachments.

IMPORTANT: To claim this credit, you must have a final certificate from EMNRD issued to you.

Clean Car Tax Credit. (C03)

The Clean Car Tax Credit may be claimed by a taxpayer who files a New Mexico Personal Income Tax, Fiduciary Income Tax, Corporate Income Tax, or Sub-Chapter S Corporate Income and Franchise Tax return for a tax year beginning on or after January 1, 2024, and has purchased or entered into a new lease for a minimum of at least three years a qualified electric vehicle, plug-in hybrid electric vehicle, or fuel cell vehicle on or after May 15, 2024, but before January 1, 2030.

How To Apply For This Credit

The taxpayer must apply for a certification of eligibility with the Energy, Minerals and Natural Resources Department (EMNRD) before claiming this credit. To apply for the credit, contact the Energy Conservation and Management Division of EMNRD at (505) 476-3310, or visit their web site <https://www.emnrd.nm.gov/>. Applications for certification of the tax credit shall be made no later than one year from the date on which the vehicle is purchased or the lease is entered into.

Credits Sold, Exchange, or Transferred

When a holder or owner sells, exchanges, or transfers a Clean Car Tax Credit Form TRD-41420, *Notice of Transfer of Clean Car Tax Credit*, must be used to notify the Department of a transfer of an approved Clean Car Tax Credit. The Department issues the new holder an approval for the credit transfer, a new credit number, and instructions for applying the credit to tax due. This credit must be transferred in full. If the credit has been partially claimed, it can no longer be transferred.

How To Claim This Credit

After you receive the certificate of eligibility, you can claim the credit against personal income tax due by following these steps:

1. Complete Form TRD-41419, Clean Car Tax Credit Claim Form.

2. Complete PIT-CR. In the Credit Approval Number box, enter the certificate number EMNRD issued to you.
3. Attach the following to your PIT-1:
 - TRD-41419
 - PIT-CR
 - Copy of certificate of eligibility from EMNRD
4. Submit your PIT-1 and all attachments.

Any credit claimed that is over the taxpayer's liability shall be refunded. The credit can be sold, exchanged, or transferred to another taxpayer for the full value of the credit. The credit shall be claimed within three taxable years of the end of the year in which EMNRD certifies the credit.

Allocation to Owners

A taxpayer may allocate the right to claim the tax credit in proportion to the taxpayer's ownership interest if the taxpayer owns an interest in a business entity that is taxed for federal income tax purposes as a partnership or limited liability company and that business entity has met all of the requirements to be eligible for the credit. The total credit claimed by all members of the partnership or limited liability company shall not exceed the allowable credit.

Clean Car Charging Unit Tax Credit. (C04)

The Clean Car Charging Unit Tax Credit may be claimed by a taxpayer who files a New Mexico Personal Income Tax, Fiduciary Income Tax, Corporate Income Tax, or Sub-Chapter S Corporate Income and Franchise Tax return for a tax year beginning on or after January 1, 2024 and has purchased and installed an electric vehicle charging unit or fuel cell charging unit in New Mexico on or after May 15, 2024, but before January 1, 2030.

How To Apply For This Credit

The taxpayer must apply for a certification of eligibility with the Energy, Minerals and Natural Resources Department (EMNRD) before claiming this credit. To apply for the credit, contact the Energy Conservation and Management Division of EMNRD at (505) 476-3310, or visit their web site <https://www.emnrd.nm.gov/>. A taxpayer that claims the 2021 Sustainable Building Tax Credit for expenses of purchasing or installing an electric vehicle charging unit or fuel cell charging unit cannot claim the Clean Car Charging Unit Tax Credit.

How To Claim This Credit

After you receive the certificate of eligibility, you can claim the credit against personal income tax due by following these steps:

1. Complete Form RPD-41421, *Clean Car Charging Unit Tax Credit Claim Form*.
2. Complete PIT-CR. In the **Credit Approval Number** box, enter the certificate number EMNRD issued to you.
3. Attach the following to your PIT-1:
 - TRD-41421
 - PIT-CR
 - Copy of certificate of eligibility from EMNRD
4. Submit your PIT-1 and all attachments.

Any credit claimed that is over the taxpayer's liability shall be refunded. The credit shall be claimed within three taxable years of the end of the year in which EMNRD certifies the credit.

Allocation to Owners

A taxpayer may allocate the right to claim the tax credit in proportion to the taxpayer's ownership interest if the taxpayer owns an interest in a business entity that is taxed for federal income tax purposes as a partnership or limited liability company and that business entity has met all of the requirements to be eligible for the credit. The total credit claimed by all members of the partnership or limited liability company shall not exceed the allowable credit.

Film Production Tax Credit (F01)

For film companies that commence principal photography prior to January 1, 2016, a credit is available in an amount equal to 25% of direct production and direct postproduction expenditures made in New Mexico that are subject to taxation and directly attributable to the production of a film or commercial audiovisual product. An additional 5% credit is allowed for certain direct production expenditures made for qualifying productions.

Excluded from the credit are costs for which the film production company has already executed a nontaxable transaction certificate under Section 7-9-86 NMSA 1978.

How To Apply For This Credit

To obtain approval for the credit, first apply to the New Mexico Film Office, a division of the EDD. After the film production company receives approval from EDD, the company must apply to the Department to get Department approval of the credit. See Form RPD-41229, *Application for Film Production Tax Credit*.

When you are approved, you may claim the credit by filing your personal or corporate income tax return.

How To Claim This Credit

You can claim the credit by following these steps:

1. Complete Form RPD-41228, *Film Production Tax Credit Claim Form*.
2. Complete PIT-CR. In the **Credit Approval Number** box, enter the credit approval number that the Department issued. The number is identified on your credit approval letter. If the letter does not show a credit approval number, leave this box blank.
3. Attach the following to your PIT-1:
 - RPD-41228
 - PIT-CR
4. Submit your PIT-1 and all attachments.

NOTE: The amount of film production tax credit you may claim against your tax due on this return and the amount you may receive as a refund (based on your claim for the film production tax credit are subject to certain limitations governing the payment of film production tax credit claims. For details about these limitations and how your claim may

be impacted, see the instructions for RPD-41228, *Film-Related Tax Credit Claim Form*.

Foster Youth Employment Income Tax Credit (F02) **Repealed July 1, 2025**

For tax years beginning on or after January 1, 2018, a taxpayer who employs a qualified foster youth for at least 20 hours per week in New Mexico is eligible for a credit against the taxpayer's personal or corporate income tax liability for up to \$1,000 for wages paid to each qualified foster youth. If the foster youth's qualified period of employment is less than a full year, the credit for that year is reduced based on the ratio of the qualified period of employment over the full tax year of the employer.

Requirements

The following are the requirements for this credit:

- An employer may not receive the credit for any individual qualified foster youth for more than one calendar year from the date of hire.
- Only one employer may receive the credit for a qualified foster youth during a tax year.
- The qualified foster youth was aged fourteen or older within seven years prior to the taxable year for which the tax credit is claimed and was in the legal custody of either the Children, Youth and Families Department (CYFD) pursuant to the Children's Code or in the legal custody of a New Mexico Indian Nation, Tribe or Pueblo, or the United States (US) Department of the Interior Bureau of Indian Affairs (BIA) Division of Human Services.
- The foster youth employment tax credit is only allowed for the employment of a foster youth who was not previously employed by the taxpayer prior to the taxable year for which the credit is claimed.

Carry Forward for 3 Years

Excess credit is not refundable, but you may carry it forward for up to 3 years. This credit cannot be transferred to another taxpayer, but it can be allocated based on a taxpayer's ownership interest in a business.

Before Applying for This Credit

The qualified youth will have to contact the Children, Youth, and Families Department's (CYFD) Family and Youth Services Bureau at (505) 827-8400 or the other agency which had legal custody of the qualified youth. That government agency, department, or bureau will have to send a letter or certificate to the qualified youth that includes their name, date of birth, and the date custody began.

Applying for This Credit

To apply for the credit, follow these steps:

1. For each eligible foster youth you employed in the tax year, complete RPD-41388, *Certification of Eligibility for the Foster Youth Employment Tax Credit*. Attach the letter or certificate received from the government agency, department, or bureau showing the date custody began for the qualified youth.
2. On RPD-41389, *Application for Foster Youth Employ-*

ment Tax Credit, show the number of certifications and enter the other required information to establish that you retain the status of an eligible employer.

3. Complete all other sections of RPD-41389.
4. Submit the following to the Department:
 - RPD-41389
 - An RPD-41388 for each eligible foster youth you employed during the tax year.

Claiming This Credit

When you receive approval from the Department, follow these steps to claim the credit:

1. Complete RPD-41390, *Foster Youth Employment Tax Credit Claim Form*.
2. Complete PIT-CR, including these columns:
 - **Column A.** Enter **F02**.
 - **Column B.** Enter the credit approval number shown on the approved RPD-41389, *Foster Youth Employment Tax Credit Application*.
 - **Column C.** Enter the amount of the credit you want to apply to the tax liability.
3. Attach the following to the PIT-1:
 - RPD-41390
 - PIT-CR
4. Submit the PIT-1 and all attachments to the Department.

New Film Production Tax Credit (F03)

For film companies that commence principal photography on or after July 1, 2019, a credit is available in an amount equal to 25% of direct production and direct postproduction expenditures made in New Mexico that are subject to taxation and directly attributable to the production of a film or commercial audiovisual product. An additional 5% credit is allowed for certain direct production expenditures made for qualifying productions. In addition, a 5% credit is also allowed for production expenditures in areas more than 60 miles from Bernalillo or Santa Fe counties.

Excluded from the credit are costs for which the film production company has already executed a nontaxable transaction certificate under Section 7-9-86 NMSA 1978.

NOTE: If you are a New Mexico film partner, refer to F04 New Mexico Film Partner New Film production tax credit to claim your credit.

How To Apply For This Credit

To obtain approval for the credit, first apply to the New Mexico Film Office, a division of the EDD. After the film production company receives approval from EDD, the company must apply to the Department to get Department approval of the credit. See Form RPD-41391, *Application for New Film Production Tax Credit*.

When you are approved, you may claim the credit by filing your personal or corporate income tax return.

How To Claim This Credit

You can claim the credit by following these steps:

1. Complete Form RPD-41228, *Film-Related Tax Credit*

Claim Form.

2. Complete PIT-CR. In the **Credit Approval Number** box, enter the credit approval number that the Department issued. The number is identified on your credit approval letter. If the letter does not show a credit approval number, leave this box blank.
3. Attach the following to your PIT-1:
 - RPD-41228
 - PIT-CR
4. Submit your PIT-1 and all attachments

New Mexico Film Partner New Film Production Tax Credit (F04)

This credit applies to film production companies that are defined as New Mexico film partners that have made a commitment to produce films or commercial audiovisual products in New Mexico and have purchased or executed a 10 year contract to lease a qualified production facility. Limitations to certification of a claim in excess of the aggregate amount of claims provided by the Film Production Tax Credit Act does not apply to the certification of a budget for a New Mexico film partner.

New Mexico film partners that commence principal photography on or after July 1, 2019, a credit is available in an amount equal to 25% of direct production and direct postproduction expenditures made in New Mexico that are subject to taxation and directly attributable to the production of a film or commercial audiovisual product. An additional 5% credit is allowed for certain direct production expenditures made for qualifying productions. In addition, a 5% credit is also allowed for production expenditures in areas more than 60 miles from Bernalillo or Santa Fe counties.

Excluded from the credit are costs for which the film production company has already executed a nontaxable transaction certificate under Section 7-9-86 NMSA 1978.

How To Apply For This Credit

To obtain approval for the credit, first apply to the New Mexico Film Office, a division of the EDD. After the film production company receives approval from EDD, the company must apply to the Department to get Department approval of the credit. See Form RPD-41391, *Application for New Film Production Tax Credit*.

When you are approved, you may claim the credit by filing your personal or corporate income tax return.

How To Claim This Credit

You can claim the credit by following these steps:

1. Complete Form RPD-41228, *Film-Related Tax Credit Claim Form*.
2. Complete PIT-CR. In the **Credit Approval Number** box, enter the credit approval number that the Department issued. The number is identified on your credit approval letter. If the letter does not show a credit approval number, leave this box blank.
3. Attach the following to your PIT-1:
 - RPD-41228

- PIT-CR

4. Submit your PIT-1 and all attachments

Geothermal Ground-Coupled Heat Pump Tax Credit (G01)

A credit is available for a taxpayer who has purchased and installed a geothermal ground-coupled heat pump after January 1, 2010, but before December 31, 2020. To qualify for the tax credit, you must install the pump in a residence, business, or agricultural enterprise in New Mexico that you own or that a partnership or other business association of which you are a member.

The credit, which may not exceed \$9,000, is available for up to 30% of the purchase and installation costs.

Carry Forward for 10 Years

This credit is not refundable, but you can carry forward unused credit for a maximum of 10 consecutive years following the tax year for which the credit was approved.

How To Apply For This Credit

To qualify for this credit, you must first obtain a certificate of eligibility from EMNRD.

How To Claim This Credit

After you receive the certificate of eligibility, you can claim the credit against personal income tax due by following these steps:

1. Complete Form RPD-41346, *Geothermal Ground-Coupled Heat Pump Tax Credit Claim Form*.
2. Complete PIT-CR. In the **Credit Approval Number** box, enter the certificate number EMNRD issued to you.
3. Attach the following to your PIT-1:
 - RPD-41346
 - PIT-CR
 - Copy of certificate of eligibility from EMNRD
4. Submit your PIT-1 and all attachments.

Geothermal Ground-Coupled Heat Pump Tax Credit (2024). (G03)

The geothermal ground-coupled heat pump income tax credit may be claimed by a taxpayer who files a New Mexico personal or fiduciary income tax return for a tax year beginning on or after January 1, 2024, and has purchased and installed a geothermal ground-coupled heat pump after May 15, 2024, but before December 31, 2034, in a residence, business or agricultural enterprise in New Mexico owned by that taxpayer, or owned by a partnership or other business association of which the taxpayer is a member. The credit, which may not exceed \$9,000, is available for up to 30% of the purchase and installation costs.

This Credit Is Refundable

The credit is applied to the taxpayer's tax liability in the tax year it is claimed. The remaining amount is refunded to the taxpayer.

How To Apply For This Credit

To qualify for this credit, you must first obtain a certificate

of eligibility from EMNRD. The tax credit is allowed only for geothermal ground-coupled heat pumps that are installed by a nationally accredited ground source heat pump installer certified by EMNRD. EMNRD may allow a maximum annual aggregate of \$4,000,000 in geothermal ground-coupled heat pump income tax credits. Applications for the credit are considered in the order received by EMNRD.

How To Claim This Credit

The taxpayer must attach to the return a completed TRD-41426 and a copy of the letter from EMNRD certifying the geothermal ground-coupled heat pump and approving the taxpayer for the credit.

1. Complete Form TRD-41426, *Geothermal Ground-Coupled Heat Pump Income Tax Credit Claim Form (2024)*.
2. Complete PIT-CR. In the Credit Approval Number box, enter the certificate number EMNRD issued to you.
3. Attach the following to your PIT-1:
 - TRD-41426
 - PIT-CR
 - Copy of certificate of eligibility from EMNRD

Allocation to Owners

A taxpayer may allocate the right to claim the tax credit in proportion to the taxpayer's ownership interest if the taxpayer owns an interest in a business entity that is taxed for federal income tax purposes as a partnership or limited liability company and that business entity has met all of the requirements to be eligible for the credit. The total credit claimed by all members of the partnership or limited liability company shall not exceed the allowable credit.

Geothermal electricity generation tax credit (G05)

The geothermal electricity generation tax credit may be claimed by a taxpayer who holds an interest in a geothermal electricity generation facility in which electricity was generated in New Mexico on or after January 1, 2025, but before January 1, 2032.

The amount of a tax credit allowed shall be an amount equal to one and one-half cents (\$0.015) per kilowatt-hour of electricity generated in New Mexico in a taxable year by the geothermal electricity generation facility in which the taxpayer holds an interest. The total annual aggregate amount of credits that may be certified for geothermal electricity generation income tax credits and geothermal electricity generation corporate income tax credits in any calendar year is five million dollars (\$5,000,000). Completed applications shall be considered in the order received. Applications for certification received after this limitation has been met in a calendar year shall not be approved for that calendar year, but shall be considered for certification in the following calendar year.

Carry Forward for 3 Years

This credit is not refundable, but you can carry forward unused credit for a maximum of 3 consecutive years.

Applying For This Credit

The taxpayer must apply for a certification of eligibility with

the Energy, Minerals and Natural Resources Department (EMNRD) before claiming this credit. To apply for the credit, contact the Energy Conservation and Management Division of EMNRD at (505) 476-3310, or visit their web site <https://www.emnrd.nm.gov/>.

Claiming This Credit

The taxpayer must attach to the return a completed TRD-41428 and a copy of the letter from EMNRD certifying the purchase and approving the taxpayer for the credit.

1. Complete Form TRD-41428, Geothermal Electricity Generation Tax Credit Claim Form.
2. Complete PIT-CR. In PIT-CR, Column B, Credit Approval Number, enter the certificate number EMNRD issued to you.
3. Attach the following to your PIT-1:
 - TRD-41428
 - PIT-CR
 - Copy of certificate of eligibility from EMNRD
4. Submit your PIT-1 and all attachments.

Allocation to owners

A taxpayer may allocate the right to claim the tax credit in proportion to the taxpayer's ownership interest if the taxpayer owns an interest in a business entity that is taxed for federal income tax purposes as a partnership or limited liability company and that business entity has met all of the requirements to be eligible for the credit. The total credit claimed by all members of the partnership or limited liability company shall not exceed the allowable credit.

Home Fire Recovery Tax Credit (H02)

A personal income tax filer whose home was destroyed by a wildfire in calendar years 2021 through 2023, may contact the Construction Industries Division of the Regulation and Licensing Department (RLD) to apply for credit when home rebuilding expenses are incurred after May 15, 2024 and before January 1, 2030. RLD may award credit equal to qualified home expenditures up to \$50,000 per home.

An application for certification of eligibility for the credit shall include:

- 1) proof that the taxpayer's prior home was destroyed by wildfire in calendar years 2021-2023;
- 2) proof that taxpayer incurred expenditures for the construction of a home on the same property of the taxpayer's prior, wildfire-destroyed home;
- 3) a sworn statement by the taxpayer and the builder or manufacturer of the home that the construction of the home has been completed and stating the date of its completion; and
- 4) any additional information the Division may require to determine eligibility for the tax credit.

For the purposes of this credit, a "home" means a dwelling designed for long-term habitation in which the taxpayer resides for a majority of the year, and is constructed permanently on a taxpayer's property or is a manufactured or modular home in accordance with (7-2-18.35(J) NMSA 1978).

Carry Forward for 3 Years

This credit is not refundable, but you can carry forward unused credit for a maximum of 3 consecutive years after it is originally claimed.

How To Apply For This Credit

The taxpayer must apply for a certification of eligibility with the Construction Industries Division of the Regulation and Licensing Department (RLD) before claiming this credit. To apply for the credit, contact the RLD at (505) 476-4700, or visit their web site <https://www.rld.nm.gov/construction-industries/>. An application for certification of the tax credit shall be made no later than twelve months after the calendar year in which construction of the home is completed.

How To Claim This Credit

You must claim the credit against personal income tax due within twelve months of being issued the certificate of eligibility, and by following these steps:

1. Complete Form TRD-41422, *Home Fire Recovery Income Tax Credit Claim Form*.
2. Complete PIT-CR. In PIT-CR, Column B, Credit Approval Number, enter the certificate number from the certificate of eligibility issued by RLD.
3. Attach the following to your PIT-1:
 - TRD-41422
 - PIT-CR
 - Copy of certificate of eligibility from RLD
4. Submit your PIT-1 and all attachments.

Allocation to Owners

A taxpayer may be allocated the right to claim the tax credit in proportion to the taxpayer's ownership interest if the taxpayer owns an interest in a business entity that is taxed for federal income tax purposes as a partnership or limited liability company and that business entity has met all of the requirements to be eligible for the credit. The total credit claimed by all members of the partnership or limited liability company shall not exceed the allowable credit.

Job Mentorship Tax Credit (J01) Repealed July 1, 2025

A taxpayer owning a New Mexico business may claim a job mentorship tax credit for employing qualified students who take part in a school-sanctioned career preparation education program. The credit equals 50% of gross wages paid to a maximum of 10 qualified students. The business must employ each student for up to 320 hours during the tax year.

A taxpayer may not claim a credit for one qualified individual for more than three tax years. The maximum credit for one tax year is \$12,000.

Carry Forward for Three Years

This credit is not refundable, but you can carry unused credit forward for three consecutive years.

How To Apply For This Credit

To apply for this credit, obtain a Form RPD-41280, *Job Mentorship Tax Credit Certificate*, from the secondary school that

operates the career preparation education program for each qualified student you employ.

For help obtaining the certificate, contact the principal of the school that the student you employ attends.

How To Claim This Credit

To claim this credit, follow these steps:

1. Complete Form RPD-41281, *Job Mentorship Tax Credit Claim Form*.
2. Complete PIT-CR, leaving the **Credit Approval Number** box blank. A credit approval number is not required to claim this credit.
3. Attach RPD-41280, RPD-41281, and PIT-CR to your PIT-1.

Land Conservation Incentives Credit (L01)

Persons who donate land or interest in land to private or public conservation agencies for conservation purposes may claim a credit up to the following amounts from personal or corporate income tax equal to 50% of the fair market value of the land transferred:

- \$100,000 for donations made before January 1, 2008
- \$250,000 for donations made on or after January 1, 2008

For a donation made after January 1, 2008, the credit may be sold, exchanged, or transferred in increments of \$10,000 or more.

Carry Forward for 20 Years

Unused credit is not refundable, but you may carry it forward for up to 20 consecutive years following the year when the qualified donation occurred.

How To Apply For This Credit

To apply for this credit, follow these steps:

1. Contact the New Mexico Energy, Minerals and Natural Resources Department (EMNRD) to certify the eligibility of the donation.
2. After you receive the certificate of eligibility from EMNRD, complete Form RPD-41335, *Land Conservation Incentives Credit Application*.
3. Submit RPD-41335 and a copy of the certificate of eligibility to the Department.

How To Claim This Credit

When you receive approval from the Department, follow these steps to claim the credit:

1. Complete Form RPD-41282, *Land Conservation Incentives Tax Credit Claim Form*.
2. Complete the PIT-CR. In the **Credit Approval Number** box, enter the credit number the Department assigned on Form RPD-41335, *Land Conservation Incentives Credit Application*. If the credit was transferred, enter the new credit number assigned on Form RPD-41336, *Notice of Transfer of Land Conservation Incentives Tax Credit*.
3. Attach the following to your PIT-1:
 - RPD-41282

- PIT-CR
- Letter from EMNRD certifying treatment as a qualified donation

4. Submit your PIT-1 and all attachments.

Preservation Of Cultural Property Credit (P01)

The credit for preservation of cultural property is 50% of the approved eligible costs of a project for the restoration, rehabilitation, or preservation of cultural property listed on the official New Mexico Register of Cultural Properties, not to exceed \$25,000.

Requirements

The New Mexico Cultural Properties Review Committee must approve the project plan before the restoration begins and certify that the completed project conforms to the plan. For tax years beginning on or after January 1, 2009, if the property is **also** certified by the State Coordinator of the New Mexico Arts and Cultural District Act as located within the boundaries of a state-certified or municipally-certified arts and cultural district, pursuant to the Arts and Cultural District Act, a maximum of \$50,000 credit is allowed.

Carry Forward for Four Years

An amount exceeding the tax liability is not refundable, but you may carry it forward for four consecutive years.

How To Claim This Credit

To claim this credit after you receive approval, follow these steps:

1. Complete Form PIT-4, *New Mexico Preservation of Cultural Property Credit*.
2. Complete Schedule PIT-CR. In the **Credit Approval Number** box, enter the log number shown on the project approval document that the Historic Preservation Division issued to you.
3. Attach the following to your PIT-1:
 - PIT-4
 - PIT-CR
 - The Part 2 approval from the New Mexico Cultural Properties Review Committee
 - If applicable, the approval from the New Mexico Arts and Cultural Districts coordinator

Rural Job Tax Credit (R01)

A rural job tax credit is available for employers in rural areas of New Mexico who qualify for Job Training Incentive Program (JTIP) assistance. Eligible employers may earn the rural job tax credit for each qualifying job created after July 1, 2000.

The employer must certify the wages paid to each eligible employee using Form RPD-41247, *Certificate of Eligibility for the Rural Job Tax Credit*.

Calculate the rural job tax credit at 6.25% of the first \$16,000 in wages paid for each qualifying job for no more than:

- Four qualifying periods in a Tier 1 area
- Two qualifying periods in a Tier 2 area

A qualifying period is 12 months. A rural area excludes AI-

buquerque, Corrales, Farmington, Las Cruces, Los Alamos County, Los Ranchos, Rio Rancho, Santa Fe, and Tijeras, and a 10-mile zone around these municipalities. Tier 2 areas are limited to Alamogordo, Carlsbad, Clovis, Gallup, Hobbs, and Roswell. Tier 1 is any rural area not part of a Tier 2 area.

The holder of the rural job tax credit may apply all or part of the credit against the holder's combined state gross receipts, compensating and withholding taxes, or personal or corporate income tax. When you file your PIT-1, indicate the amount of the credit you want to apply to your liability.

To learn more about JTIP assistance, visit the New Mexico EDD website, call (505) 827-0300 or (800) 374-3061, or go to www.gonm.biz.

Carry Forward for Three Years

An amount exceeding the tax liability is not refundable, but you may carry it forward for three consecutive years.

How To Apply For This Credit

To apply for the rural job tax credit, do the following:

1. Attach a notarized, completed Form RPD-41247, *Certificate of Eligibility for the Rural Job Tax Credit*, for each qualified job you claim in the eligible period.
2. Complete Form RPD-41238, *Application for Rural Job Tax Credit*.
3. Send the forms to the address on RPD-41238.

How To Claim This Credit

After you receive approval from the Department, you can claim the credit by following these steps:

1. Complete Form RPD-41243, *Rural Job Tax Credit Claim Form*.
2. Complete Schedule PIT-CR. In the **Credit Approval Number** box, enter the credit approval number the Department issued to you. The number is identified on your credit approval letter. If the letter does not show a credit approval number, leave this box blank.
3. Attach the following to your PIT-1:
 - RPD-41243
 - PIT-CR
4. Submit the form and schedule along with your PIT-1.

Rural Health Care Practitioners Tax Credit (R02)

Beginning January 1, 2007, a taxpayer for whom **all** of the following are true may be eligible to claim the rural health care practitioners tax credit against a personal income tax liability:

- You file a New Mexico personal income tax return.
- You are not a dependent of another individual.
- You are an eligible health care practitioner.
- You have provided health care services in New Mexico in a rural health care underserved area.

The following are the maximum amounts allowed for the credit you can claim, depending on profession:

- \$5,000 for physicians, osteopathic physicians, dentists, psychologists, podiatric physicians, and optometrists who qualify, and
- \$3,000 for pharmacists, dental hygienists, physician

assistants, certified registered nurse anesthetists, certified nurse practitioners, clinical nurse specialists, registered nurses, midwives, licensed clinical social workers, licensed independent social workers, professional mental health counselors, professional clinical mental health counselors, marriage and family therapists, professional art therapists, alcohol and drug abuse counselors, and physical therapists who qualify.

Hours Required to Qualify

An eligible health care practitioner must have provided health care at a practice site located in an approved rural health care underserved area during a taxable year for at least:

- 1,584 hours to qualify for the full credit amount
- 792 hours, but less than 1,584 hours, to qualify for one-half the full credit amount.

Carry Forward for Three Years

If the amount of the credit you claim exceeds your tax liability for the taxable year for which you are claiming the credit, you can carry forward the excess for three consecutive tax years. This credit is not refundable.

How To Apply For This Credit

Before an eligible health care practitioner may claim the rural health care practitioner tax credit, the practitioner must apply to DOH for a certificate of eligibility for the credit. When DOH approves a practitioner, DOH issues a certificate to the qualified eligible health care practitioner.

Lists of Locations Approved by DOH

DOH compiles and annually revises lists of approved rural practice locations. These revisions reflect any changes in the need for health practitioners throughout the state.

Separate lists are available for different categories of health care practitioners.

The lists are compiled with the input of a program advisory group that includes representatives from several health professions.

How To Claim This Credit

After you receive the certificate of eligibility from DOH, you can claim the credit by following these steps:

1. Complete Form RPD-41326, *Rural Health Care Practitioner Tax Credit Claim Form*.
2. Complete PIT-CR. In the **Credit Approval Number** box, enter the credit approval number issued to you by DOH.
3. Attach the following to your PIT-1:
 - RPD-41326
 - PIT-CR
 - Copy of the certificate of eligibility received from DOH
4. Submit your PIT-1 and all attachments.

For More Information

For a copy of location lists and for more information about certification of eligibility, contact DOH at (505) 222-8672 or visit their website at www.nmhealth.org. The physical address

of DOH is 300 San Mateo NE, Suite 900, Albuquerque, NM 87108.

Renewable Energy Production Tax Credit (R03)

Personal income and corporate income taxpayers receive credit for producing electricity by solar light or heat, wind, or biomass for an eligibility period of 10 consecutive years beginning on the date the qualified energy generator begins producing electricity.

Deduct, Refund, or Carry Forward for Five Years

This refundable credit is not currently available to apply for but you may deduct an existing credit from your personal income tax liability for which you are claiming the credit.

If the amount of the tax credit exceeds your personal income tax liability for the tax year, one of the following is possible:

- If the tax credit was issued with respect to a qualified energy generator that first produced electricity using a qualified energy resource on or after October 1, 2007, the state refunds the excess to you. **Or,**
- You may carry forward the excess credit for five years.

How To Claim This Credit

When you receive approval from EMNRD, follow these steps to claim the credit:

1. Complete Form RPD-41227, *Renewable Energy Production Tax Credit Claim Form*.
2. Complete PIT-CR. In the **Credit Approval Number** box, enter the last day of the tax year when the electricity was produced for which you are claiming a credit or a carryforward.
3. Attach the following to your PIT-1:
 - RPD-41227
 - Certificate of eligibility from EMNRD
 - Allocation Notice approved by EMNRD, if applicable
 - PIT-CR
 - A copy of the letter from EMNRD certifying treatment as a qualified donation
4. Submit your PIT-1 and all attachments.

Solar Market Development Tax Credit (S01)

A taxpayer who has received certification from EMNRD for the purchase and installation of a qualified photovoltaic or solar thermal system in a residence, business, or agricultural enterprise in New Mexico owned by that taxpayer may claim the credit. The photovoltaic or solar thermal system must be purchased and installed after January 1, 2006, but before **December 31, 2016**.

NOTE: The solar market development tax credit is reported on Schedule PIT-CR, as credit type code S01. The new solar market development tax credit enacted in 2020 is reported on Schedule PIT-CR, as credit type code S04. The renewable energy tax credit is reported on Schedule PIT-CR, as credit type code R03. These credits are not the same credit.

Carry Forward for 10 Years

This non-refundable credit is not currently available to apply for but you can carry an existing credit forward for the maximum of 10 consecutive years from the first eligible year in which the certificate from EMNRD was issued.

How To Claim This Credit

When you receive approval from EMNRD, follow these steps to claim the credit:

1. Complete Form RPD-41317, *Solar Market Development Income Tax Credit Claim Form*.
2. Complete PIT-CR. In the **Credit Approval Number** box, enter the certificate number shown on the certificate of eligibility EMNRD issued to you.
3. Attach the following to your PIT-1:
 - RPD-41317
 - PIT-CR
 - A copy of the letter from EMNRD certifying the project
4. Submit your PIT-1 and all attachments.

IMPORTANT: To claim this credit, you must have a certificate from EMNRD issued to you before December 31, 2016.

Sustainable Building Tax Credit (S02)

A taxpayer with qualified construction or renovations made after January 1, 2017 but ending on or before December 31, 2026, should contact the New Mexico Energy, Minerals and Natural Resources Department (EMNRD) to certify your eligibility to claim the new Sustainable Building Tax Credit.

Carry Forward for 7 Years

This non-refundable credit is not currently available to apply for but you can carry an existing credit forward for the maximum of 7 consecutive years from the first eligible year that the credit was approved to be claimed by the Department.

How To Claim This Credit

When you receive approval from the Department, follow these steps to claim the credit:

1. Complete Form RPD-41329, *Sustainable Building Tax Credit Claim Form*.
2. Complete PIT-CR. In the **Credit Approval Number** box, enter the credit number assigned by the Department on Form RPD-41327, *Sustainable Building Tax Credit Approval*. If the credit was transferred to you, enter the new credit number assigned on Form RPD-41342, *Notice of Transfer of Sustainable Building Tax Credit*.
3. Attach the following to your PIT-1:
 - RPD-41329
 - PIT-CR
 - Copies of the letter of eligibility
4. Submit your PIT-1 and all attachments.

2015 Sustainable Building Tax Credit (S03)

A credit is available for construction in New Mexico of a sustainable building, for renovation of an existing building in New Mexico into a sustainable building, or for permanent installation of manufactured housing that is a sustainable building, regardless of where the housing is manufactured.

You may claim the credit for tax years from January 1, 2017 through December 31, 2024.

The credit is available for residential and commercial buildings after the construction, installation, or renovation of the sustainable building is complete.

To qualify for the tax credit, the building must have achieved a silver or higher certification level in the Leadership in Energy and Environmental Design (LEED) green building rating system or the Build Green NM rating system.

Carry Forward for Seven Years

This credit is not refundable, but you can carry the credit forward for seven years from the first eligible year that the credit is approved to be claimed by the Department.

How To Apply For This Credit

To apply for this credit, follow these steps:

1. Contact the New Mexico Energy, Minerals and Natural Resources Department (EMNRD) to certify your eligibility.
2. After you receive the certificate of eligibility from EMNRD, promptly complete Form RPD-41382, *2015 Sustainable Building Tax Credit Approval*.
3. Submit RPD-41382 and a copy of the certificate of eligibility to the Department.

How To Claim This Credit

When you receive approval from the Department, follow these steps to claim the credit:

1. Complete Form RPD-41383, *2015 Sustainable Building Tax Credit Claim Form*
2. Complete PIT-CR. In the **Credit Approval Number** box, enter the credit number assigned by the Department on Form RPD-41382, *2015 Sustainable Building Tax Credit Approval*.
3. Attach the following to your PIT-1:
 - RPD-41383
 - PIT-CR
 - Copies of the letter of eligibility
4. Submit your PIT-1 and all attachments.

New Solar Market Development Tax Credit (S04)

A taxpayer who purchases and installs a qualified photovoltaic or solar thermal system in a residence, business, or agricultural enterprise in New Mexico owned by that taxpayer, or after May 15, 2024, by a federally recognized Indian nation, tribe, or pueblo and held in leasehold by that taxpayer may claim the credit. The photovoltaic or solar thermal system must be purchased and installed on or after **March 1, 2020**, but before December 31, 2031. The credit can be claimed on a personal or fiduciary income tax return beginning on or after January 1, 2020.

How To Apply For This Credit

The taxpayer must apply for a certification of eligibility with the Energy, Minerals and Natural Resources Department (EMNRD) before claiming this credit. To apply for the credit, contact the Energy Conservation and Management Division

of EMNRD at (505) 476-3310, or visit their web site <https://www.emnrd.nm.gov/>.

NOTE: The solar market development tax credit is reported on Schedule PIT-CR, as credit type code S04. The renewable energy tax credit is reported on Schedule PIT-CR, as credit type code R03. These credits are not the same credit.

Carry Forward for 5 Years

For taxpayer who claimed this credit on their 2020 and 2021 returns only. You can carry an existing credit forward for the maximum of 5 consecutive years from the first eligible year in which the certificate from EMNRD was issued. **Note:** This credit is non-refundable for taxpayers who claimed the credit prior to January 1, 2022.

Refundable Credit

For taxpayer who claim the credit on or after January 1, 2022, the portion of the new solar market development tax credit that exceeds the taxpayer's tax liability shall be refunded to the taxpayer.

Sold, Exchange, or Transfers

Effective January 1, 2022 (HB-163 (2022)) a certificate of eligibility for a new solar market development tax credit may be sold, exchanged, or otherwise transferred to another taxpayer for the full value of the credit. The Taxation and Revenue Department shall be notified of the sale, exchange, or transfer within ten days.

How To Claim This Credit

When you receive the certificate of eligibility from EMNRD, follow these steps to claim the credit:

1. Complete Form TRD-41406, *New Solar Market Development Income Tax Credit Claim Form*.
2. Complete PIT-CR. In the **Credit Approval Number** box, enter the certificate number shown on the certificate of eligibility EMNRD issued to you.
3. Attach the following to your PIT-1:
 - TRD-41406
 - PIT-CR
 - A copy of the certificate of eligibility from EMNRD
4. Submit your PIT-1 and all attachments.

IMPORTANT: To claim this credit, you must have a certificate from EMNRD issued to you on or after March 1, 2020, and before December 31, 2031.

Any credit claimed that is over the taxpayer's liability shall be refunded. The credit can be sold, exchanged, or transferred to another taxpayer for the full value of the credit. The credit shall be claimed within three taxable years of the end of the year in which EMNRD certifies the credit.

Allocation to Owners

A taxpayer may allocate the right to claim the tax credit in proportion to the taxpayer's ownership interest if the taxpayer owns an interest in a business entity that is taxed for federal income tax purposes as a partnership or limited liability company and that business entity has met all of the

requirements to be eligible for the credit. The total credit claimed by all members of the partnership or limited liability company shall not exceed the allowable credit.

2021 Sustainable Building Tax Credit (S05)

A credit is available for the construction in New Mexico of a sustainable building, the renovation of an existing building in New Mexico, the permanent installation of manufactured housing, regardless of where the housing is manufactured, that is a sustainable building or the installation of energy-conserving products to existing buildings in New Mexico. You may claim the credit for tax years prior to January 1, 2028.

If the certification level for a sustainable residential building is awarded on or after January 1, 2022, EMNRD may issue a certificate of eligibility to a building owner who is:

- the owner of the sustainable residential building at the time the certification level for the building is awarded, **or**
- the subsequent purchaser of a sustainable residential building with respect to which no tax credit has been previously claimed.

The credit is available to the building owner of residential and commercial buildings, after the construction, installation, or renovation of the sustainable building is complete. To be eligible, the building owner must obtain a Certificate of Eligibility issued by the Energy, Minerals and Natural Resources Department (EMNRD). To claim the credit, the taxpayer must submit TRD required forms and Certificate of Eligibility with the taxpayer's income tax return.

Refundable Credit

This credit is considered non-refundable. However, if the taxpayer is a low-income taxpayer, the excess shall be refunded to the taxpayer.

"Low-income taxpayer" means a taxpayer with an annual household adjusted gross income equal to or less than two hundred percent of the federal poverty level (200% of the FPL) guidelines published by the United States department of health and human services.

Applying for This Credit

To apply for this credit, follow these steps:

1. Contact EMNRD to certify eligibility.
2. After EMNRD approves the credit they will issue the taxpayer a Certificate of Eligibility.

Claiming This Credit

Follow these steps to claim the credit:

1. Complete TRD-41252, 2021 Sustainable Building Tax Credit Claim Form.
2. Complete CIT-CR, including these columns:
 - Column A. Enter S05.
 - Column B. Enter the credit number assigned by the Department on Certificate of Eligibility. If the credit was transferred to you, enter the new credit number assigned on Form TRD-41253, 2021 Sustainable Building Tax Credit Notice of Transfer.

- Column C. Enter the amount of the credit you want to apply to the tax liability.
 - Column D. If you are eligible for a refund, enter the amount to refund.
3. Attach the following to the PIT-1:
 - TRD-41252
 - PIT-CR
 - A copy of the Certificate of Eligibility or Notice of Transfer
 4. Submit the PIT-1 and all attachments to the Department.

For More Information

To learn more, visit <https://www.emnrd.nm.gov/ecmd/> or call (505) 476-3200.

Technology Jobs And Research And Development (Additional) Tax Credit (T02)

This credit is 5% of qualified expenditures for conducting research and development. An additional 5% credit is available if the taxpayer increases its annual payroll by at least \$75,000 for every \$1 million in qualified expenditures it claims in a tax year. The basic and additional credits double for businesses in rural areas. To be eligible, qualified expenditures must be made on or after January 1, 2016.

The taxpayer must make the eligible expenditures for research and development at a qualified facility. For more information on qualified expenditures, see the instructions for Form RPD-41385, *Application for Technology Jobs and Research and Development Tax Credit*.

The holder of the Technology Jobs and Research and Development Tax Credit document may apply all or part of "basic" credits against the holder's combined state compensating, withholding, and gross receipts tax, less any local option gross receipts tax. "Basic" credit may be not be refunded but may be carried forward for three years from the date of the original claim.

If you have earned "additional" credits, you may claim that amount against personal or corporate income taxes. If the taxpayer is a qualified research and development small business, a portion of the "additional" credit can be refunded, based on the taxpayer's total qualified expenditures made in a tax year. Any credit not claimed against the taxpayer's income tax or corporate income tax due, or refunded, may be carried forward for three years from date of the original claim.

NOTE: Taxpayers who claim the research and development small business tax credit are ineligible to claim the investment tax credit or the technology jobs and research and development tax credit for the same reporting period.

How To Apply For This Credit

To apply for the basic and additional credit, do the following:

1. Complete Form RPD-41385.
2. Send it along with your expenditure and payroll increase documentation to the address on RPD-41385.

How To Claim This Credit

After you receive approval from the Department, you may claim the credit by following these steps:

1. Complete Form RPD-41386, *Technology Jobs and Research and Development Tax Credit Claim Form*.
2. Complete Schedule PIT-CR.
 - In the **Credit Approval Number** box, enter the credit approval number the Department issued to you. The number is identified on your credit approval letter. If the letter does not show a credit approval number, leave this box blank.
 - In the **Amount Claimed Applied To Tax Due** box, indicate the amount of the credit you want to apply to your liability.
 - In column D, indicate the amount of the credit to be refunded, if eligible.
3. Attach the following to your PIT-1:
 - RPD-41386
 - PIT-CR
4. Submit RPD-41386 and PIT-CR along with your PIT-1.

Did you know you can file your Personal Income
Tax return on the New Mexico Taxation and Revenue
Department website for free?

It is fast, easy, and secure.

Just visit:

<https://tap.state.nm.us>

INSTRUCTIONS FOR 2025 PIT-ES

NEW MEXICO ESTIMATED TAX PAYMENT VOUCHER

WHO MUST PAY ESTIMATED TAXES?

Every individual who must file a personal income tax return under the Income Tax Act also must pay estimated income tax. This occurs through withholding taxes or by making estimated tax payments using the Personal Income Estimated Tax Payment Voucher (PIT-ES). You can also pay by check or credit card using the Taxation and Revenue Department's (Department)website.

There is a penalty for underpayment or non-payment of estimated tax, unless:

- You are a first-year resident;
- Your tax for the current year, less amounts withheld, is under \$1,000; or
- You are a full-year New Mexico resident whose previous tax year was a 12-month tax year and you owed zero tax for that tax return.

TAX ESTIMATION METHODS

To calculate estimated taxes, you can use the standard method (described next) and, if you qualify, exception methods (described later in these instructions). Taxpayers who qualify for an exception may be able to reduce the amount of underpayment penalty owed by completing and submitting Form RPD-41272, *Calculation of Estimated Personal Income Tax Underpayment Penalty*, for the tax year of the return along with the PIT-1 return. Do not submit Form RPD-41272 unless it reduces the amount of underpayment penalty due under the standard method of computing underpayment penalty.

HOW MUCH DO YOU NEED TO PAY?

To calculate your estimated tax, start with the required annual payment or the total amount of estimated tax to pay during the tax year. Then determine the amount and due date for each estimated tax payment.

The required annual payment is the lesser of:

- 90% of the tax on the current year's return (or, if no return is filed, the tax for the taxable year), or
- 100% of the tax on the prior year's return, if you filed a return during the prior year for a full 12-month year.

To determine the required annual payment, calculate your 2025 tax by:

1. Totaling these items on PIT-1:
 - Rebates and credits claimed (line 24)
 - Working families tax credit claimed (line 25)
 - New Mexico income tax withheld (lines 27, 28, and 29)
2. Subtracting this total from 2025 Net New Mexico Income Tax (line 22).

NOTE: Always use the instructions specifically written for the tax year you are filing because the line numbers and the calculation of estimated tax may change from year to year.

When Are Calendar Year Or Fiscal Year Estimated Payments Due?

For most calendar-year taxpayers, four installments of the required annual payment are due (postmark or delivery service date) by April 15, June 15, September 15, and January 15, of the following year.

For taxpayers reporting on a fiscal year basis, other than a calendar year, payments are due on or before the 15th day of the fourth, sixth, and ninth months of the tax year and on or before the 15th day of the first month of the following year. Sometimes a due date for an estimated payment is a Saturday or a Sunday, or a state or national legal holiday. The estimated payment is on time when the postmark bears the date of the next business day. Delivery by a private delivery service is on time if the pick-up date is on or before the required due date.

EXCEPTIONS FOR ESTIMATED PAYMENT AMOUNTS AND TIMING

Special rules for determining the amount and timing of each estimated payment apply to taxpayers who qualify for exceptions.

If any of the following exceptions apply to you, you may be able to reduce the underpayment penalty due by completing and submitting RPD-41272, *Calculation of Estimated Personal Income Tax Underpayment Penalty* for the tax year you are filing along with your PIT-1 return:

- You want to use the actual dates withholding tax was withheld for the applicable tax year to calculate your estimated payments.
- Your income varied during the year so you do not need to pay estimated personal income tax until after March 31 of the tax year.
- You are a farmer or rancher who expects to receive 2/3 of gross income for the tax year from farming or ranching, or who has received at least 2/3 of gross income for the previous tax year from farming or ranching.

Descriptions Of Exceptions And Number To Enter In Box On Line 35, PIT-1

Read these descriptions to see if you qualify for an exception. If you qualify, enter the number noted in the last paragraph of the specific description.

Exception for applying actual tax withholding dates.

This exception applies to taxpayers who wish to compute estimated payments according to the actual dates when all amounts of withholding tax were withheld for the applicable tax year.

Unless you establish on Form RPD-41272 the dates on which all amounts were actually withheld, the Department considers an equal amount of tax withheld as tax paid on each installment due date. This provision may apply separately to wage and pension withholding and any other amounts withheld under the Withholding Tax Act.

Enter 1 if you want to calculate estimated payments based on the actual dates on which all amounts of withholding tax were withheld for the applicable tax year. (If you qualify for the exception for varying income or the exception for farmers and ranchers, enter a number from 2 to 5 as indicated in the next descriptions.)

Exception for income that varies during the year. This exception applies to taxpayers who receive seasonal income. You may **only** use this method if actual income through March 31 is too small to require an estimated payment. When your base income increases in later periods, you must make higher estimated payments to balance your account.

No payment is due for the first quarter, because actual income through March 31 is too small to require an estimated payment. Subsequent test dates to check income for estimated payments are May 31, August 31, and December 31.

If your income varies, **enter 2, 3, or 4** to show the quarter you are required to begin making estimated payments.

Exception for farmers and ranchers. The law provides a special rule, identical to the federal rule, for farmers and ranchers who expect to receive *at least* 2/3 of their gross income from farming or ranching, or who received *at least* 2/3 of their gross income from farming or ranching in the prior year. Farmers and ranchers who meet the gross income test may:

- Make one estimated payment in the amount of the required annual payment on or before January 15 of the year following the tax year of the return, *or*
- File and pay taxes in full on or before March 1 of the year following the tax year of the return.

For joint returns, the farmer or rancher must count the spouse's gross income to determine whether the couple meets the two-thirds-of-gross income test.

Enter 5 if you are a farmer or rancher and meet these requirements. Make this entry, even if you do not owe an underpayment penalty because you filed and paid the tax in full on or before March 1 of the year following the tax year of the return.

PENALTY FOR UNDERPAYMENT OR NON-PAYMENT OF ESTIMATED TAX PAYMENTS

The penalty for underpayment or non-payment of estimated tax is based on the difference between the estimated tax payment and the actual amount of estimated tax due. Penalty accumulates from the due date of the estimated tax payment until the earlier of:

- The date the payment is made, *or*
- The 15th day of the fourth month following the close of the tax year.

New Mexico calculates the penalty (in the form of interest) on underpayment of estimated tax at the same rate as interest on an underpayment of tax. The penalty is calculated

on a daily basis at the interest rate established by the U.S. Internal Revenue Code (IRC) for individual income tax purposes.

The IRC rate, which changes quarterly, is announced by the IRS in the last month of the previous quarter. The annual and daily interest rates for each quarter are posted on our website at <https://www.tax.newmexico.gov/individuals/file-your-taxes-overview/penalty-interest-rates/>.

A special rule applies for calculating the underpayment or non-payment penalty for personal estimated income tax. The interest rate that applies to the 1st quarter following the tax year also applies to the first 15 days of April following the tax year.

This is the formula to calculate the amount of a standard daily penalty:

$$\text{penalty due} = \text{estimated tax payment} \\ \times \text{daily interest rate} \times \text{number of days late}$$

NOTE: The penalty for underpayment of estimated tax may exceed the maximum 20% that applies to an underpayment penalty for tax.

To help calculate the underpayment penalty, you may use Form RPD-41272, *Calculation of Estimated Personal Income Tax Underpayment Penalty*. But do not submit the form unless:

- You qualify for a exception method of determining the amount and timing of the estimated tax payment, **and**
- You will owe less penalty by using the exception method.

Only taxpayers who may lower their penalty using the exception method submit RPD-41272.

To calculate an underpayment or non-payment penalty using the exception method for estimated personal income tax, you must enter 1, 2, 3, 4, or 5 in the box on line 35, PIT-1. If the box is blank, the penalty is calculated using the standard method.

How To Avoid A Penalty

If you file a return and pay the full amount on or before January 31 of the next year, no penalty applies to the 4th quarter payment. If the balance due is \$1,000 or more, the Department determines whether the required annual payment was made in timely installments. If the payment was made on time, there is no penalty.

If you believe an assessment is in error, you can protest the assessment and provide more information.

MORE INFORMATION AND HELP

For more information, see FYI-320, *PIT-ES: Personal Income Estimated Tax Payments* at <https://www.tax.newmexico.gov/forms-publications/>. Select **FYIs** from the **Publications** folder. Download a copy of the publication, or send an e-mail to TRD.taxreturnhelp@tax.nm.gov for more information.

METHODS OF PAYMENT

You can make an electronic payment online or mail a check or money order.

Pay Online. You may submit a payment with the payment voucher by mail or pay estimated personal income taxes online at no charge by electronic check through Taxpayer Access Point (TAP). Go to <https://tap.state.nm.us> and under **GENERAL TASKS**, click **Make a Payment**, then **Individual**. The electronic check authorizes the Department to debit your checking account in the amount and on the date you specify.

You may also use a credit card for your online payment. A convenience fee is applied for using a credit card. The State of New Mexico uses this fee, calculated on the transaction amount, to pay charges from the credit card companies.

Pay By Mail. Mail your payment voucher and your check or money order to the Department, following the mailing requirements in step 7.

Paying With A Check. When you provide a check as payment, you authorize the Department to use information from your check to make a one-time electronic fund transfer from your account. When we use information from your check to make an electronic fund transfer, funds may be withdrawn from your account as soon as the same day you make your payment.

WHERE TO GET THE VOUCHER

You can get the PIT-ES payment voucher from your personal income tax packet, the Department website, one of the Department's district offices, or your tax return preparation software. To avoid misapplication of your payment, make sure the tax year is correct on the voucher.

Use Only Blue Or Black Ink. Type or print all entries in blue or black ink. **Do not** use pencil.

COMPLETING AND SUBMITTING THE VOUCHER AND PAYMENT

Follow the next steps to complete and submit your voucher and payment.

1. Check the year and enter date.
2. For the Department to apply your estimated payment to the correct tax year, the PIT-ES voucher must show the tax year for which you are making payment. On the payment voucher from the Department website, write in the tax year. Make sure all payment vouchers show the correct tax year.
3. If you are a calendar-year filer making an estimated payment for a 2025 tax return due in 2026, make sure the date on your PIT-ES payment voucher indicates that the last day of the tax year is 2025.
4. Enter identification information.
5. Enter your name and social security number. If you expect to file a joint return, enter your spouse's name and social security number. To speed processing, enter the names and social security numbers in the same order as shown on your tax return.

6. Calculate the estimated payment.
7. Using the tax rate tables for the applicable tax year, determine the amount of estimated tax you owe and the amount of payments, if any, made to date. Include any overpayments from the prior year's return you want to apply to the current year's estimated tax payments. If you need help calculating the estimated payments, see Form RPD-41272, Calculation of Estimated Personal Income Tax Underpayment Penalty, or FYI-320, PIT-ES: Personal Income Tax Estimated Payments.
8. Mark quarter and enter amount.
9. Mark the box for the quarter of your estimated payment. If you are a fiscal year filer, mark the box for the quarter that compares to a calendar year.
10. Using whole dollars only, enter the amount you are submitting with the PIT-ES. Do not enter or pay cents.
11. Cut on the voucher's dotted line.
12. The high-speed scanners at the Department can read only one page size to process payment vouchers. Make sure to cut directly on the dotted line.
13. Keep a copy in a safe place.
14. To prepare your personal income tax return, you need a copy or record of each PIT-ES payment. Place your copy in a safe place where you can easily find it.
15. Follow our mailing requirements.
16. If you mail your payment, make your check or money order payable to New Mexico Taxation and Revenue Department. Write your social security number, PIT-ES, and the tax year on the check or money order. Using your own envelope, enclose the check or money order and the completed PIT-ES payment voucher. Mail the envelope to:

NM Taxation and Revenue Dept.
P.O. Box 8390
Santa Fe, NM 87504-8390

IMPORTANT: For proper credit on your account, **do not** combine a payment of estimated personal income tax with any other payment.

A taxpayer who does not make sufficient payments for a tax year may receive an assessment of penalty for underpayment of New Mexico personal income tax, even if the full tax amount owed is paid on time with the annual income tax return. To avoid underpayment penalty you may be required to make estimated tax payments. Read these instructions for more information.

Calendar-year taxpayers: The first estimated payment due for tax year 2026 is April 15, 2026. The next payments are due June 15, 2026; September 15, 2026; and January 15, 2027. Fiscal-year taxpayers: Dates vary.

2025 TAX RATE TABLE

Based on Taxable Income

Example: Mr. and Mrs. Brown are filing a joint return. Their New Mexico Taxable Income on line **17** of the Form PIT-1 is \$25,325. First they find the \$25,300-\$25,400 income line. Next they find the column for **Married Filing Jointly** and read down the column. The amount shown where the income line and filing status column meet is \$679. This is the tax amount they must write on line **18** of the Form PIT-1.

		Single	Married Filing Jointly*	Married Filing Separately	Head of Household
More Than	But Not Over	Your tax is:			
25,200	25,300	811	675	881	675
25,300	25,400	815	679	886	679
25,400	25,500	819	683	891	683
25,500	25,600	824	688	895	688

If line 17 of Form PIT-1 (Taxable Income) is:		And you are:				If line 17 of Form PIT-1 (Taxable Income) is:		And you are:				If line 17 of Form PIT-1 (Taxable Income) is:		And you are:			
More Than	But Not Over	Single	Married Filing Jointly*	Married Filing Separately	Head of Household	More Than	But Not Over	Single	Married Filing Jointly*	Married Filing Separately	Head of Household	More Than	But Not Over	Single	Married Filing Jointly*	Married Filing Separately	Head of Household
Your tax is:						Your tax is:						Your tax is:					
0	60	0	0	0	0	4,000						8,000					
60	100	1	1	1	1	4,000	4,100	61	61	62	61	8,000	8,100	164	122	190	122
100	200	2	2	2	2	4,100	4,200	62	62	65	62	8,100	8,200	167	125	193	125
200	300	4	4	4	4	4,200	4,300	64	64	68	64	8,200	8,300	171	128	196	128
300	400	5	5	5	5	4,300	4,400	65	65	71	65	8,300	8,400	174	131	199	131
400	500	7	7	7	7	4,400	4,500	67	67	74	67	8,400	8,500	177	134	202	134
500	600	8	8	8	8	4,500	4,600	68	68	78	68	8,500	8,600	180	138	206	138
600	700	10	10	10	10	4,600	4,700	70	70	81	70	8,600	8,700	183	141	209	141
700	800	11	11	11	11	4,700	4,800	71	71	84	71	8,700	8,800	187	144	212	144
800	900	13	13	13	13	4,800	4,900	73	73	87	73	8,800	8,900	190	147	215	147
900	1,000	14	14	14	14	4,900	5,000	74	74	90	74	8,900	9,000	193	150	218	150
1,000						5,000						9,000					
1,000	1,100	16	16	16	16	5,000	5,100	76	76	94	76	9,000	9,100	196	154	222	154
1,100	1,200	17	17	17	17	5,100	5,200	77	77	97	77	9,100	9,200	199	157	225	157
1,200	1,300	19	19	19	19	5,200	5,300	79	79	100	79	9,200	9,300	203	160	228	160
1,300	1,400	20	20	20	20	5,300	5,400	80	80	103	80	9,300	9,400	206	163	231	163
1,400	1,500	22	22	22	22	5,400	5,500	82	82	106	82	9,400	9,500	209	166	234	166
1,500	1,600	23	23	23	23	5,500	5,600	84	83	110	83	9,500	9,600	212	170	238	170
1,600	1,700	25	25	25	25	5,600	5,700	87	85	113	85	9,600	9,700	215	173	241	173
1,700	1,800	26	26	26	26	5,700	5,800	91	86	116	86	9,700	9,800	219	176	244	176
1,800	1,900	28	28	28	28	5,800	5,900	94	88	119	88	9,800	9,900	222	179	247	179
1,900	2,000	29	29	29	29	5,900	6,000	97	89	122	89	9,900	10,000	225	182	250	182
2,000						6,000						10,000					
2,000	2,100	31	31	31	31	6,000	6,100	100	91	126	91	10,000	10,100	228	186	254	186
2,100	2,200	32	32	32	32	6,100	6,200	103	92	129	92	10,100	10,200	231	189	257	189
2,200	2,300	34	34	34	34	6,200	6,300	107	94	132	94	10,200	10,300	235	192	260	192
2,300	2,400	35	35	35	35	6,300	6,400	110	95	135	95	10,300	10,400	238	195	263	195
2,400	2,500	37	37	37	37	6,400	6,500	113	97	138	97	10,400	10,500	241	198	266	198
2,500	2,600	38	38	38	38	6,500	6,600	116	98	142	98	10,500	10,600	244	202	270	202
2,600	2,700	40	40	40	40	6,600	6,700	119	100	145	100	10,600	10,700	247	205	273	205
2,700	2,800	41	41	41	41	6,700	6,800	123	101	148	101	10,700	10,800	251	208	276	208
2,800	2,900	43	43	43	43	6,800	6,900	126	103	151	103	10,800	10,900	254	211	279	211
2,900	3,000	44	44	44	44	6,900	7,000	129	104	154	104	10,900	11,000	257	214	282	214
3,000						7,000						11,000					
3,000	3,100	46	46	46	46	7,000	7,100	132	106	158	106	11,000	11,100	260	218	286	218
3,100	3,200	47	47	47	47	7,100	7,200	135	107	161	107	11,100	11,200	263	221	289	221
3,200	3,300	49	49	49	49	7,200	7,300	139	109	164	109	11,200	11,300	267	224	292	224
3,300	3,400	50	50	50	50	7,300	7,400	142	110	167	110	11,300	11,400	270	227	295	227
3,400	3,500	52	52	52	52	7,400	7,500	145	112	170	112	11,400	11,500	273	230	298	230
3,500	3,600	53	53	53	53	7,500	7,600	148	113	174	113	11,500	11,600	276	234	302	234
3,600	3,700	55	55	55	55	7,600	7,700	151	115	177	115	11,600	11,700	279	237	305	237
3,700	3,800	56	56	56	56	7,700	7,800	155	116	180	116	11,700	11,800	283	240	308	240
3,800	3,900	58	58	58	58	7,800	7,900	158	118	183	118	11,800	11,900	286	243	311	243
3,900	4,000	59	59	59	59	7,900	8,000	161	119	186	119	11,900	12,000	289	246	314	246

* This column must also be used by surviving spouse

If line 17 of Form PIT-1 (Taxable Income) is:		And you are:				If line 17 of Form PIT-1 (Taxable Income) is:		And you are:				If line 17 of Form PIT-1 (Taxable Income) is:		And you are:			
More Than	But Not Over	Single	Married Filing Jointly*	Married Filing Separately	Head of Household	More Than	But Not Over	Single	Married Filing Jointly*	Married Filing Separately	Head of Household	More Than	But Not Over	Single	Married Filing Jointly*	Married Filing Separately	Head of Household
Your tax is:						Your tax is:						Your tax is:					
12,000						18,000						24,000					
12,000	12,100	292	250	318	250	18,000	18,100	501	442	571	442	24,000	24,100	759	634	829	634
12,100	12,200	295	253	321	253	18,100	18,200	505	445	575	445	24,100	24,200	763	637	833	637
12,200	12,300	299	256	324	256	18,200	18,300	510	448	579	448	24,200	24,300	768	640	837	640
12,300	12,400	302	259	327	259	18,300	18,400	514	451	584	451	24,300	24,400	772	643	842	643
12,400	12,500	305	262	330	262	18,400	18,500	518	454	588	454	24,400	24,500	776	646	846	646
12,500	12,600	308	266	334	266	18,500	18,600	523	458	592	458	24,500	24,600	781	650	850	650
12,600	12,700	311	269	338	269	18,600	18,700	527	461	596	461	24,600	24,700	785	653	854	653
12,700	12,800	315	272	343	272	18,700	18,800	531	464	601	464	24,700	24,800	789	656	859	656
12,800	12,900	318	275	347	275	18,800	18,900	536	467	605	467	24,800	24,900	794	659	863	659
12,900	13,000	321	278	351	278	18,900	19,000	540	470	609	470	24,900	25,000	798	662	867	662
13,000						19,000						25,000					
13,000	13,100	324	282	356	282	19,000	19,100	544	474	614	474	25,000	25,100	802	666	872	666
13,100	13,200	327	285	360	285	19,100	19,200	548	477	618	477	25,100	25,200	806	670	877	670
13,200	13,300	331	288	364	288	19,200	19,300	553	480	622	480	25,200	25,300	811	675	881	675
13,300	13,400	334	291	369	291	19,300	19,400	557	483	627	483	25,300	25,400	815	679	886	679
13,400	13,500	337	294	373	294	19,400	19,500	561	486	631	486	25,400	25,500	819	683	891	683
13,500	13,600	340	298	377	298	19,500	19,600	566	490	635	490	25,500	25,600	824	688	895	688
13,600	13,700	343	301	381	301	19,600	19,700	570	493	639	493	25,600	25,700	828	692	900	692
13,700	13,800	347	304	386	304	19,700	19,800	574	496	644	496	25,700	25,800	832	696	905	696
13,800	13,900	350	307	390	307	19,800	19,900	579	499	648	499	25,800	25,900	837	701	909	701
13,900	14,000	353	310	394	310	19,900	20,000	583	502	652	502	25,900	26,000	841	705	914	705
14,000						20,000						26,000					
14,000	14,100	356	314	399	314	20,000	20,100	587	506	657	506	26,000	26,100	845	709	919	709
14,100	14,200	359	317	403	317	20,100	20,200	591	509	661	509	26,100	26,200	849	713	924	713
14,200	14,300	363	320	407	320	20,200	20,300	596	512	665	512	26,200	26,300	854	718	928	718
14,300	14,400	366	323	412	323	20,300	20,400	600	515	670	515	26,300	26,400	858	722	933	722
14,400	14,500	369	326	416	326	20,400	20,500	604	518	674	518	26,400	26,500	862	726	938	726
14,500	14,600	372	330	420	330	20,500	20,600	609	522	678	522	26,500	26,600	867	731	942	731
14,600	14,700	375	333	424	333	20,600	20,700	613	525	682	525	26,600	26,700	871	735	947	735
14,700	14,800	379	336	429	336	20,700	20,800	617	528	687	528	26,700	26,800	875	739	952	739
14,800	14,900	382	339	433	339	20,800	20,900	622	531	691	531	26,800	26,900	880	744	956	744
14,900	15,000	385	342	437	342	20,900	21,000	626	534	695	534	26,900	27,000	884	748	961	748
15,000						21,000						27,000					
15,000	15,100	388	346	442	346	21,000	21,100	630	538	700	538	27,000	27,100	888	752	966	752
15,100	15,200	391	349	446	349	21,100	21,200	634	541	704	541	27,100	27,200	892	756	971	756
15,200	15,300	395	352	450	352	21,200	21,300	639	544	708	544	27,200	27,300	897	761	975	761
15,300	15,400	398	355	455	355	21,300	21,400	643	547	713	547	27,300	27,400	901	765	980	765
15,400	15,500	401	358	459	358	21,400	21,500	647	550	717	550	27,400	27,500	905	769	985	769
15,500	15,600	404	362	463	362	21,500	21,600	652	554	721	554	27,500	27,600	910	774	989	774
15,600	15,700	407	365	467	365	21,600	21,700	656	557	725	557	27,600	27,700	914	778	994	778
15,700	15,800	411	368	472	368	21,700	21,800	660	560	730	560	27,700	27,800	918	782	999	782
15,800	15,900	414	371	476	371	21,800	21,900	665	563	734	563	27,800	27,900	923	787	1,003	787
15,900	16,000	417	374	480	374	21,900	22,000	669	566	738	566	27,900	28,000	927	791	1,008	791
16,000						22,000						28,000					
16,000	16,100	420	378	485	378	22,000	22,100	673	570	743	570	28,000	28,100	931	795	1,013	795
16,100	16,200	423	381	489	381	22,100	22,200	677	573	747	573	28,100	28,200	935	799	1,018	799
16,200	16,300	427	384	493	384	22,200	22,300	682	576	751	576	28,200	28,300	940	804	1,022	804
16,300	16,400	430	387	498	387	22,300	22,400	686	579	756	579	28,300	28,400	944	808	1,027	808
16,400	16,500	433	390	502	390	22,400	22,500	690	582	760	582	28,400	28,500	948	812	1,032	812
16,500	16,600	437	394	506	394	22,500	22,600	695	586	764	586	28,500	28,600	953	817	1,036	817
16,600	16,700	441	397	510	397	22,600	22,700	699	589	768	589	28,600	28,700	957	821	1,041	821
16,700	16,800	445	400	515	400	22,700	22,800	703	592	773	592	28,700	28,800	961	825	1,046	825
16,800	16,900	450	403	519	403	22,800	22,900	708	595	777	595	28,800	28,900	966	830	1,050	830
16,900	17,000	454	406	523	406	22,900	23,000	712	598	781	598	28,900	29,000	970	834	1,055	834
17,000						23,000						29,000					
17,000	17,100	458	410	528	410	23,000	23,100	716	602	786	602	29,000	29,100	974	838	1,060	838
17,100	17,200	462	413	532	413	23,100	23,200	720	605	790	605	29,100	29,200	978	842	1,065	842
17,200	17,300	467	416	536	416	23,200	23,300	725	608	794	608	29,200	29,300	983	847	1,069	847
17,300	17,400	471	419	541	419	23,300	23,400	729	611	799	611	29,300	29,400	987	851	1,074	851
17,400	17,500	475	422	545	422	23,400	23,500	733	614	803	614	29,400	29,500	991	855	1,079	855
17,500	17,600	480	426	549	426	23,500	23,600	738	618	807	618	29,500	29,600	996	860	1,083	860
17,600	17,700	484	429	553	429	23,600	23,700	742	621	811	621	29,600	29,700	1,000	864	1,088	864
17,700	17,800	488	432	558	432	23,700	23,800	746	624	816	624	29,700	29,800	1,004	868	1,093	868
17,800	17,900	493	435	562	435	23,800	23,900	751	627	820	627	29,800	29,900	1,009	873	1,097	873
17,900	18,000	497	438	566	438	23,900	24,000	755	630	824	630	29,900	30,000	1,013	877	1,102	877

* This column must also be used by surviving spouse

If line 17 of Form PIT-1 (Taxable Income) is:		And you are:				If line 17 of Form PIT-1 (Taxable Income) is:		And you are:				If line 17 of Form PIT-1 (Taxable Income) is:		And you are:			
More Than	But Not Over	Single	Married Filing Jointly*	Married Filing Separately	Head of Household	More Than	But Not Over	Single	Married Filing Jointly*	Married Filing Separately	Head of Household	More Than	But Not Over	Single	Married Filing Jointly*	Married Filing Separately	Head of Household
Your tax is:						Your tax is:						Your tax is:					
30,000						36,000						42,000					
30,000	30,100	1,017	881	1,107	881	36,000	36,100	1,285	1,139	1,389	1,139	42,000	42,100	1,567	1,397	1,671	1,397
30,100	30,200	1,021	885	1,112	885	36,100	36,200	1,290	1,143	1,394	1,143	42,100	42,200	1,572	1,401	1,676	1,401
30,200	30,300	1,026	890	1,116	890	36,200	36,300	1,295	1,148	1,398	1,148	42,200	42,300	1,577	1,406	1,680	1,406
30,300	30,400	1,030	894	1,121	894	36,300	36,400	1,299	1,152	1,403	1,152	42,300	42,400	1,581	1,410	1,685	1,410
30,400	30,500	1,034	898	1,126	898	36,400	36,500	1,304	1,156	1,408	1,156	42,400	42,500	1,586	1,414	1,690	1,414
30,500	30,600	1,039	903	1,130	903	36,500	36,600	1,309	1,161	1,412	1,161	42,500	42,600	1,591	1,419	1,694	1,419
30,600	30,700	1,043	907	1,135	907	36,600	36,700	1,314	1,165	1,417	1,165	42,600	42,700	1,596	1,423	1,699	1,423
30,700	30,800	1,047	911	1,140	911	36,700	36,800	1,318	1,169	1,422	1,169	42,700	42,800	1,600	1,427	1,704	1,427
30,800	30,900	1,052	916	1,144	916	36,800	36,900	1,323	1,174	1,426	1,174	42,800	42,900	1,605	1,432	1,708	1,432
30,900	31,000	1,056	920	1,149	920	36,900	37,000	1,328	1,178	1,431	1,178	42,900	43,000	1,610	1,436	1,713	1,436
31,000						37,000						43,000					
31,000	31,100	1,060	924	1,154	924	37,000	37,100	1,332	1,182	1,436	1,182	43,000	43,100	1,614	1,440	1,718	1,440
31,100	31,200	1,064	928	1,159	928	37,100	37,200	1,337	1,186	1,441	1,186	43,100	43,200	1,619	1,444	1,723	1,444
31,200	31,300	1,069	933	1,163	933	37,200	37,300	1,342	1,191	1,445	1,191	43,200	43,300	1,624	1,449	1,727	1,449
31,300	31,400	1,073	937	1,168	937	37,300	37,400	1,346	1,195	1,450	1,195	43,300	43,400	1,628	1,453	1,732	1,453
31,400	31,500	1,077	941	1,173	941	37,400	37,500	1,351	1,199	1,455	1,199	43,400	43,500	1,633	1,457	1,737	1,457
31,500	31,600	1,082	946	1,177	946	37,500	37,600	1,356	1,204	1,459	1,204	43,500	43,600	1,638	1,462	1,741	1,462
31,600	31,700	1,086	950	1,182	950	37,600	37,700	1,361	1,208	1,464	1,208	43,600	43,700	1,643	1,466	1,746	1,466
31,700	31,800	1,090	954	1,187	954	37,700	37,800	1,365	1,212	1,469	1,212	43,700	43,800	1,647	1,470	1,751	1,470
31,800	31,900	1,095	959	1,191	959	37,800	37,900	1,370	1,217	1,473	1,217	43,800	43,900	1,652	1,475	1,755	1,475
31,900	32,000	1,099	963	1,196	963	37,900	38,000	1,375	1,221	1,478	1,221	43,900	44,000	1,657	1,479	1,760	1,479
32,000						38,000						44,000					
32,000	32,100	1,103	967	1,201	967	38,000	38,100	1,379	1,225	1,483	1,225	44,000	44,100	1,661	1,483	1,765	1,483
32,100	32,200	1,107	971	1,206	971	38,100	38,200	1,384	1,229	1,488	1,229	44,100	44,200	1,666	1,487	1,770	1,487
32,200	32,300	1,112	976	1,210	976	38,200	38,300	1,389	1,234	1,492	1,234	44,200	44,300	1,671	1,492	1,774	1,492
32,300	32,400	1,116	980	1,215	980	38,300	38,400	1,393	1,238	1,497	1,238	44,300	44,400	1,675	1,496	1,779	1,496
32,400	32,500	1,120	984	1,220	984	38,400	38,500	1,398	1,242	1,502	1,242	44,400	44,500	1,680	1,500	1,784	1,500
32,500	32,600	1,125	989	1,224	989	38,500	38,600	1,403	1,247	1,506	1,247	44,500	44,600	1,685	1,505	1,788	1,505
32,600	32,700	1,129	993	1,229	993	38,600	38,700	1,408	1,251	1,511	1,251	44,600	44,700	1,690	1,509	1,793	1,509
32,700	32,800	1,133	997	1,234	997	38,700	38,800	1,412	1,255	1,516	1,255	44,700	44,800	1,694	1,513	1,798	1,513
32,800	32,900	1,138	1,002	1,238	1,002	38,800	38,900	1,417	1,260	1,520	1,260	44,800	44,900	1,699	1,518	1,802	1,518
32,900	33,000	1,142	1,006	1,243	1,006	38,900	39,000	1,422	1,264	1,525	1,264	44,900	45,000	1,704	1,522	1,807	1,522
33,000						39,000						45,000					
33,000	33,100	1,146	1,010	1,248	1,010	39,000	39,100	1,426	1,268	1,530	1,268	45,000	45,100	1,708	1,526	1,812	1,526
33,100	33,200	1,150	1,014	1,253	1,014	39,100	39,200	1,431	1,272	1,535	1,272	45,100	45,200	1,713	1,530	1,817	1,530
33,200	33,300	1,155	1,019	1,257	1,019	39,200	39,300	1,436	1,277	1,539	1,277	45,200	45,300	1,718	1,535	1,821	1,535
33,300	33,400	1,159	1,023	1,262	1,023	39,300	39,400	1,440	1,281	1,544	1,281	45,300	45,400	1,722	1,539	1,826	1,539
33,400	33,500	1,163	1,027	1,267	1,027	39,400	39,500	1,445	1,285	1,549	1,285	45,400	45,500	1,727	1,543	1,831	1,543
33,500	33,600	1,168	1,032	1,271	1,032	39,500	39,600	1,450	1,290	1,553	1,290	45,500	45,600	1,732	1,548	1,835	1,548
33,600	33,700	1,173	1,036	1,276	1,036	39,600	39,700	1,455	1,294	1,558	1,294	45,600	45,700	1,737	1,552	1,840	1,552
33,700	33,800	1,177	1,040	1,281	1,040	39,700	39,800	1,459	1,298	1,563	1,298	45,700	45,800	1,741	1,556	1,845	1,556
33,800	33,900	1,182	1,045	1,285	1,045	39,800	39,900	1,464	1,303	1,567	1,303	45,800	45,900	1,746	1,561	1,849	1,561
33,900	34,000	1,187	1,049	1,290	1,049	39,900	40,000	1,469	1,307	1,572	1,307	45,900	46,000	1,751	1,565	1,854	1,565
34,000						40,000						46,000					
34,000	34,100	1,191	1,053	1,295	1,053	40,000	40,100	1,473	1,311	1,577	1,311	46,000	46,100	1,755	1,569	1,859	1,569
34,100	34,200	1,196	1,057	1,300	1,057	40,100	40,200	1,478	1,315	1,582	1,315	46,100	46,200	1,760	1,573	1,864	1,573
34,200	34,300	1,201	1,062	1,304	1,062	40,200	40,300	1,483	1,320	1,586	1,320	46,200	46,300	1,765	1,578	1,868	1,578
34,300	34,400	1,205	1,066	1,309	1,066	40,300	40,400	1,487	1,324	1,591	1,324	46,300	46,400	1,769	1,582	1,873	1,582
34,400	34,500	1,210	1,070	1,314	1,070	40,400	40,500	1,492	1,328	1,596	1,328	46,400	46,500	1,774	1,586	1,878	1,586
34,500	34,600	1,215	1,075	1,318	1,075	40,500	40,600	1,497	1,333	1,600	1,333	46,500	46,600	1,779	1,591	1,882	1,591
34,600	34,700	1,220	1,079	1,323	1,079	40,600	40,700	1,502	1,337	1,605	1,337	46,600	46,700	1,784	1,595	1,887	1,595
34,700	34,800	1,224	1,083	1,328	1,083	40,700	40,800	1,506	1,341	1,610	1,341	46,700	46,800	1,788	1,599	1,892	1,599
34,800	34,900	1,229	1,088	1,332	1,088	40,800	40,900	1,511	1,346	1,614	1,346	46,800	46,900	1,793	1,604	1,896	1,604
34,900	35,000	1,234	1,092	1,337	1,092	40,900	41,000	1,516	1,350	1,619	1,350	46,900	47,000	1,798	1,608	1,901	1,608
35,000						41,000						47,000					
35,000	35,100	1,238	1,096	1,342	1,096	41,000	41,100	1,520	1,354	1,624	1,354	47,000	47,100	1,802	1,612	1,906	1,612
35,100	35,200	1,243	1,100	1,347	1,100	41,100	41,200	1,525	1,358	1,629	1,358	47,100	47,200	1,807	1,616	1,911	1,616
35,200	35,300	1,248	1,105	1,351	1,105	41,200	41,300	1,530	1,363	1,633	1,363	47,200	47,300	1,812	1,621	1,915	1,621
35,300	35,400	1,252															

If line 17 of Form PIT-1 (Taxable Income) is:		And you are:				If line 17 of Form PIT-1 (Taxable Income) is:		And you are:				If line 17 of Form PIT-1 (Taxable Income) is:		And you are:			
More Than	But Not Over	Single	Married Filing Jointly*	Married Filing Separately	Head of Household	More Than	But Not Over	Single	Married Filing Jointly*	Married Filing Separately	Head of Household	More Than	But Not Over	Single	Married Filing Jointly*	Married Filing Separately	Head of Household
Your tax is:						Your tax is:						Your tax is:					
48,000						54,000						60,000					
48,000	48,100	1,849	1,655	1,953	1,655	54,000	54,100	2,131	1,929	2,243	1,929	60,000	60,100	2,413	2,211	2,537	2,211
48,100	48,200	1,854	1,659	1,958	1,659	54,100	54,200	2,136	1,934	2,248	1,934	60,100	60,200	2,418	2,216	2,542	2,216
48,200	48,300	1,859	1,664	1,962	1,664	54,200	54,300	2,141	1,939	2,253	1,939	60,200	60,300	2,423	2,221	2,547	2,221
48,300	48,400	1,863	1,668	1,967	1,668	54,300	54,400	2,145	1,943	2,258	1,943	60,300	60,400	2,427	2,225	2,552	2,225
48,400	48,500	1,868	1,672	1,972	1,672	54,400	54,500	2,150	1,948	2,263	1,948	60,400	60,500	2,432	2,230	2,557	2,230
48,500	48,600	1,873	1,677	1,976	1,677	54,500	54,600	2,155	1,953	2,267	1,953	60,500	60,600	2,437	2,235	2,561	2,235
48,600	48,700	1,878	1,681	1,981	1,681	54,600	54,700	2,160	1,958	2,272	1,958	60,600	60,700	2,442	2,240	2,566	2,240
48,700	48,800	1,882	1,685	1,986	1,685	54,700	54,800	2,164	1,962	2,277	1,962	60,700	60,800	2,446	2,244	2,571	2,244
48,800	48,900	1,887	1,690	1,990	1,690	54,800	54,900	2,169	1,967	2,282	1,967	60,800	60,900	2,451	2,249	2,576	2,249
48,900	49,000	1,892	1,694	1,995	1,694	54,900	55,000	2,174	1,972	2,287	1,972	60,900	61,000	2,456	2,254	2,581	2,254
49,000						55,000						61,000					
49,000	49,100	1,896	1,698	2,000	1,698	55,000	55,100	2,178	1,976	2,292	1,976	61,000	61,100	2,460	2,258	2,586	2,258
49,100	49,200	1,901	1,702	2,005	1,702	55,100	55,200	2,183	1,981	2,297	1,981	61,100	61,200	2,465	2,263	2,591	2,263
49,200	49,300	1,906	1,707	2,009	1,707	55,200	55,300	2,188	1,986	2,302	1,986	61,200	61,300	2,470	2,268	2,596	2,268
49,300	49,400	1,910	1,711	2,014	1,711	55,300	55,400	2,192	1,990	2,307	1,990	61,300	61,400	2,474	2,272	2,601	2,272
49,400	49,500	1,915	1,715	2,019	1,715	55,400	55,500	2,197	1,995	2,312	1,995	61,400	61,500	2,479	2,277	2,606	2,277
49,500	49,600	1,920	1,720	2,023	1,720	55,500	55,600	2,202	2,000	2,316	2,000	61,500	61,600	2,484	2,282	2,610	2,282
49,600	49,700	1,925	1,724	2,028	1,724	55,600	55,700	2,207	2,005	2,321	2,005	61,600	61,700	2,489	2,287	2,615	2,287
49,700	49,800	1,929	1,728	2,033	1,728	55,700	55,800	2,211	2,009	2,326	2,009	61,700	61,800	2,493	2,291	2,620	2,291
49,800	49,900	1,934	1,733	2,037	1,733	55,800	55,900	2,216	2,014	2,331	2,014	61,800	61,900	2,498	2,296	2,625	2,296
49,900	50,000	1,939	1,737	2,042	1,737	55,900	56,000	2,221	2,019	2,336	2,019	61,900	62,000	2,503	2,301	2,630	2,301
50,000						56,000						62,000					
50,000	50,100	1,943	1,741	2,047	1,741	56,000	56,100	2,225	2,023	2,341	2,023	62,000	62,100	2,507	2,305	2,635	2,305
50,100	50,200	1,948	1,746	2,052	1,746	56,100	56,200	2,230	2,028	2,346	2,028	62,100	62,200	2,512	2,310	2,640	2,310
50,200	50,300	1,953	1,751	2,057	1,751	56,200	56,300	2,235	2,033	2,351	2,033	62,200	62,300	2,517	2,315	2,645	2,315
50,300	50,400	1,957	1,755	2,062	1,755	56,300	56,400	2,239	2,037	2,356	2,037	62,300	62,400	2,521	2,319	2,650	2,319
50,400	50,500	1,962	1,760	2,067	1,760	56,400	56,500	2,244	2,042	2,361	2,042	62,400	62,500	2,526	2,324	2,655	2,324
50,500	50,600	1,967	1,765	2,071	1,765	56,500	56,600	2,249	2,047	2,365	2,047	62,500	62,600	2,531	2,329	2,659	2,329
50,600	50,700	1,972	1,770	2,076	1,770	56,600	56,700	2,254	2,052	2,370	2,052	62,600	62,700	2,536	2,334	2,664	2,334
50,700	50,800	1,976	1,774	2,081	1,774	56,700	56,800	2,258	2,056	2,375	2,056	62,700	62,800	2,540	2,338	2,669	2,338
50,800	50,900	1,981	1,779	2,086	1,779	56,800	56,900	2,263	2,061	2,380	2,061	62,800	62,900	2,545	2,343	2,674	2,343
50,900	51,000	1,986	1,784	2,091	1,784	56,900	57,000	2,268	2,066	2,385	2,066	62,900	63,000	2,550	2,348	2,679	2,348
51,000						57,000						63,000					
51,000	51,100	1,990	1,788	2,096	1,788	57,000	57,100	2,272	2,070	2,390	2,070	63,000	63,100	2,554	2,352	2,684	2,352
51,100	51,200	1,995	1,793	2,101	1,793	57,100	57,200	2,277	2,075	2,395	2,075	63,100	63,200	2,559	2,357	2,689	2,357
51,200	51,300	2,000	1,798	2,106	1,798	57,200	57,300	2,282	2,080	2,400	2,080	63,200	63,300	2,564	2,362	2,694	2,362
51,300	51,400	2,004	1,802	2,111	1,802	57,300	57,400	2,286	2,084	2,405	2,084	63,300	63,400	2,568	2,366	2,699	2,366
51,400	51,500	2,009	1,807	2,116	1,807	57,400	57,500	2,291	2,089	2,410	2,089	63,400	63,500	2,573	2,371	2,704	2,371
51,500	51,600	2,014	1,812	2,120	1,812	57,500	57,600	2,296	2,094	2,414	2,094	63,500	63,600	2,578	2,376	2,708	2,376
51,600	51,700	2,019	1,817	2,125	1,817	57,600	57,700	2,301	2,099	2,419	2,099	63,600	63,700	2,583	2,381	2,713	2,381
51,700	51,800	2,023	1,821	2,130	1,821	57,700	57,800	2,305	2,103	2,424	2,103	63,700	63,800	2,587	2,385	2,718	2,385
51,800	51,900	2,028	1,826	2,135	1,826	57,800	57,900	2,310	2,108	2,429	2,108	63,800	63,900	2,592	2,390	2,723	2,390
51,900	52,000	2,033	1,831	2,140	1,831	57,900	58,000	2,315	2,113	2,434	2,113	63,900	64,000	2,597	2,395	2,728	2,395
52,000						58,000						64,000					
52,000	52,100	2,037	1,835	2,145	1,835	58,000	58,100	2,319	2,117	2,439	2,117	64,000	64,100	2,601	2,399	2,733	2,399
52,100	52,200	2,042	1,840	2,150	1,840	58,100	58,200	2,324	2,122	2,444	2,122	64,100	64,200	2,606	2,404	2,738	2,404
52,200	52,300	2,047	1,845	2,155	1,845	58,200	58,300	2,329	2,127	2,449	2,127	64,200	64,300	2,611	2,409	2,743	2,409
52,300	52,400	2,051	1,849	2,160	1,849	58,300	58,400	2,333	2,131	2,454	2,131	64,300	64,400	2,615	2,413	2,748	2,413
52,400	52,500	2,056	1,854	2,165	1,854	58,400	58,500	2,338	2,136	2,459	2,136	64,400	64,500	2,620	2,418	2,753	2,418
52,500	52,600	2,061	1,859	2,169	1,859	58,500	58,600	2,343	2,141	2,463	2,141	64,500	64,600	2,625	2,423	2,757	2,423
52,600	52,700	2,066	1,864	2,174	1,864	58,600	58,700	2,348	2,146	2,468	2,146	64,600	64,700	2,630	2,428	2,762	2,428
52,700	52,800	2,070	1,868	2,179	1,868	58,700	58,800	2,352	2,150	2,473	2,150	64,700	64,800	2,634	2,432	2,767	2,432
52,800	52,900	2,075	1,873	2,184	1,873	58,800	58,900	2,357	2,155	2,478	2,155	64,800	64,900	2,639	2,437	2,772	2,437
52,900	53,000	2,080	1,878	2,189	1,878	58,900	59,000	2,362	2,160	2,483	2,160	64,900	65,000	2,644	2,442	2,777	2,442
53,000						59,000						65,000					
53,000	53,100	2,084	1,882	2,194	1,882	59,000	59,100	2,366	2,164	2,488	2,164	65,000	65,100	2,648	2,446	2,782	2,446
53,100	53,200	2,089	1,887	2,199	1,887	59,100	59,200	2,371	2,169	2,493	2,169	65,100	65,200	2,653	2,451	2,787	2,451
53,200	53,300	2,094	1,892	2,204													

If line 17 of Form PIT-1 (Taxable Income) is:		And you are:				If line 17 of Form PIT-1 (Taxable Income) is:		And you are:				If line 17 of Form PIT-1 (Taxable Income) is:		And you are:			
More Than	But Not Over	Single	Married Filing Jointly*	Married Filing Separately	Head of Household	More Than	But Not Over	Single	Married Filing Jointly*	Married Filing Separately	Head of Household	More Than	But Not Over	Single	Married Filing Jointly*	Married Filing Separately	Head of Household
Your tax is:						Your tax is:						Your tax is:					
66,000						72,000						78,000					
66,000	66,100	2,695	2,493	2,831	2,493	72,000	72,100	2,988	2,775	3,125	2,775	78,000	78,100	3,282	3,057	3,419	3,057
66,100	66,200	2,700	2,498	2,836	2,498	72,100	72,200	2,993	2,780	3,130	2,780	78,100	78,200	3,287	3,062	3,424	3,062
66,200	66,300	2,705	2,503	2,841	2,503	72,200	72,300	2,998	2,785	3,135	2,785	78,200	78,300	3,292	3,067	3,429	3,067
66,300	66,400	2,709	2,507	2,846	2,507	72,300	72,400	3,003	2,789	3,140	2,789	78,300	78,400	3,297	3,071	3,434	3,071
66,400	66,500	2,714	2,512	2,851	2,512	72,400	72,500	3,008	2,794	3,145	2,794	78,400	78,500	3,302	3,076	3,439	3,076
66,500	66,600	2,719	2,517	2,855	2,517	72,500	72,600	3,013	2,799	3,149	2,799	78,500	78,600	3,307	3,081	3,443	3,081
66,600	66,700	2,724	2,522	2,860	2,522	72,600	72,700	3,018	2,804	3,154	2,804	78,600	78,700	3,312	3,086	3,448	3,086
66,700	66,800	2,729	2,526	2,865	2,526	72,700	72,800	3,023	2,808	3,159	2,808	78,700	78,800	3,317	3,090	3,453	3,090
66,800	66,900	2,734	2,531	2,870	2,531	72,800	72,900	3,028	2,813	3,164	2,813	78,800	78,900	3,322	3,095	3,458	3,095
66,900	67,000	2,739	2,536	2,875	2,536	72,900	73,000	3,033	2,818	3,169	2,818	78,900	79,000	3,327	3,100	3,463	3,100
67,000						73,000						79,000					
67,000	67,100	2,743	2,540	2,880	2,540	73,000	73,100	3,037	2,822	3,174	2,822	79,000	79,100	3,331	3,104	3,468	3,104
67,100	67,200	2,748	2,545	2,885	2,545	73,100	73,200	3,042	2,827	3,179	2,827	79,100	79,200	3,336	3,109	3,473	3,109
67,200	67,300	2,753	2,550	2,890	2,550	73,200	73,300	3,047	2,832	3,184	2,832	79,200	79,300	3,341	3,114	3,478	3,114
67,300	67,400	2,758	2,554	2,895	2,554	73,300	73,400	3,052	2,836	3,189	2,836	79,300	79,400	3,346	3,118	3,483	3,118
67,400	67,500	2,763	2,559	2,900	2,559	73,400	73,500	3,057	2,841	3,194	2,841	79,400	79,500	3,351	3,123	3,488	3,123
67,500	67,600	2,768	2,564	2,904	2,564	73,500	73,600	3,062	2,846	3,198	2,846	79,500	79,600	3,356	3,128	3,492	3,128
67,600	67,700	2,773	2,569	2,909	2,569	73,600	73,700	3,067	2,851	3,203	2,851	79,600	79,700	3,361	3,133	3,497	3,133
67,700	67,800	2,778	2,573	2,914	2,573	73,700	73,800	3,072	2,855	3,208	2,855	79,700	79,800	3,366	3,137	3,502	3,137
67,800	67,900	2,783	2,578	2,919	2,578	73,800	73,900	3,077	2,860	3,213	2,860	79,800	79,900	3,371	3,142	3,507	3,142
67,900	68,000	2,788	2,583	2,924	2,583	73,900	74,000	3,082	2,865	3,218	2,865	79,900	80,000	3,376	3,147	3,512	3,147
68,000						74,000						80,000					
68,000	68,100	2,792	2,587	2,929	2,587	74,000	74,100	3,086	2,869	3,223	2,869	80,000	80,100	3,380	3,151	3,517	3,151
68,100	68,200	2,797	2,592	2,934	2,592	74,100	74,200	3,091	2,874	3,228	2,874	80,100	80,200	3,385	3,156	3,522	3,156
68,200	68,300	2,802	2,597	2,939	2,597	74,200	74,300	3,096	2,879	3,233	2,879	80,200	80,300	3,390	3,161	3,527	3,161
68,300	68,400	2,807	2,601	2,944	2,601	74,300	74,400	3,101	2,883	3,238	2,883	80,300	80,400	3,395	3,165	3,532	3,165
68,400	68,500	2,812	2,606	2,949	2,606	74,400	74,500	3,106	2,888	3,243	2,888	80,400	80,500	3,400	3,170	3,537	3,170
68,500	68,600	2,817	2,611	2,953	2,611	74,500	74,600	3,111	2,893	3,247	2,893	80,500	80,600	3,405	3,175	3,541	3,175
68,600	68,700	2,822	2,616	2,958	2,616	74,600	74,700	3,116	2,898	3,252	2,898	80,600	80,700	3,410	3,180	3,546	3,180
68,700	68,800	2,827	2,620	2,963	2,620	74,700	74,800	3,121	2,902	3,257	2,902	80,700	80,800	3,415	3,184	3,551	3,184
68,800	68,900	2,832	2,625	2,968	2,625	74,800	74,900	3,126	2,907	3,262	2,907	80,800	80,900	3,420	3,189	3,556	3,189
68,900	69,000	2,837	2,630	2,973	2,630	74,900	75,000	3,131	2,912	3,267	2,912	80,900	81,000	3,425	3,194	3,561	3,194
69,000						75,000						81,000					
69,000	69,100	2,841	2,634	2,978	2,634	75,000	75,100	3,135	2,916	3,272	2,916	81,000	81,100	3,429	3,198	3,566	3,198
69,100	69,200	2,846	2,639	2,983	2,639	75,100	75,200	3,140	2,921	3,277	2,921	81,100	81,200	3,434	3,203	3,571	3,203
69,200	69,300	2,851	2,644	2,988	2,644	75,200	75,300	3,145	2,926	3,282	2,926	81,200	81,300	3,439	3,208	3,576	3,208
69,300	69,400	2,856	2,648	2,993	2,648	75,300	75,400	3,150	2,930	3,287	2,930	81,300	81,400	3,444	3,212	3,581	3,212
69,400	69,500	2,861	2,653	2,998	2,653	75,400	75,500	3,155	2,935	3,292	2,935	81,400	81,500	3,449	3,217	3,586	3,217
69,500	69,600	2,866	2,658	3,002	2,658	75,500	75,600	3,160	2,940	3,296	2,940	81,500	81,600	3,454	3,222	3,590	3,222
69,600	69,700	2,871	2,663	3,007	2,663	75,600	75,700	3,165	2,945	3,301	2,945	81,600	81,700	3,459	3,227	3,595	3,227
69,700	69,800	2,876	2,667	3,012	2,667	75,700	75,800	3,170	2,949	3,306	2,949	81,700	81,800	3,464	3,231	3,600	3,231
69,800	69,900	2,881	2,672	3,017	2,672	75,800	75,900	3,175	2,954	3,311	2,954	81,800	81,900	3,469	3,236	3,605	3,236
69,900	70,000	2,886	2,677	3,022	2,677	75,900	76,000	3,180	2,959	3,316	2,959	81,900	82,000	3,474	3,241	3,610	3,241
70,000						76,000						82,000					
70,000	70,100	2,890	2,681	3,027	2,681	76,000	76,100	3,184	2,963	3,321	2,963	82,000	82,100	3,478	3,245	3,615	3,245
70,100	70,200	2,895	2,686	3,032	2,686	76,100	76,200	3,189	2,968	3,326	2,968	82,100	82,200	3,483	3,250	3,620	3,250
70,200	70,300	2,900	2,691	3,037	2,691	76,200	76,300	3,194	2,973	3,331	2,973	82,200	82,300	3,488	3,255	3,625	3,255
70,300	70,400	2,905	2,695	3,042	2,695	76,300	76,400	3,199	2,977	3,336	2,977	82,300	82,400	3,493	3,259	3,630	3,259
70,400	70,500	2,910	2,700	3,047	2,700	76,400	76,500	3,204	2,982	3,341	2,982	82,400	82,500	3,498	3,264	3,635	3,264
70,500	70,600	2,915	2,705	3,051	2,705	76,500	76,600	3,209	2,987	3,345	2,987	82,500	82,600	3,503	3,269	3,639	3,269
70,600	70,700	2,920	2,710	3,056	2,710	76,600	76,700	3,214	2,992	3,350	2,992	82,600	82,700	3,508	3,274	3,644	3,274
70,700	70,800	2,925	2,714	3,061	2,714	76,700	76,800	3,219	2,996	3,355	2,996	82,700	82,800	3,513	3,278	3,649	3,278
70,800	70,900	2,930	2,719	3,066	2,719	76,800	76,900	3,224	3,001	3,360	3,001	82,800	82,900	3,518	3,283	3,654	3,283
70,900	71,000	2,935	2,724	3,071	2,724	76,900	77,000	3,229	3,006	3,365	3,006	82,900	83,000	3,523	3,288	3,659	3,288
71,000						77,000						83,000					
71,000	71,100	2,939	2,728	3,076	2,728	77,000	77,100	3,233	3,010	3,370	3,010	83,000	83,100	3,527	3,292	3,664	3,292
71,100	71,200	2,944	2,733	3,081	2,733	77,100	77,200	3,238	3,015	3,375	3,015	83,100	83,200	3,532	3,297	3,669	3,297
71,200	71,300	2,949	2,738	3,086													

If line 17 of Form PIT-1 (Taxable Income) is:		And you are:				If line 17 of Form PIT-1 (Taxable Income) is:		And you are:				If line 17 of Form PIT-1 (Taxable Income) is:		And you are:			
More Than	But Not Over	Single	Married Filing Jointly*	Married Filing Separately	Head of Household	More Than	But Not Over	Single	Married Filing Jointly*	Married Filing Separately	Head of Household	More Than	But Not Over	Single	Married Filing Jointly*	Married Filing Separately	Head of Household
Your tax is:						Your tax is:						Your tax is:					
84,000						90,000						96,000					
84,000	84,100	3,576	3,339	3,713	3,339	90,000	90,100	3,870	3,621	4,007	3,621	96,000	96,100	4,164	3,903	4,301	3,903
84,100	84,200	3,581	3,344	3,718	3,344	90,100	90,200	3,875	3,626	4,012	3,626	96,100	96,200	4,169	3,908	4,306	3,908
84,200	84,300	3,586	3,349	3,723	3,349	90,200	90,300	3,880	3,631	4,017	3,631	96,200	96,300	4,174	3,913	4,311	3,913
84,300	84,400	3,591	3,353	3,728	3,353	90,300	90,400	3,885	3,635	4,022	3,635	96,300	96,400	4,179	3,917	4,316	3,917
84,400	84,500	3,596	3,358	3,733	3,358	90,400	90,500	3,890	3,640	4,027	3,640	96,400	96,500	4,184	3,922	4,321	3,922
84,500	84,600	3,601	3,363	3,737	3,363	90,500	90,600	3,895	3,645	4,031	3,645	96,500	96,600	4,189	3,927	4,325	3,927
84,600	84,700	3,606	3,368	3,742	3,368	90,600	90,700	3,900	3,650	4,036	3,650	96,600	96,700	4,194	3,932	4,330	3,932
84,700	84,800	3,611	3,372	3,747	3,372	90,700	90,800	3,905	3,654	4,041	3,654	96,700	96,800	4,199	3,936	4,335	3,936
84,800	84,900	3,616	3,377	3,752	3,377	90,800	90,900	3,910	3,659	4,046	3,659	96,800	96,900	4,204	3,941	4,340	3,941
84,900	85,000	3,621	3,382	3,757	3,382	90,900	91,000	3,915	3,664	4,051	3,664	96,900	97,000	4,209	3,946	4,345	3,946
85,000						91,000						97,000					
85,000	85,100	3,625	3,386	3,762	3,386	91,000	91,100	3,919	3,668	4,056	3,668	97,000	97,100	4,213	3,950	4,350	3,950
85,100	85,200	3,630	3,391	3,767	3,391	91,100	91,200	3,924	3,673	4,061	3,673	97,100	97,200	4,218	3,955	4,355	3,955
85,200	85,300	3,635	3,396	3,772	3,396	91,200	91,300	3,929	3,678	4,066	3,678	97,200	97,300	4,223	3,960	4,360	3,960
85,300	85,400	3,640	3,400	3,777	3,400	91,300	91,400	3,934	3,682	4,071	3,682	97,300	97,400	4,228	3,964	4,365	3,964
85,400	85,500	3,645	3,405	3,782	3,405	91,400	91,500	3,939	3,687	4,076	3,687	97,400	97,500	4,233	3,969	4,370	3,969
85,500	85,600	3,650	3,410	3,786	3,410	91,500	91,600	3,944	3,692	4,080	3,692	97,500	97,600	4,238	3,974	4,374	3,974
85,600	85,700	3,655	3,415	3,791	3,415	91,600	91,700	3,949	3,697	4,085	3,697	97,600	97,700	4,243	3,979	4,379	3,979
85,700	85,800	3,660	3,419	3,796	3,419	91,700	91,800	3,954	3,701	4,090	3,701	97,700	97,800	4,248	3,983	4,384	3,983
85,800	85,900	3,665	3,424	3,801	3,424	91,800	91,900	3,959	3,706	4,095	3,706	97,800	97,900	4,253	3,988	4,389	3,988
85,900	86,000	3,670	3,429	3,806	3,429	91,900	92,000	3,964	3,711	4,100	3,711	97,900	98,000	4,258	3,993	4,394	3,993
86,000						92,000						98,000					
86,000	86,100	3,674	3,433	3,811	3,433	92,000	92,100	3,968	3,715	4,105	3,715	98,000	98,100	4,262	3,997	4,399	3,997
86,100	86,200	3,679	3,438	3,816	3,438	92,100	92,200	3,973	3,720	4,110	3,720	98,100	98,200	4,267	4,002	4,404	4,002
86,200	86,300	3,684	3,443	3,821	3,443	92,200	92,300	3,978	3,725	4,115	3,725	98,200	98,300	4,272	4,007	4,409	4,007
86,300	86,400	3,689	3,447	3,826	3,447	92,300	92,400	3,983	3,729	4,120	3,729	98,300	98,400	4,277	4,011	4,414	4,011
86,400	86,500	3,694	3,452	3,831	3,452	92,400	92,500	3,988	3,734	4,125	3,734	98,400	98,500	4,282	4,016	4,419	4,016
86,500	86,600	3,699	3,457	3,835	3,457	92,500	92,600	3,993	3,739	4,129	3,739	98,500	98,600	4,287	4,021	4,423	4,021
86,600	86,700	3,704	3,462	3,840	3,462	92,600	92,700	3,998	3,744	4,134	3,744	98,600	98,700	4,292	4,026	4,428	4,026
86,700	86,800	3,709	3,466	3,845	3,466	92,700	92,800	4,003	3,748	4,139	3,748	98,700	98,800	4,297	4,030	4,433	4,030
86,800	86,900	3,714	3,471	3,850	3,471	92,800	92,900	4,008	3,753	4,144	3,753	98,800	98,900	4,302	4,035	4,438	4,035
86,900	87,000	3,719	3,476	3,855	3,476	92,900	93,000	4,013	3,758	4,149	3,758	98,900	99,000	4,307	4,040	4,443	4,040
87,000						93,000						99,000					
87,000	87,100	3,723	3,480	3,860	3,480	93,000	93,100	4,017	3,762	4,154	3,762	99,000	99,100	4,311	4,044	4,448	4,044
87,100	87,200	3,728	3,485	3,865	3,485	93,100	93,200	4,022	3,767	4,159	3,767	99,100	99,200	4,316	4,049	4,453	4,049
87,200	87,300	3,733	3,490	3,870	3,490	93,200	93,300	4,027	3,772	4,164	3,772	99,200	99,300	4,321	4,054	4,458	4,054
87,300	87,400	3,738	3,494	3,875	3,494	93,300	93,400	4,032	3,776	4,169	3,776	99,300	99,400	4,326	4,058	4,463	4,058
87,400	87,500	3,743	3,499	3,880	3,499	93,400	93,500	4,037	3,781	4,174	3,781	99,400	99,500	4,331	4,063	4,468	4,063
87,500	87,600	3,748	3,504	3,884	3,504	93,500	93,600	4,042	3,786	4,178	3,786	99,500	99,600	4,336	4,068	4,472	4,068
87,600	87,700	3,753	3,509	3,889	3,509	93,600	93,700	4,047	3,791	4,183	3,791	99,600	99,700	4,341	4,073	4,477	4,073
87,700	87,800	3,758	3,513	3,894	3,513	93,700	93,800	4,052	3,795	4,188	3,795	99,700	99,800	4,346	4,077	4,482	4,077
87,800	87,900	3,763	3,518	3,899	3,518	93,800	93,900	4,057	3,800	4,193	3,800	99,800	99,900	4,351	4,082	4,487	4,082
87,900	88,000	3,768	3,523	3,904	3,523	93,900	94,000	4,062	3,805	4,198	3,805	99,900	100,000	4,356	4,087	4,492	4,087
88,000						94,000						Continued on page T-7					
88,000	88,100	3,772	3,527	3,909	3,527	94,000	94,100	4,066	3,809	4,203	3,809						
88,100	88,200	3,777	3,532	3,914	3,532	94,100	94,200	4,071	3,814	4,208	3,814						
88,200	88,300	3,782	3,537	3,919	3,537	94,200	94,300	4,076	3,819	4,213	3,819						
88,300	88,400	3,787	3,541	3,924	3,541	94,300	94,400	4,081	3,823	4,218	3,823						
88,400	88,500	3,792	3,546	3,929	3,546	94,400	94,500	4,086	3,828	4,223	3,828						
88,500	88,600	3,797	3,551	3,933	3,551	94,500	94,600	4,091	3,833	4,227	3,833						
88,600	88,700	3,802	3,556	3,938	3,556	94,600	94,700	4,096	3,838	4,232	3,838						
88,700	88,800	3,807	3,560	3,943	3,560	94,700	94,800	4,101	3,842	4,237	3,842						
88,800	88,900	3,812	3,565	3,948	3,565	94,800	94,900	4,106	3,847	4,242	3,847						
88,900	89,000	3,817	3,570	3,953	3,570	94,900	95,000	4,111	3,852	4,247	3,852						
89,000						95,000											
89,000	89,100	3,821	3,574	3,958	3,574	95,000	95,100	4,115	3,856	4,252	3,856						
89,100	89,200	3,826	3,579	3,963	3,579	95,100	95,200	4,120	3,861	4,257	3,861						
89,200	89,300	3,831	3,584	3,968	3,584	95,200	95,300	4,125	3,866	4,262	3,866						
89,300	89,400	3,836	3,588	3,973	3,588	95,300	95,400	4,130	3,870	4,267	3,870						
89,400	89,500	3,841	3,593	3,978	3,593	95,400	95,500	4,135	3,875	4,272	3,875						
89,500	89,600	3,846	3,598	3,982	3,598	95,500	95,600	4,140	3,880	4,276	3,880						
89,600	89,700	3,851	3,603	3,987	3,603	95,600	95,700	4,145	3,885	4,281	3,885						
89,700	89,800	3,856	3,607	3,992	3,607	95,700	95,800	4,150	3,889	4,286	3,889						
89,800	89,900	3,861	3,612	3,997	3,612	95,800	95,900	4,155	3,894	4,291	3,894						
89,900	90,000	3,866	3,617	4,002	3,617	95,900	96,000	4,160	3,899	4,296	3,899						

If line 17 of Form PIT-1 (*Taxable Income*) is **over \$100,000** use the following table to compute your tax.

If you are:	and your taxable income is not over:	Your Tax is...	plus	of taxable income in excess of:
Single	\$210,000	\$4,356	4.9%	\$100,000
Married Filing Jointly	\$315,000	\$4,087	4.9%	\$100,000
Married Filing Separately	\$157,500	\$4,492	4.9%	\$100,000
Head of Household	\$315,000	\$4,087	4.9%	\$100,000
If you are:	and your taxable income is over:	Your Tax is...	plus	of taxable income in excess of:
Single	\$210,000	\$9,746	5.9%	\$210,000
Married Filing Jointly	\$315,000	\$14,622	5.9%	\$315,000
Married Filing Separately	\$157,500	\$7,310	5.9%	\$157,500
Head of Household	\$315,000	\$14,622	5.9%	\$315,000

Did you know you can file your Personal Income
Tax return on the New Mexico Taxation and Revenue
Department website for free?

It is fast, easy, and secure.

Just visit:

<https://tap.state.nm.us>

* This column must also be used by surviving spouse

INSTRUCTIONS FOR 2025 PIT-X NEW MEXICO PERSONAL INCOME TAX AMENDED RETURN

WHO MUST FILE AN AMENDED RETURN

If you filed your New Mexico personal income tax (PIT-1) return and you need to change at least one of the following, you must file a New Mexico PIT-X, an amended New Mexico personal income tax return:

- Your reported federal taxable income
- New Mexico taxable income, credits, or rebates
- New Mexico tax due

At the top right of PIT-X, page 2, next to **Reason for amending**, describe the reason you are amending your return.

When To Attach Amended Federal Return

If your New Mexico amended return shows changes as the result of filing an amended federal return, attach a copy of your federal amended forms and schedules.

NOTE: The law requires you to file an amended New Mexico return within 180 days of the date an adjustment to your federal return becomes final.

WHAT FORMS TO FILE

If you mail your return, use and submit only original, official state forms and schedules. Copies result in delays when processing your return.

The specific form to use varies, as described next.

2025 PIT-X

For a tax year beginning on or after January 1, 2025, but not after December 31, 2025, file your amended return on the 2025 PIT-X form.

2005 PIT-X to 2025 PIT-X

For tax years beginning on or after January 1, 2005, use the PIT-X form for the tax year you are amending. For example, if you are amending tax year 2018, use the 2018 PIT-X form.

2004 PIT-X and Earlier Years

For tax years beginning before January 1, 2005, file amended returns using the form for the appropriate tax year.

Fiscal Year Returns

If you are filing a fiscal year return, use the form for the calendar year when the fiscal period began.

Schedules

Along with your amended return, you must include all schedules that were previously filed with the original return.

For the 2025 return, attach all required 2025 Schedules PIT-S, PIT-ADJ, PIT-RC, PIT-B, PIT-D, PIT-CR, or PIT-CR Supplemental. These schedules are required if you show an amount in the 2025 PIT-X **AS AMENDED** column, even if the amount did not change from the schedule you submitted with your previously filed return.

W-2 and Related Forms

Unless you are amending your New Mexico return to change the amount of tax withheld, you do not need to file W-2 forms and similar income and withholding information returns. Some examples of similar forms with income and withholding information are 1099-MISC and RPD-41359.

COMPLETING FORM PIT-X

To complete the 2025 PIT-X return, you need your previously filed 2025 PIT-1 return and instructions.

AS PREVIOUSLY FILED Column

In this column, enter the same return figures you filed previously. If you filed multiple returns for the 2025 tax year, enter only the figures from your most recently filed return.

AS AMENDED Column

In this column, enter the amended return data through line 30. Complete the line items according to the instructions for the original 2025 PIT-1 return. Complete line 31 using the instructions described later, then continue by entering the amended return data in lines 32 to 34, and lines 36 to 42. Instructions for line 35 are also described later.

IMPORTANT: Complete all required and applicable fields and lines even if the information did not change from your previously filed return.

For example, if the amount on line 12, **Federal standard or itemized deduction amount**, was originally filed as \$15,000, and the amended return does not affect this amount, also enter \$15,000 in the **AS AMENDED** column, for line 12.

TOP OF PAGE 1

Lines 1a, 1b, 2a, and 2b

Make sure the name(s) as shown on driver's license or identification card and social security number(s) are correct and legible. If married filing jointly, match this PIT-X to your original return by listing first on the PIT-X the first person shown on your original return.

The next items are for the taxpayer and, if applicable, spouse.

IMPORTANT

Complete all applicable fields in the AS AMENDED column, even if the information did not change. Attach all schedules necessary to support your AS AMENDED figures.

Lines 1c and 2c

Mark if blind for federal income tax purposes.

Lines 1d and 2d

Mark if 65 years of age or older on the last day of the applicable tax year.

Lines 1e and 2e. Enter **R**, **N**, **F**, or **P** to show your residency status.

R = Resident

N = Non-Resident

F = First-Year Resident

P = Part-Year Resident

Lines 1f and 2f

Date of Birth

In 1f, and if applicable in 2f, enter date(s) of birth in **MM/DD/CCYY** format. For example, if your birthdate was on July 20, 1952, enter 07/20/1952.

Line 3a, 3b, 3c, and 3d

In **3b**, **3c**, and **3d** enter your current mailing address. If you moved or changed your address since your last filing, mark checkbox **3a**.

If you have a foreign address, enter the street address, city name and postal code in the appropriate line. Also complete the spaces for the foreign province and/or state and country. Follow the country's practice for entering the foreign postal code, the province or state, and country. Do not abbreviate the country name.

Line 4a, 4b, 4c, and 4d

If a taxpayer or spouse died before this return is filed, in section 4 complete line 4c or 4d to show the date of death. If a deceased taxpayer's refund must be made payable to a person/claimant other than the taxpayer or spouse named on this return, complete lines 4a and 4b.

Lines 5, 7, and 8

Unless the number of exemptions, dependents, other dependents or filing status has changed, complete lines 5, 7, and 8 the same as on the original return.

Line 6a and 6b

If you received an approved extension of time to file for the original filing, complete line 6a and 6b. In this case, enter the required extension information from your original return.

For example, you are a calendar year filer who received a federal automatic extension to October.

- You marked checkbox **6a** on your original return and showed October 15, 2026 as the extended due date in **6b**.
- Before you file your amended return, mark checkbox **6a** on the PIT-X and enter the extended due date of October 15, 2026 in **6b**.

NOTE: This is required on your PIT-X even if the extended due date does not affect your amended return.

TOP OF PAGE 2

Social Security Number

Enter your social security number in the box at the left.

Reason for amending.

Enter the reason you are amending your return. For example, **changes to my federal return** or a specific reason like **corrected 1098 received after filing**. If you also need to amend your federal return, attach a copy of your federal amended Form 1040-X.

Important: If additional space is needed, please attach a separate statement and indicate that a separate statement is attached in the space provided on page 2 of the return.

Final Determination Date

If you are amending due to a federal adjustment or audit you must enter in the final determination date on this line. Format MM/DD/CCYY.

Lines 12a, 18a, and 25a

In these lines, show the correct (the amended) information. There are no corresponding indicator boxes or entries for information filed previously.

Line 31 and Schedule containing S1, S1a, S2, S2a, and S3

Special instructions are needed to complete line 31, Form PIT-X. In column 1, enter the amount you reported on your previous return. Use the schedule at the bottom of PIT-X, page 2 to find the amount to enter in column 2. The result shown in line S3 of the schedule is the number you enter in line 31, **Other payments less any refunds**, in the **AS AMENDED** column.

Directions for completing the schedule follow next.

BOTTOM OF PAGE 2

S1. 2025 Other payments

List any 2025 payments you made before, or separate from, the submission of this amended return. Enter the date and amount of the payment. Do not include any estimated payments reported on line 30 of this form or payments carried forward from the prior year return reported on your 2025 PIT-X, line 30.

S1a. Sum of payments

On line S1a, enter the sum of **2025 Other Payments** listed in Section S1.

S2. 2025 Refunds received

List any refunds you received from a previously filed 2025 New Mexico PIT-1 return. If the Department paid interest on your refund, do not include the interest paid.

S2a. Sum of refunds

On line S2a, enter the sum of 2025 refunds listed in Section S2.

S3. Subtract line S2a from line S1a

Enter the subtraction result on line S3 of the schedule and on line 31, column 2 of the PIT-X return. If the result is a

negative number, enter the minus sign immediately to the left of the number.

If you need more space to complete the schedule, create another schedule formatted the same way and attach it to your PIT-X.

Line 35 Special method

Show the correct (the amended) information. There is no corresponding indicator box for information previously filed.

PAID PREPARER'S USE ONLY

Anyone you pay to prepare your return must sign it and fill in the blanks in this section of the return.

The preparer may sign it by hand or any other method of electronic signature acceptable to the Internal Revenue Service (IRS).

IMPORTANT: Paid preparers must sign your return.

Paid preparers are subject to certain requirements. For more information, see the PIT-1 instructions, "Interest And Penalties" on page PIT-1-16.

Sign and Date

If you are married and filing a joint amended return, both spouses must sign. Below the signature, the taxpayer and, if married filing joint, the spouse, is required to enter their state issued driver's license or state issued identification card number and a two digit state code identifying the state issuing the identification number. Also enter the expiration date of driver's license or state issued identification number.

These identification numbers will be used as an additional level of verification to help protect your personal information from identity theft and fraudulent returns. If you do not have this identity, write "NONE" in this field if the taxpayer and, if married filing joint, the spouse do not wish to provide a state issued driver's license or state issued identification card, write "DECLINED" in the spaces provided.

CHECK THE CHECKLIST

Before you submit your return, go through the *Checklist for the 2025 PIT-X Return* on the last page of these instructions to make sure your return is complete.

HOW TO FILE

You can file your PIT-X online or mail your paper return and any attachments.

Filing Online

You can file amended returns through Taxpayer Access Point (TAP) at <https://tap.state.nm.us>. The site lets you file the four most recent tax year returns. Log in and choose the correct tax year to amend. TAP processes your new return as an amendment.

Filing on Paper

After completing a paper PIT-X form, mail it with any attachments to the Taxation and Revenue Department (Department). For details, see *Mailing Your Return* later in these instructions.

METHODS OF PAYMENT

You can make an electronic payment online or mail your payment voucher with a check or money order to the Department.

PAYING ONLINE

You can pay your tax liability by electronic check (E-Check) at no charge through the Department's website. An E-Check authorizes the Department to debit your checking account in the amount and on the date you specify. Go to <https://tap.state.nm.us> to pay online. Under FOR INDIVIDUALS, click Make a Payment.

Credit Cards and Fees

You may also pay using a credit card for your online payment. A convenience fee is applied for using a credit card. The State of New Mexico uses this fee, calculated on the transaction amount, to pay charges from the credit card companies.

PAYING BY MAIL

You can pay your taxes by mail, but first you need a payment voucher.

Where To Get a Payment Voucher

You can get a PIT-PV, *Personal Income Tax Payment Voucher*, from your personal income tax packet, one of the Department's district offices, or your tax return preparation software.

You can also get payment vouchers from <https://www.tax.newmexico.gov/forms-publications/>. When you see the list of folders, click **Income Taxes**, click **Personal Income Tax (PIT) – Current Year, Personal Income Tax Return Forms**, and **PIT-PV Payment Voucher**.

Use Only Blue or Black Ink

Type or print all entries on the payment voucher in blue or black ink.

IMPORTANT: Do not use pencil to write on the payment voucher.

Do Not Copy the Payment Voucher

Because the Department uses high-speed scanners when processing payment vouchers, a quality form helps ensure accuracy. Do not photocopy the payment voucher.

Cut Only on the Dotted Line

Because scanners can read only one page size to process vouchers, it is important to cut only on the dotted line.

Avoid Size Changes When Printing

When printing a voucher from the Internet or a software product, prevent resizing by setting the printer's page scaling function to **none**. If your payment voucher has a scanline (a very long row of numbers) within the bottom 1 and 1/2 inch of the voucher, do not write in the area around the scanline.

Preparing Your Voucher and Your Payment

If you are mailing a payment with your return, follow the next steps:

1. Complete the PIT-PV, *Personal Income Tax Payment Voucher*.
2. On your check or money order, write:
 - Your social security number
 - 2025 PIT-X

MAKE AND KEEP COPIES

Before mailing your return, make copies of your return and attachments. Keep your copy in a special place you can remember.

MAILING YOUR RETURN

Mail refund returns and returns **without** a payment attached to: Taxation and Revenue Dept.

P.O. Box 25122

Santa Fe, NM 87504-5122

Mail returns **with** a payment and your voucher attached to:

Taxation and Revenue Dept.

P.O. Box 8390

Santa Fe, NM 87504-8390

Did you know you can file your Personal Income
Tax return on the New Mexico Taxation and Revenue
Department website for free?

It is fast, easy, and secure.

Just visit:

<https://tap.state.nm.us>

Checklist for the 2025 PIT-X Return

- ☐ Enter name(s) and social security number(s) in the same order as filed on the original return.
 - ☐ If you are changing the amount of tax withholding, attach W-2(s) or other income and withholding information return(s).*
 - ☐ If the line 11 or line 15 **AS AMENDED** column has an entry, attach Schedule PIT-ADJ.
 - ☐ If PIT-B was used to calculate the amended tax amount on line 18, attach Schedule PIT-B.
 - ☐ If the line 21 **AS AMENDED** column has an entry, attach Schedule PIT-CR.
 - ☐ If the line 24 **AS AMENDED** column has an entry, attach Schedule PIT-RC.
 - ☐ If the line 40 **AS AMENDED** column has an entry, attach Schedule PIT-D. You may not decrease or eliminate any amount of voluntary contribution made on the original or previously filed return.
 - ☐ Near the top of 2025 PIT-X, page 2, in **Reason for amending**, enter the reason. If the reason is **changes to my federal return**, attach a copy of your federal amended form.
 - ☐ Is the state issued driver's license or state issued identification card number, expiration date, and two digit state 2 identifying the issuing state entered below the signature of the taxpayer and, if married filing joint, the spouse? If you do not have a state issued driver's license or state issued identification card number, write NONE in this field. If you do not wish to provide a state issued driver's license or state issued identification card, write DECLINED in this field.
 - ☐ If you are due a refund, did you complete the **REFUND EXPRESS** section on PIT-X, page 2 or verify that the address on PIT-X, page 1 is where you want your refund mailed?
 - ☐ If you are mailing payment with the return, did you complete the PIT-PV, *Personal Income Tax Payment Voucher*, and attach your check or money order? Is your check or money order payable to New Mexico Taxation and Revenue Department? Did you write your social security number and **2025 PIT-X** on your payment?
- NOTE:** TRD supports the fast and secure filing of electronic payments for PIT-PV. Please visit our website at <https://tap.state.nm.us> to learn more.
- ☐ Did you make a copy of all documents for your records?

* Examples of other income and withholding information returns are 1099-MISC and RPD-41359.

*The Department encourages all taxpayers to file online.
Electronic filing is fast and secure. It provides the fastest
turnaround for a refund and saves tax dollars,
costing less to process than a paper return.*

If you have a "Qualifying Child"
you may be eligible for a
New Mexico Child Income Tax Credit.

The credit varies by income level, with the
largest credits available to low-income
families, and your credit is refundable if it is
greater than the tax you owe!

See the instructions for PIT-RC, line 25,
on page RC-10 of this booklet.

Privacy Notification

The New Mexico Taxation and Revenue Department requires taxpayers to furnish social security numbers as a means of taxpayer identification. All information supplied electronically by taxpayers is protected using encryption and fire walls. Taxpayer information on returns is protected in accordance with the confidentiality provisions of the Tax Administration Act (Section 7-1-8 NMSA 1978).

Tax Rebates and Credits Available to Qualifying Low-Income Filers

- ▶ Taxpayers not required to file a federal tax return with the IRS also are not required to file a New Mexico Personal Income Tax return, BUT they may want to do so to claim certain rebates and credits for low-income filers. You may also want to review Schedule PIT-RC and instructions to determine whether you qualify for *any* of the low-income rebates and credits that may be claimed on that schedule. You may also refer to Quick Guide 2 – Tax Information for New Mexico Low Income Filers, on the Department web page. Visit www.tax.newmexico.gov, click on **FORMS & PUBLICATIONS**, then select Quick Guides from the Publications folder.
- ▶ **Earned Income Credit (EIC)** - You may be eligible for an Earned Income Credit (EIC) from the Internal Revenue Service (IRS) if you are a low-income working individual or family. The EIC is a refundable credit which may reduce your federal tax and may result in a refund from the IRS. To see if you may claim the credit, read the rules in the federal Form 1040 tax packages or see IRS Publication 596. You may also read about the EIC on the IRS website at www.irs.gov and download the publication there.
- ▶ **Working Families Tax Credit** - A resident who was a New Mexico resident during any part of 2025 and who files a New Mexico personal income tax return may claim a credit in an amount equal to twenty-five (25) percent of the Federal EIC for which that individual is eligible for the same tax year. An individual who qualifies for the working families tax credit may receive a refund if the credit exceeds the income tax liability for the tax year of the claim.
- ▶ **Low-Income Comprehensive Tax Rebate** - Residents of New Mexico who have been physically present in New Mexico for at least six months during the 2025 tax year and whose modified gross income is \$36,000 or less may claim the low-income comprehensive tax rebate. NOTE: You cannot claim this rebate if you were eligible to be claimed as a dependent of another taxpayer for 2025, or you were an inmate of a public institution for more than six months during 2025.
- ▶ **Low- and Middle-Income Tax Deduction** - A personal income tax exemption is offered for low- and middle-income taxpayers. The maximum is \$2,500 for each person claimed as an exemption. The amount varies according to filing status and federal adjusted gross income. Single persons qualify for the exemption when federal adjusted gross income is \$36,667 or less; married persons filing joint returns, surviving spouses and head of household filers qualify when federal adjusted gross income is \$55,000 or less, and married persons filing separately qualify when federal adjusted gross income is \$27,500 or less.
- ▶ **Child Day Care Credit** - New Mexico residents who have a modified gross income of \$30,160 or less, may claim a credit (which may not exceed \$1,200) for expenses for dependent child day care necessary to enable gainful employment. The claimant, and spouse if applicable, must be gainfully employed for that part of the tax year for which the credit is claimed, not be a recipient of public assistance under the Temporary Assistance for Needy Families program (TANF), the New Mexico Works Act or similar program for that part of the tax year for which the credit is claimed, and not have been reimbursed or compensated for the expenses in any way. Other restrictions apply to both the claimant and the caregiver. See the instructions.
- ▶ **Property Tax Rebate** - New Mexico residents age 65 and older, who have a modified gross income of \$16,000 or less, may qualify for the property tax rebate. The property tax rebate helps with tax billed or rent paid on your principal place of residence. The property tax rebate may not exceed \$250 (\$125 for a married taxpayer filing a separate return). The taxpayer must be physically present in New Mexico for at least 6 months during 2025, and neither eligible to be claimed, nor actually claimed, as a dependent of another taxpayer for 2025, and not be an inmate for more than 6 months during 2025.
- ▶ **Property Tax Rebate for Low-Income Residents of Los Alamos, Santa Fe, Doña Ana or Bernalillo Counties** - A resident whose principal place of residence is in Los Alamos County, Santa Fe County, Doña Ana County, or Bernalillo County only; has a modified gross income of \$24,000 or less; was a resident of New Mexico during 2025; was physically present in New Mexico for at least 6 months during 2025 is neither eligible to be claimed, nor actually claimed, as a dependent of another taxpayer for 2025; and was not an inmate of a public institution for more than 6 months during 2025, may qualify for this rebate. NOTE: The property tax rebate may not exceed \$350 (\$175 for a married taxpayer filing a separate return).

TAXATION AND REVENUE DEPARTMENT
P.O. BOX 25122
Santa Fe, NM 87504-5122

PRSRT STD
U.S. POSTAGE
PAID
State of New Mexico

Contacting the New Mexico Taxation and Revenue Department:

DISTRICT OFFICES:

Local tax offices can provide full service and information about New Mexico's taxes, programs and forms and specific information about your filing situation. If you have questions or require additional information, you may contact your local Taxation and Revenue Department Office.

ALBUQUERQUE:

10500 Copper Avenue NE, Suite C
Albuquerque, NM 87123

FARMINGTON:

3501 E. Main Street, Suite N
Farmington, NM 87402

LAS CRUCES:

2540 El Paseo, Building #2
P.O. Box 607
Las Cruces, NM 88001

ROSWELL:

400 North Pennsylvania, Suite 200
Roswell, NM 88201

SANTA FE:

1200 South St. Francis Drive
Santa Fe, NM 87505

CALL CENTER:

1-866-285-2996

DEPARTMENT WEBSITE:

Our website provides a number of resources. Please visit our website: <https://www.tax.newmexico.gov>

TAXPAYER ACCESS POINT:

E-File, pay, and check your refund status with Taxpayer Access Point (TAP). It is fast, easy, and secure: <https://tap.state.nm.us>

Scan to go to TAP

